





**BLACKLINE
MASTERS**



**Infants
beginning readers**



BURRABOOKS

POST

101 Richmond Street, Boree Creek
NSW 2652

PHONE

069-271-532

FAX

069-271-517

Build-a-Book

written by Brenda Stanley

© Burrabooks Pty Ltd

1996

ACN 070006085

All rights reserved.

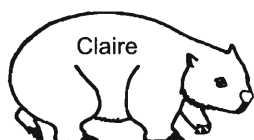
Except under the conditions described in the Copyright Act, 1968 of Australia and subsequent amendments, no part of this publication may be reproduced, stored in a retrieval system or transmitted in any form or by any means, electronic, mechanical, photocopying, recording, scanning or otherwise without the express prior permission of the copyright owner, with the following exception:

Permission is granted for each page to be copied to produce a sufficient amount for the purchaser to supply their class only.

The publisher prohibits the making of copies for use by other than the purchaser, or the copying of the loaned originals or copies of the originals.

As with all Burrabooks publications every attempt is made to acknowledge copyright. Any infringements are purely coincidental and the publisher offers apologies where applicable.

ISBN 1 86402 090 3



BUR-5006

This series of teacher's resource material has been published with specific learning objectives in mind, and have proven to be very popular with students.

All activities have been written by Australian teachers with other Australian teachers in mind. They have all been extensively trialled in the classroom and students welcome the challenge of completing them with enthusiasm.

I am an experienced teacher and recognise the need for students to develop an ownership in what they read. For this reason I have developed this personalised reader system. I have used this approach for many years and find it invaluable in motivating students to begin reading.

This graded material allows the student to illustrate their own series of readers, thus motivating them by giving them direct input and allowing a multitude of readers to be available at next to no cost.

The actual construction of the readers is very straightforward, with the students supplying illustrations firstly and then cutting out each page and assembling them with glue or the teacher using staples.

A blank template is provided for readers to be custom made for specific class themes, extension activities or remediation.

These readers should not be used in isolation but as part of an overall classroom-based reading program. They can be read in class and used as a take-home practice reader. They can be used in conjunction with other reading aids such as flashcards, games, tapes, phonic drills, word building games etc.

Regards Brenda Stanley

Name: _____

1

Paste here

2

Paste here

3

Paste here

4

Paste here

5

Paste here

6

Name: _____

1

yellow

2

red

3

blue

4

green

5

black

6

orange

1

Name: _____

My hair.

2

Paste here

My lunch.

3

Paste here

My shoes.

4

Paste here

My pet.

5

Paste here

My bag.

6

Paste here

Me.

Name: _____

1

Our car.

2

Paste here

Our house.

Paste here

3

Our garden.

4

Paste here

Our toys.

Paste here

5

Our pets.

6

Paste here

Our family.

1

Name: _____

Two heads.

2

Paste here

Four legs.

3

Paste here

Five arms.

4

Paste here

Three noses.

5

Paste here

Ten toes.

6

Paste here

Seven teeth.

Name: _____

1

A pig.

Paste here

2

A fish.

Paste here

3

A bird.

Paste here

4

A monkey.

Paste here

5

A camel.

Paste here

6

A snake.

Name: _____

1

A banana.

2

Paste here

An apple.

3

Paste here

A pear.

4

Paste here

An orange.

5

Paste here

A plum.

6

Paste here

A grape.

Name: _____

1

A magpie.

Paste here

2

A wombat.

Paste here

3

A koala.

Paste here

4

A kangaroo.

Paste here

5

A possum.

Paste here

6

A kookaburra.

Name: _____

1

A walrus.

2

Paste here

A zebra.

Paste here

3

A platypus.

4

Paste here

A monkey.

Paste here

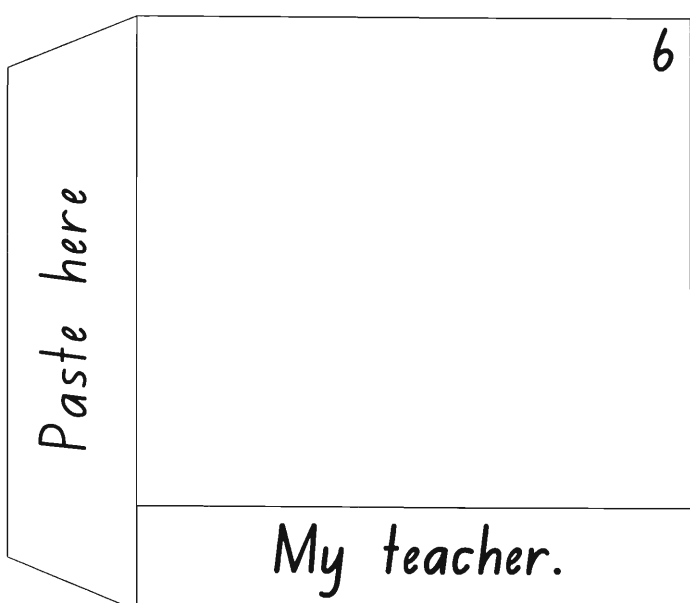
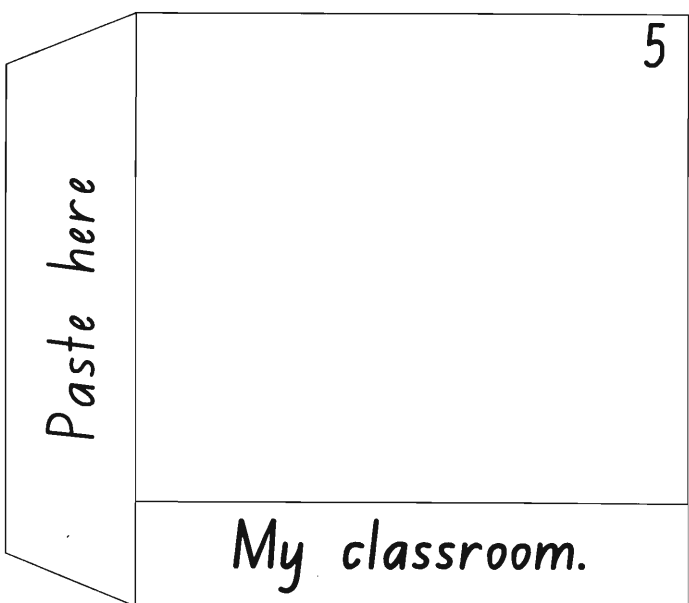
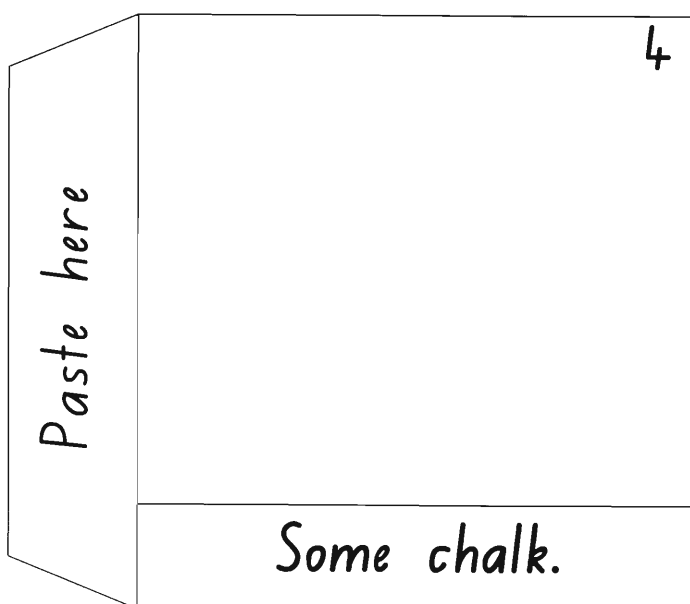
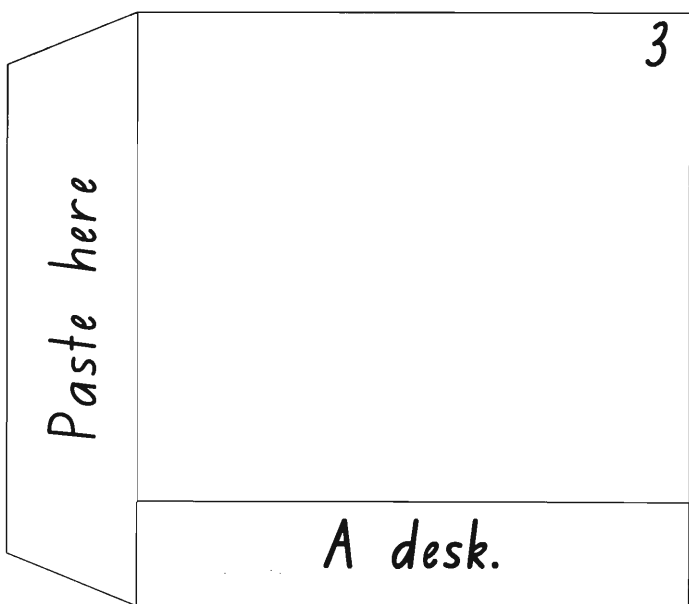
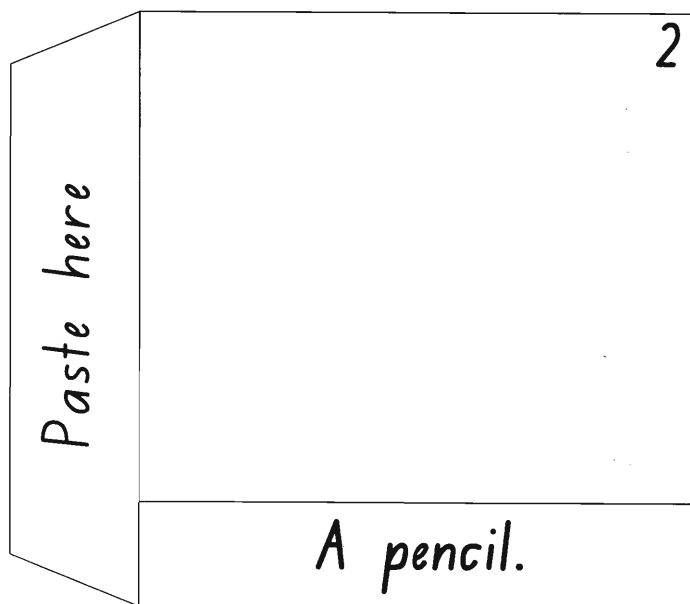
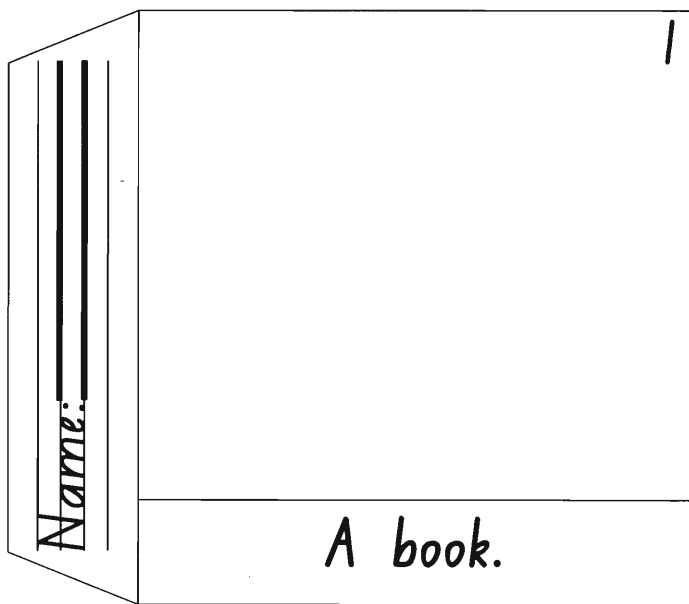
5

An elephant.

6

Paste here

A lion.



Name: _____

1

Water.

Paste here

2

Soup.

Paste here

3

Blood.

Paste here

4

Cordial.

Paste here

5

Rain.

Paste here

6

Milkshake.

Name: _____

1

A big horse.

Paste here

2

A small cat.

Paste here

3

A big truck.

Paste here

4

A small car.

Paste here

5

A big baby.

Paste here

6

A small lady.

Name: _____

1

One cat.

2

Paste here

Two dogs.

Paste here

3

Three hens.

4

Paste here

Four hogs.

Paste here

5

Five birds.

6

Paste here

Six frogs.

Name: _____

1

Seven stars.

2

Paste here

Eight apples.

Paste here

3

Nine pencils.

4

Paste here

Ten balls.

Paste here

5

Eleven cakes.

6

Paste here

Twelve eggs.

Name: _____

1

A red square.

2

Paste here

A blue circle.

3

Paste here

A green rectangle.

4

Paste here

An orange triangle.

5

Paste here

A purple oval.

6

Paste here

A rainbow square.

Name: _____

1

One red dog.

2

Paste here

Two black cats.

3

Paste here

Three green frogs.

4

Paste here

Four brown hens.

5

Paste here

Five yellow hats.

6

Paste here

Six blue spots.

1

Name: _____

Here is my mother.

2

Paste here

Here is my father.

3

Paste here

Here is my family.

4

Paste here

Here is my pet.

5

Paste here

Here is my best toy.

6

Paste here

Here I am.

1

Name: _____

Here is my house.

2

Paste here

Here is my garden.

3

Paste here

Here is my pet.

4

Paste here

Here is my family.

5

Paste here

Here is my school.

6

Paste here

Here is my school bag.

1

Name: _____

I am a

2

Paste here

He is a boy.

3

Paste here

She is a girl.

4

Paste here

These are boys.

5

Paste here

These are girls.

6

Paste here

Here are boys and girls.

1

Name: _____

I am a

2

Paste here

I can run.

3

Paste here

I can jump.

4

Paste here

I can hop.

5

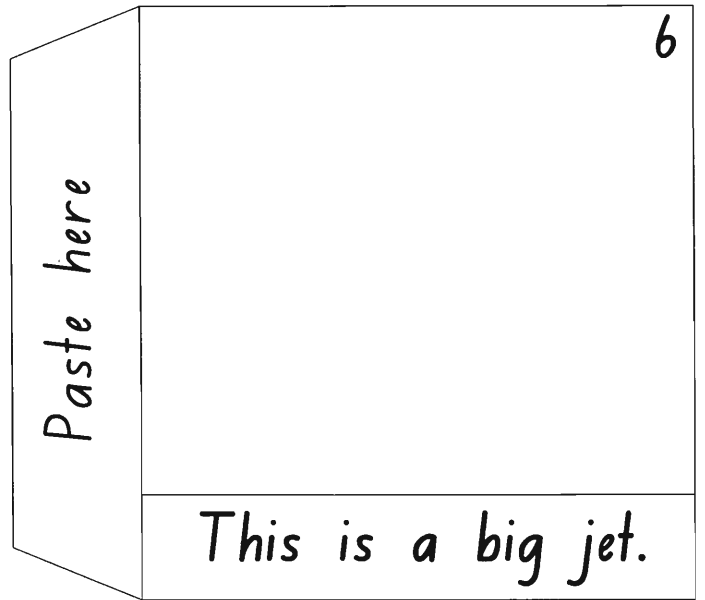

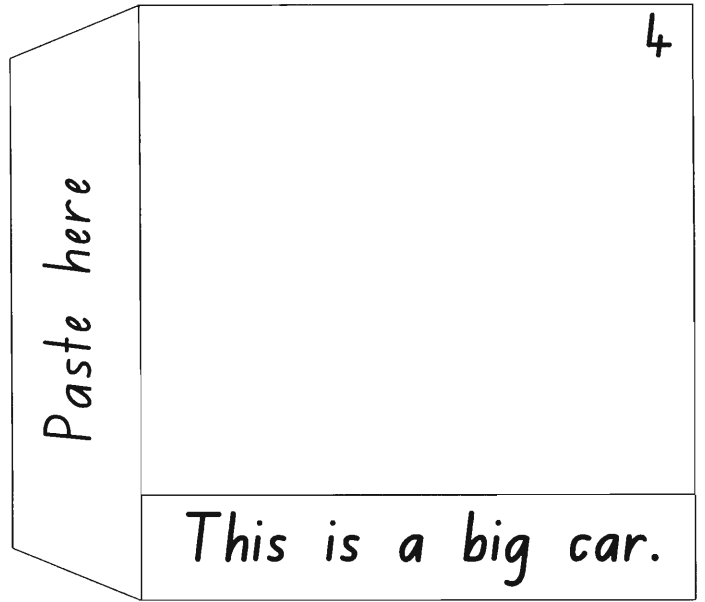

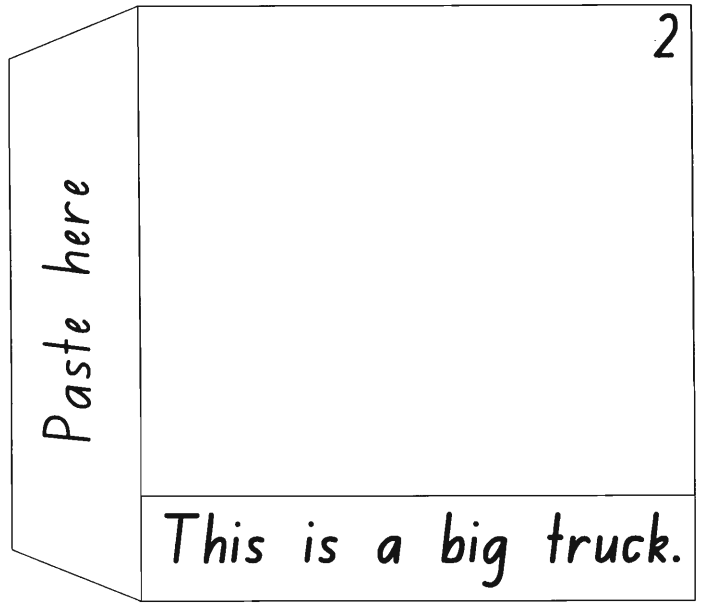

Paste here

This is my home.

6

Paste here

This is my family.



1

Name: _____

I come to school by

2

Paste here

I play at school.

3

Paste here

I read books at school.

4

Paste here

I draw at school.

5

Paste here

I write at school.

6

Paste here

This is my teacher.

Name: _____

1

My best toy.

2

Paste here

A pet I would like.

3

Paste here

My favourite food.

4

Paste here

My favourite game.

5

Paste here

After school I like to...

6

Paste here

My best friend.

Name: _____

1

A red car.

2

Paste here

A long car.

Paste here

3

A racing car.

4

Paste here

A station wagon.

Paste here

5

A four-wheel drive car.

6

Paste here

A van.

Name: _____

1

Three trees.

2

Paste here

Two red flowers.

Paste here

3

Twenty seeds.

Paste here

4

A shovel.

Paste here

5

Some green grass.

Paste here

6

A beautiful garden.

1

Name: _____

A dark cave.

2

Paste here

A high mountain.

3

Paste here

A deep lake.

4

Paste here

A large wave.

5

Paste here

A tall waterfall.

6

Paste here

A wide desert.

Name: _____

1

A truck.

Paste here

2

A tractor.

Paste here

3

A helicopter.

Paste here

4

A submarine.

Paste here

5

A jumbo jet.

Paste here

6

A fork-lift.

Name: _____

1

A circle pattern.

Paste here

2

A triangle pattern.

Paste here

3

An oval pattern.

Paste here

4

A square pattern.

Paste here

5

A rectangle pattern.

Paste here

6

A mixed-up pattern.

Name: _____

1

A snake reading.

2

Paste here

A chook dancing.

3

Paste here

A dog skipping.

4

Paste here

A cat barking.

5

Paste here

A worm hopping.

6

Paste here

A horse sitting.

Name: _____

1

A TV set.

2

Paste here

A radio.

Paste here

3

A tea pot.

4

Paste here

An iron.

Paste here

5

A stove.

6

Paste here

A microwave.

1

Name: _____

A chop.

2

Paste here

A sausage.

3

Paste here

A T-bone steak.

4

Paste here

A rissole.

5

Paste here

A ham steak.

6

Paste here

A bottle of sauce.

Name: _____

1

Straight lines.

2

Paste here

Wavy lines.

Paste here

3

Zig-zag lines.

Paste here

4

Dotted lines.

Paste here

5

Thin lines.

Paste here

6

Thick lines.

Name: _____

1

A golf club.

2

Paste here

A tennis racquet.

3

Paste here

A cricket bat.

4

Paste here

A football.

5

Paste here

A softball bat.

6

Paste here

A hockey stick.

Name: _____

1

Under my bed.

2

Paste here

Above the cupboard.

3

Paste here

Around the corner.

4

Paste here

Over the fence.

5

Paste here

Under the water.

6

Paste here

On my desk.

Name: _____

1

Inside a room.

2

Paste here

Outside a house.

3

Paste here

Inside a mouth.

4

Paste here

Outside our classroom.

5

Paste here

Inside the fridge.

6

Paste here

Outside the earth.

1

Name: _____

We went to visit a farm.

2

Paste here

We saw lots of sheep.

3

Paste here

We saw lots of horses.

4

Paste here

We saw lots of cows.

5

Paste here

We saw lots of pigs.

6

Paste here

We saw lots of hens.

Name: _____

1

I help Mum bake a cake.

Paste here

2

I help Mum make the bed.

Paste here

3

I help Mum in the garden.

Paste here

4

I help Mum at the shops.

Paste here

5

I help Mum fix the car.

Paste here

6

Mum and I are a team.

Name: _____

1

I help Dad wash the car.

2

Paste here

I help Dad mow the lawn.

3

Paste here

I help Dad clean the house.

4

Paste here

I help Dad wash the dog.

5

Paste here

I help Dad paint the shed.

6

Paste here

Dad and I are a team.

Name: _____

1

Look at my blue ball.

Paste here

2

Look at my red skipping rope.

Paste here

3

Look at my green shoes.

Paste here

4

Look at my orange bat.

Paste here

5

Look at my black hat.

Paste here

6

Look at my yellow swing.

Name: _____

1

Here is a dog.

Paste here

2

The dog has a kennel.

Paste here

3

The dog chases cars.

Paste here

4

The dog digs holes.

Paste here


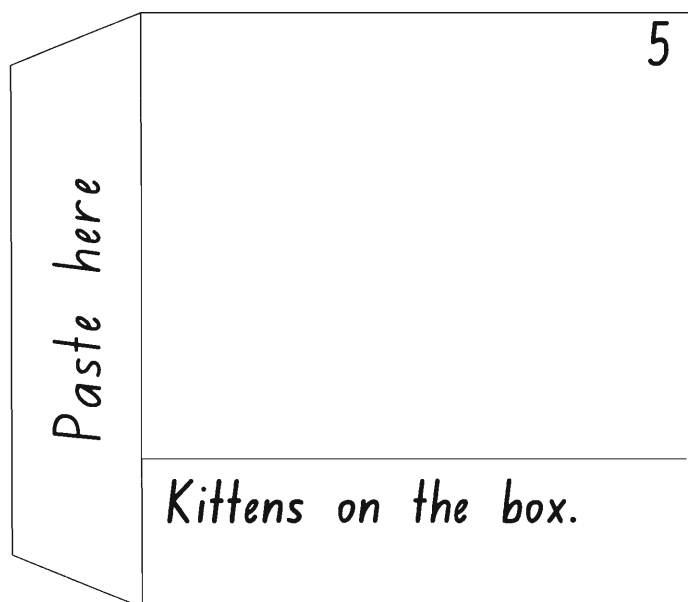
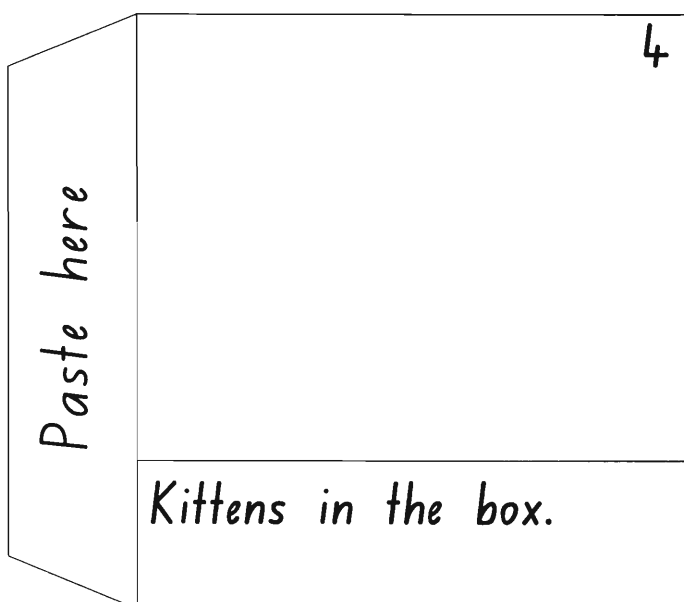
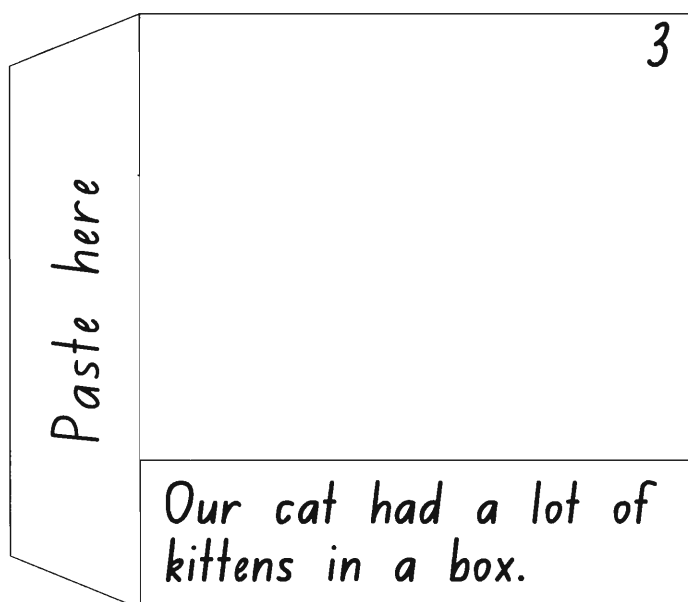
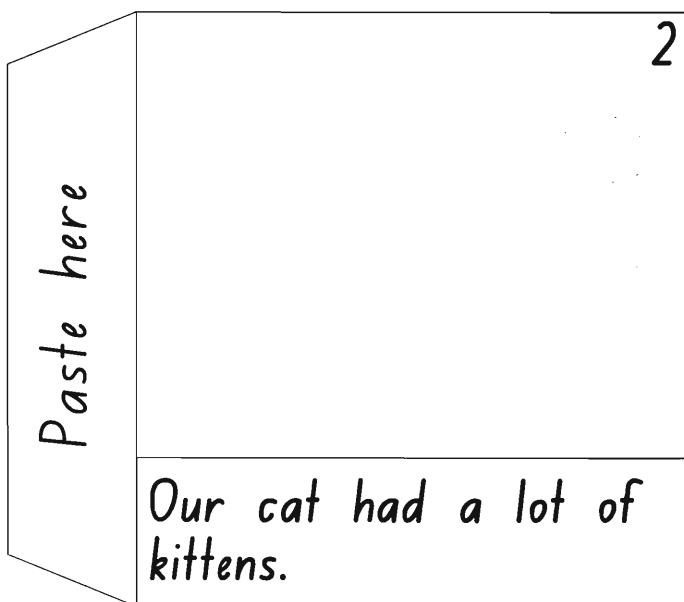

5

The dog barks.

Paste here

6

The dog has fleas.
Scratch, scratch.



Name: _____

1

This is a red bucket.

2

Paste here

This is a yellow fence.

3

Paste here

This is a blue pencil.

4

Paste here

This is an orange truck.

5

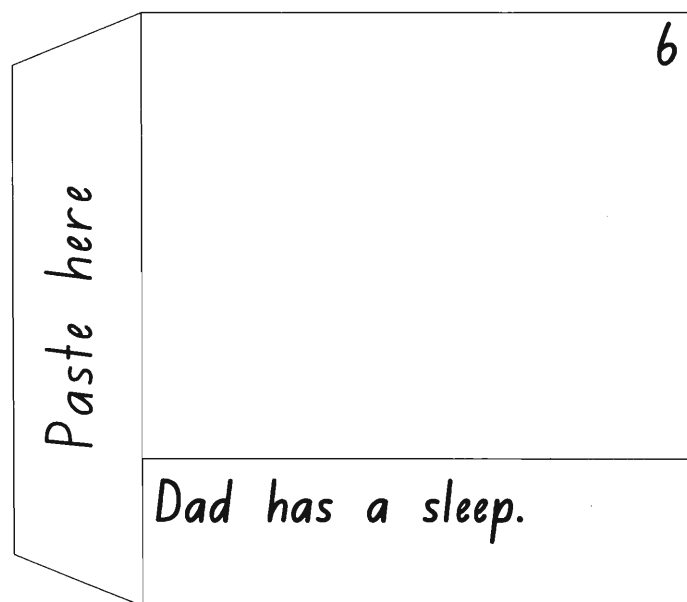

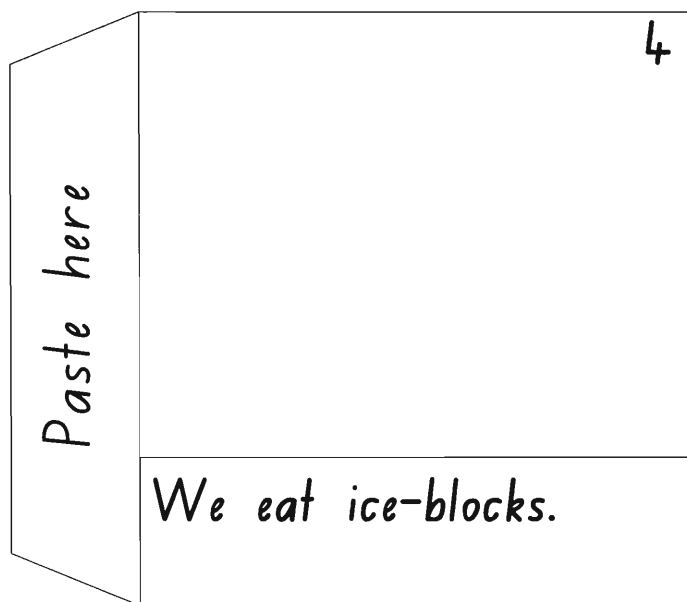

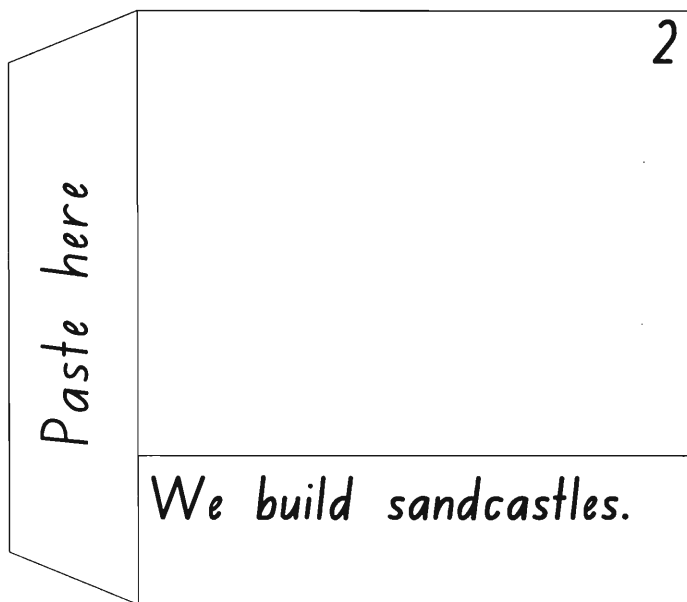
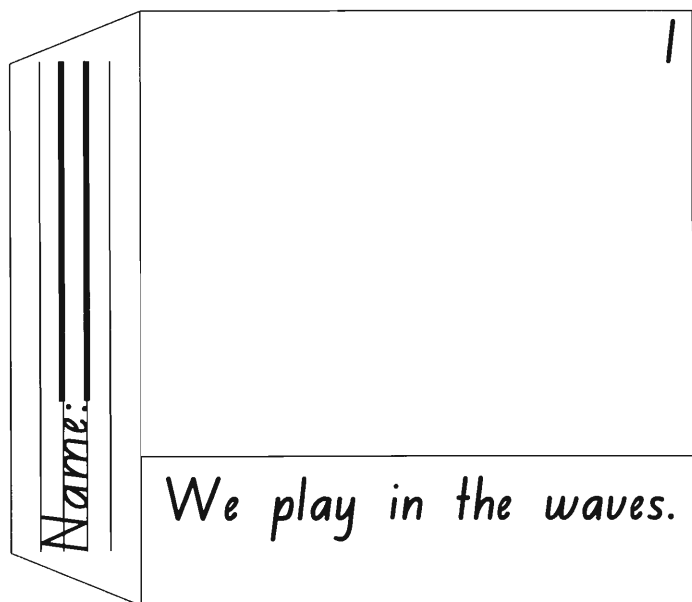
Paste here

This is a green tree.

6

Paste here

This is a beautiful rainbow.



Name: _____

1

See the rain.
It is pouring.

Paste here

2

I have my gumboots on.

Paste here

3

I have my raincoat on.

Paste here

4

I have my rainhat on.

Paste here

5

I have my umbrella.

Paste here

6

I will not get wet.

Name: _____

1

A black train is going past.

Paste here

2

A red ship is going past.

Paste here

3

A yellow truck is going past.

Paste here

4

A green bicycle is going past.

Paste here

5

A red car is going past.

Paste here

6

An orange plane is going past.

Name: _____

1

The frog sang.
Croak, croak, croak!

Paste here

2

The cricket sang.
Chirp, chirp, chirp!

Paste here

3

The bee sang.
Buzz, buzz, buzz!

Paste here

4

The beetle sang.
Zzzz, zzzz, zzzz!

Paste here

5

The snake sang.
Hiss, hiss, hiss!

Paste here

6

I sang.
La, la, la!

1

Name: _____

The plane goes up.
Broooooom!

2

Paste here

The plane goes down.

3

Paste here

The plane goes under
the clouds.

4

Paste here

The plane goes over the
clouds.

5

Paste here

The plane goes up-side
down.

6

Paste here

The plane stops.
Crash!

Name: _____

1

The circus is in town.

Paste here

2

At the circus we see clowns.

Paste here

3

At the circus we see dogs.

Paste here

4

At the circus we see elephants.

Paste here

5

At the circus we see jugglers.

Paste here

6

At the circus we see acrobats.

Name: _____

1

It is raining. We walk in the puddles.

2

Paste here

We slip in the mud.

Paste here

3

We hop on the grass.

4

Paste here

We slide on the gravel.

Paste here




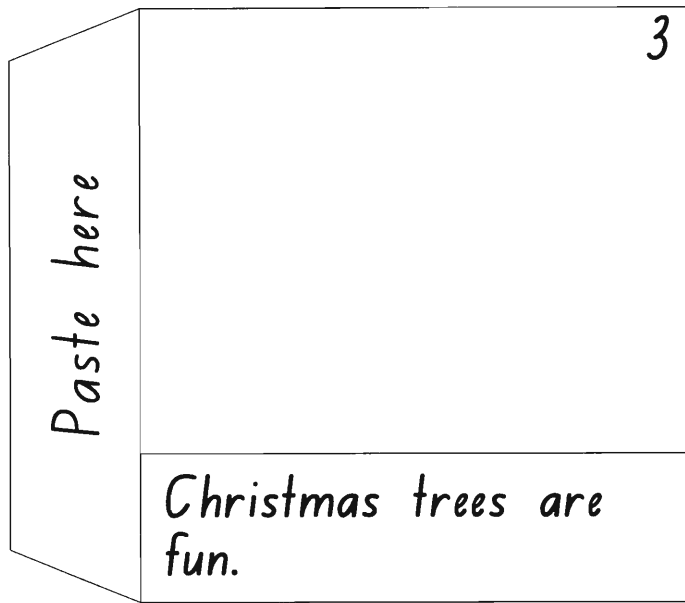
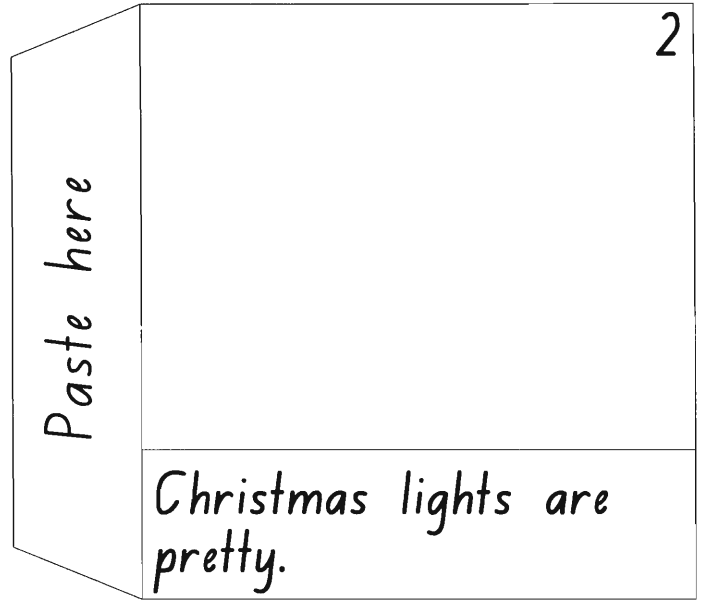

5

We splash in the gutter.

6

Paste here

We love playing in the rain.



1

Name: _____

The wind blew the leaves.

2

Paste here

The wind blew the trees.

3

Paste here

The wind blew the clouds.

4

Paste here

The wind blew the washing.

5

Paste here

The wind blew the papers.

6

Paste here

The wind blew my hat off.

Name: _____

1

We see leaves fall in autumn.

Paste here

2

We see flowers in spring.

Paste here

3

We see snow in winter.

Paste here

4

We swim in summer.

Paste here

5

We wear hats all year long.

Paste here

6

We wear yellow raincoats in the rain.

1

Name: _____

We went for a picnic in the car.

2

Paste here

We sang in the car.

3

Paste here

We had a flat tyre.

4

Paste here

We got lost.

5

Paste here

We had our picnic on an ant's nest.

6

Paste here

Dad said, "Footy on TV next weekend."

1

Name: _____

This is what we do at school on Monday.

2

Paste here

This is what we do at school on Tuesday.

3

Paste here

This is what we do at school on Wednesday.

4

Paste here

This is what we do at school on Thursday.

5

Paste here

This is what we do at school on Friday.

6

Paste here

This is what we do on the weekend.

1

Name: _____

At the shops I had a drink.

2

Paste here

At the shops I had an ice-block.

3

Paste here

At the shops I had some lollies.

4

Paste here

At the shops I had a pie.

5

Paste here

At the shops I had some pizza.

6

Paste here

At the shops I had a hamburger.

Name: _____

1

I have socks with red spots on them.

Paste here

2

I have socks with dogs on them.

Paste here

3

I have socks with green stripes on them.

Paste here

4

I have socks with cats on them.

Paste here

5

I have socks with holes in them.

Paste here

6

I have socks that glow in the dark.

1

Name: _____

I like chips and tomato sauce.

2

Paste here

I like pies and tomato sauce.

3

Paste here

I like sausages and tomato sauce.

4

Paste here

I like eggs and tomato sauce.

5

Paste here

I like mashed potato and tomato sauce.

6

Paste here

I like tomato sauce.

1

Name: _____

Here is a fat dog with funny ears.

2

Paste here

Here is a thin dog with spots.

3

Paste here

Here is a fat cat with a bell.

4

Paste here

Here is a thin cat with orange stripes.

5

Paste here

Here is a big dog and a little cat.

6

Paste here

Here is a little dog and a big cat.

1

Name: _____

At the zoo there are lions with babies.

2

Paste here

At the zoo there are bears with babies.

3

Paste here

At the zoo there are elephants with babies.

4

Paste here

At the zoo there are koalas with babies.

5

Paste here

At the zoo there are kangaroos with babies.

6

Paste here

At the zoo there are tigers with babies.

1

Name: _____

I had a birthday party.

2

Paste here

I had a cake with candles.

3

Paste here

I had six friends at my birthday party.

4

Paste here

I had a funny hat at my birthday party.

5

Paste here

I had balloons on the door.

6

Paste here

I had fun at my party.

*Some of the Blackline Master titles
available from Burrabooks are:*

CHRISTMAS PRIMARY

BUR-121 Christmas Activities

BUR-115 Christmas Help

EASTER PRIMARY

BUR-211 Easter Activities

BUR-205 Easter Help

PRIMARY THEMES

BUR-140 Cooking

BUR-961 Transport

BUR-135 Computers

BUR-885 Rock 'n Roll Worksheets

BUR-751 Occupations

BUR-401 Year Six Homework

BUR-253 Fabulous Families

BUR-171 Dinosaur Dig-In

BUR-911 Signs of the Times

MATHEMATICS PRIMARY

BUR-661 Targeting Tables

BUR-521 K-6 Maths for Small School

BUR-621 Maths Games

BUR-130 Colour Tables

BUR-331 Grids and Patterns

BUR-671 Multiplication Colour

PERSONAL DEV. PRIMARY

BUR-528 Keeping Yourself Safe

BUR-527 Keeping Yourself Healthy

BUR-315 Getting it Together

BUR-261 Family, Friends and Feelings

SOCIETY & ENVIRONMENT Level 3

BUR-921 Time, Continuity and Change (3)

BUR-922 Place and Space (Lv3)

BUR-923 Culture (Lv3)

BUR-924 Resources (Lv3)

BUR-925 Natural & Social Systems (Lv3)

BUR-926 Investigation, Communication (Lv3)

INFANTS THEMES

BUR-1905 Seasons

BUR-1904 The Sea

BUR-1901 Pets

BUR-1902 Food

BUR-1903 Moving

BUR-1906 Circus

BEGINNING READING

BUR-5005 Wombat Beginning Sounds

BUR-1950 Wombat Cut, Match & Paste

BUR-5004 Wombat Basic Blending

BUR-5006 Build-A-Book

INFANTS READING

BUR-5000 Wombat Reading - Kindergarten

BUR-5001 Wombat Reading Year One

BUR-5002 Wombat Reading Year Two

BUR-5200 Wombat Numeration

BUR-535 Kindergarten Squares Part One

BUR-536 Kindergarten Squares Part Two

PROFILES

BUR-246 Evaluating Mathematics Outcomes

BUR-248 Evaluating English Outcomes

BUR-240 Evaluating Science Outcomes

BUR-242 Evaluating Health & Physical Ed.

BUR-241 Evaluating Technology Outcomes

BUR-243 Evaluating The Arts Outcomes

BUR-244 Evaluating Society & Environment

CLASSROOM RESOURCES

BUR-1200 Wombat Lettering

BUR-1201 Homonym Dictionary

BUR-1151 Writing Construction Kit

BUR-131 Classroom Cards

BUR-141 Clever Colouring

BUR-142 Constructive Colouring

BACK-TO-BACK THEMES

BUR-6000 Back-to-Back Space / Energy

BUR-6001 Back-to-Back Riddle / Drill Maths

BUR-6002 Back-to-Back Environment/Sports

BURRABOOKS

POST 101 Richmond Street, Boree Creek 2652 **PHONE** 069-271-532 **FAX** 069-271-517

QUALITY BLACKLINE MASTERS