

HOMESCHOOL HELP

**AGES
4-5**

BEGINNING to READ



*Essential skills for
learning to read*

HOW TO USE THIS BOOK

This book has been designed to help young children recognise the letters of the alphabet, and more importantly that they **each have their own sound**.

Recognition of sounds is an essential step in learning to read.



























- * Provide a **quiet, comfortable** place to work with your child.
- * Keep sessions **short**.
- * When you read the instructions to your child, run your finger along each sentence from **left to right**.
- * Make sure your child **understands the directions** before beginning an activity.
- * Say the words “**out loud**” so that your child can hear the sounds that the words begin with.
- * Develop your child’s confidence by **praising and encouraging** their efforts.

It is important when teaching children beginning sounds, that they **learn the sound of each letter rather than just its name**.

For example, for the letter ‘f’ say ‘fff’ and not ‘eff’. For the letter ‘m’ say ‘mmm’ not ‘em’.

When looking at the pictures, ask the children to **say the word out loud** and **listen for the sound** it starts with.

Most letters can have more than one sound e.g. ‘o’ as in orange or ‘o’ as in oval. These pictures will help you with the correct sound for each letter of the alphabet.

 apple	 ball	 cat	 dog	 egg	 fish	 goat
 hat	 igloo	 jug	 key	 leaf	 man	 net
 orange	 pot	 quilt	 ring	 sun	 top	 umbrella
 van	 wall	 box	 yawn	 zebra		

FOLLOW-UP ACTIVITIES

There are many ways you can develop beginning reading skills as a follow-up to using this book.

- * Playing “I Spy”.
- * Draw your child’s attention to letters and words in everyday situations e.g. shopping, signs, magazines etc.
- * Writing the different sounds using a variety of media e.g. painting, using playdough, writing in sand, writing in flour sprinkled on a table etc.
- * Making a scrapbook for each sound by cutting out pictures from magazines that start with a particular sound.
- * Games of Bingo, Snap and matching cards.
- * Writing captions on your child’s drawings and ‘reading’ them together.

The most important thing that you can do to help your child to read, is to share the enjoyment of reading books and stories together.

A child who has learnt that reading books is an enjoyable and pleasurable activity will have a strong incentive to learn to read.

Beginning to Read

written by Louise and Greg Porich

© Burrabooks Pty Ltd.

First Published 2001

Revised and Reprinted 2003 (twice), 2004, 2007

ABN 22 070 006 085

P. O. Box 611,

Moruya NSW 2537

Ph: 0244 742 355

Fax: 0244 742 399

All rights reserved.

Except under the conditions described in the Copyright Act, 1968 of Australia and subsequent amendments, no part of this publication may be reproduced, stored in a retrieval system or transmitted in any form or by any means, electronic, mechanical, photocopying, recording, scanning or otherwise without the express prior permission of the copyright owner.

As with all Burrabooks publications every attempt is made to acknowledge copyright. Any infringements are purely coincidental and the publisher offers apologies where applicable.

ISBN 13: 978-1-86402-164-6

ISBN 10: 1-86402-164-0

BUR-8081



BURRABOOKS

www.burrabooks.com.au
mail@burrabooks.com.au



BUR-8081

ISBN 13: 978-1-86402-164-6
ISBN 10: 1-86402-164-0



9 781864 021646

a





Trace the a sounds.






ambulance

a a a a
a a a a

Colour the pictures that start with a.


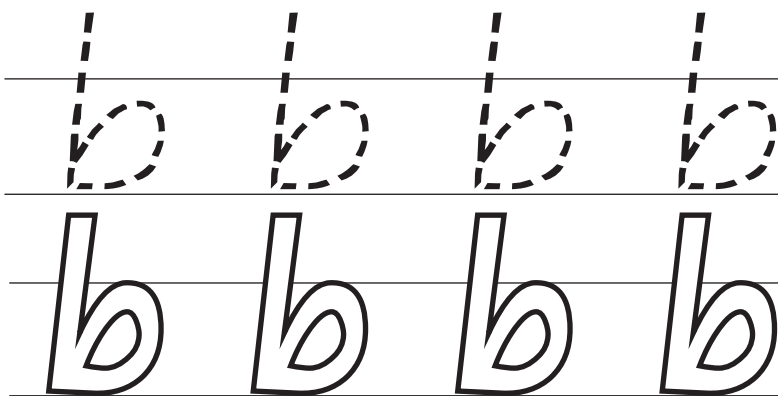


Trace the apples and draw an ant on each one.
Read the sentence and trace the a sounds.




Ants are on the apples.

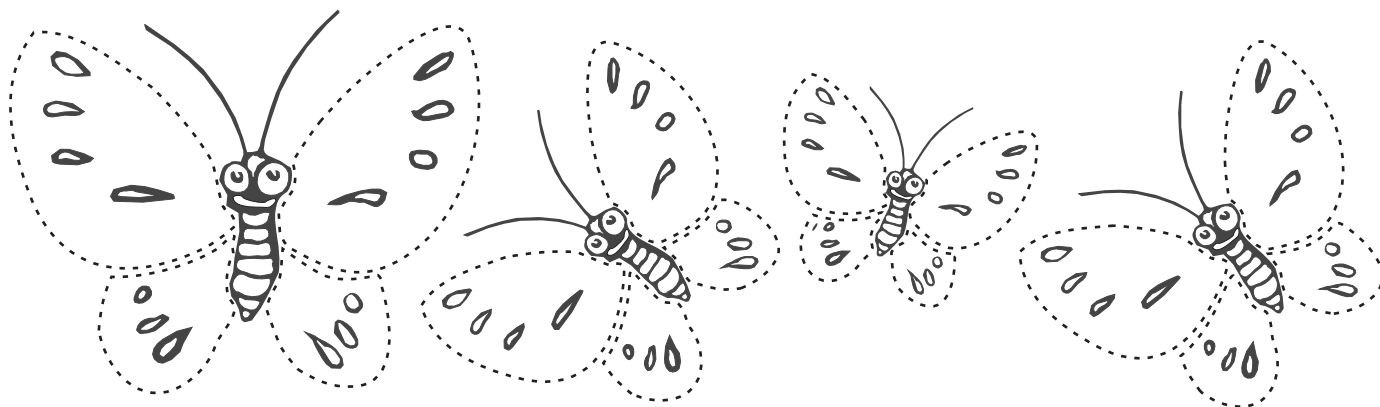
Trace the **b** sounds.



Colour the pictures that start with **b**.

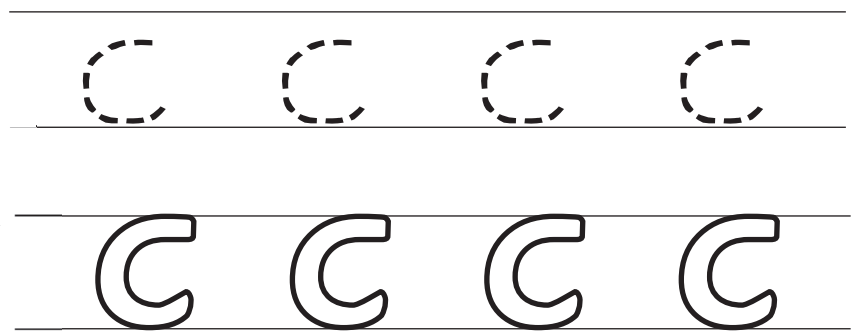



Trace the butterflies and colour one blue.
Read the sentence and trace the **b** sounds.




I saw a **b**ig **b**lue **b**utterfly.

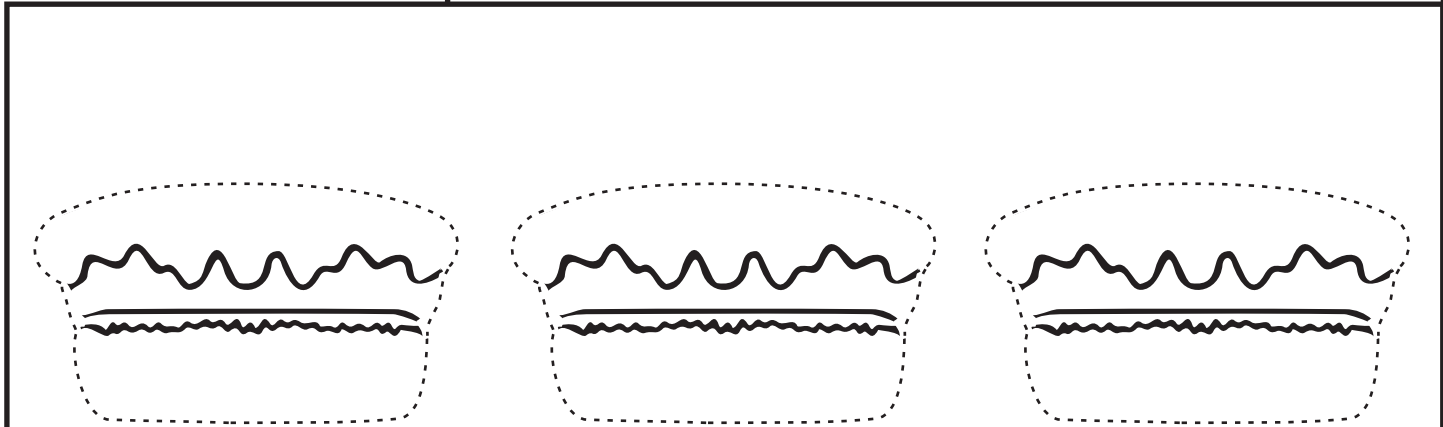
Trace the c sounds.



Colour the pictures that start with c.


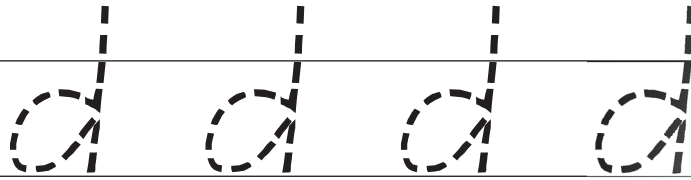


Trace the cakes and draw some candles on each one.
Read the sentence and trace the c sounds.




Count the candles on the cakes.


Trace the d sounds.



Colour the pictures that start with d.




Trace the dogs. Draw some dots on each dog.
Read the sentence and trace the d sounds.

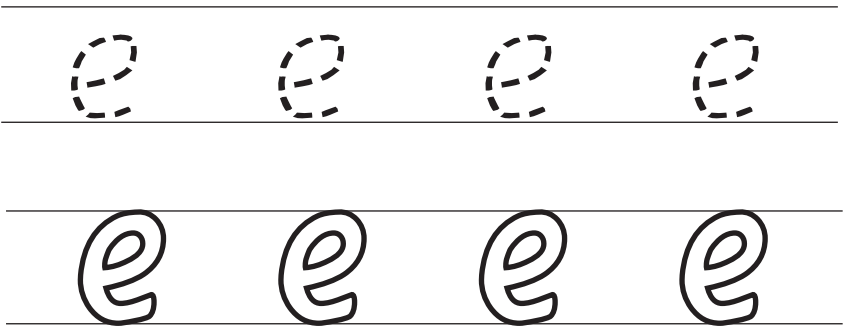


The *d*ogs have lots of *d*ots.





Trace the e sounds.





e **elephant**



Colour the pictures that start with e.


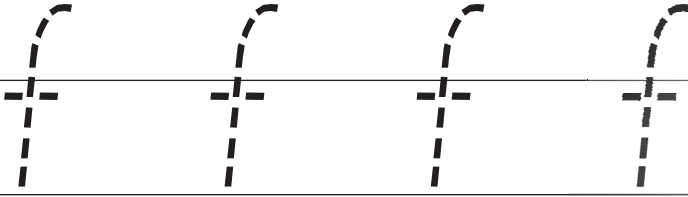


Trace the easter eggs and draw some patterns on them.
Read the sentence and trace the e sounds.



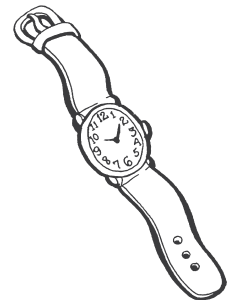

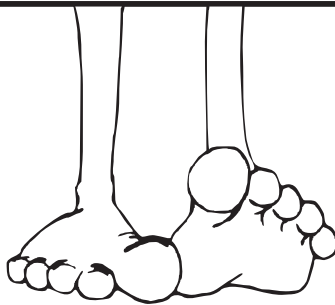




I like to e **eat** e **easter** e **eggs**.

Trace the f sounds.

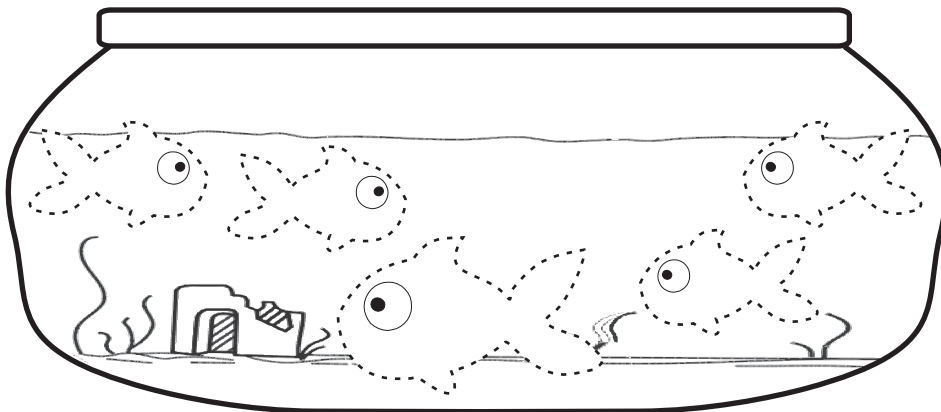


fish

Colour the pictures that start with f.

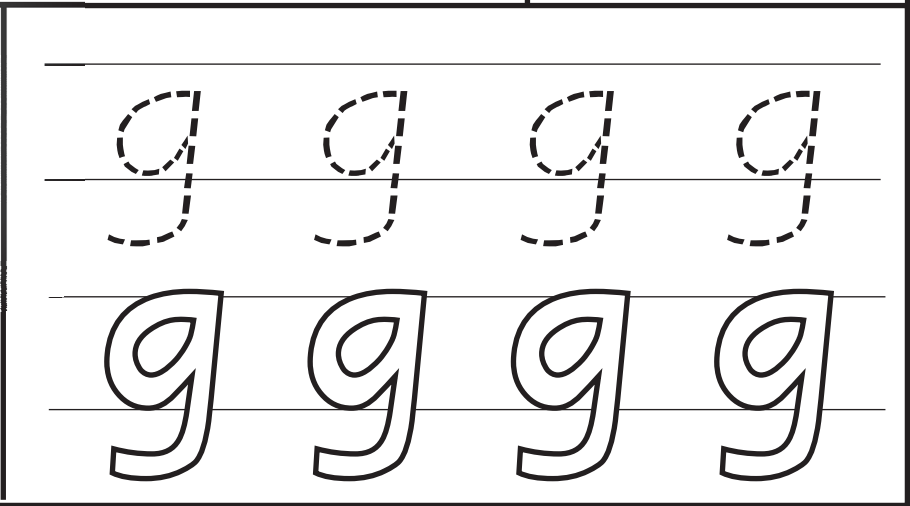


Trace the fish in the bowl and colour them.
Read the sentence and trace the f sounds.


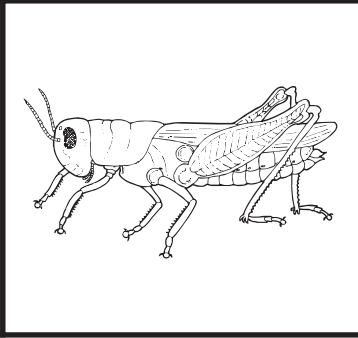
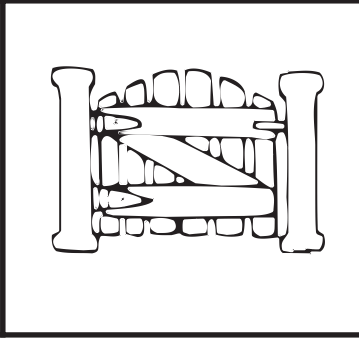

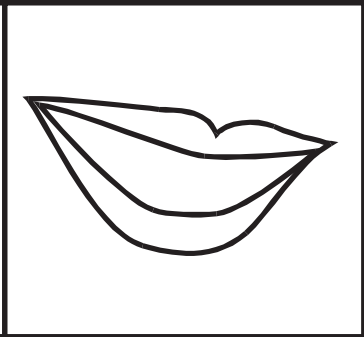
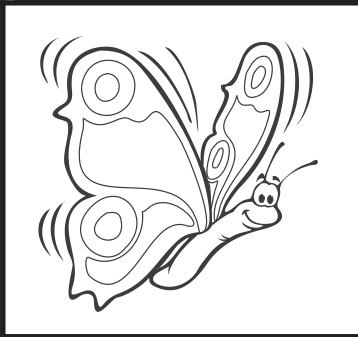



Five fish in a fishbowl.


Trace the g sounds.




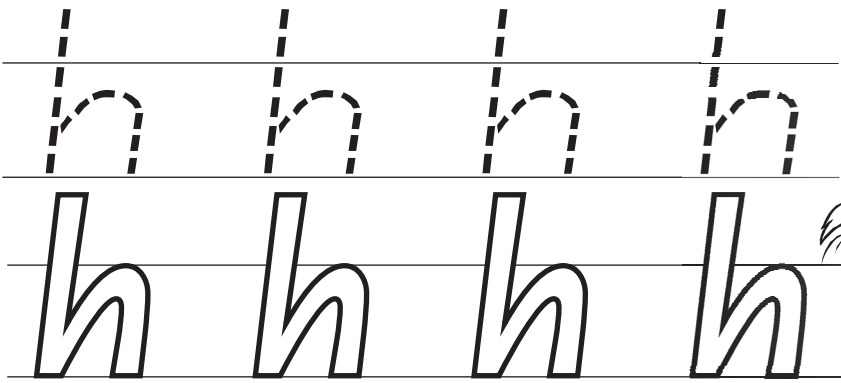
Colour the pictures that start with g.




Trace the goats and draw some green grass.
Read the sentence and trace the g sounds.




Trace the h sounds.



Colour the pictures that start with h.




Trace the hearts and colour in the hats.
Read the sentence and trace the h sounds.



How many **h**earts are on the **h**ats?

Trace the i sounds.



Tracing practice for the letter 'i'. The top row contains five dashed vertical lines, each starting with a dot on a horizontal line. The bottom row contains five solid vertical lines, each starting with a dot on a horizontal line.

Colour the pictures that start with i.


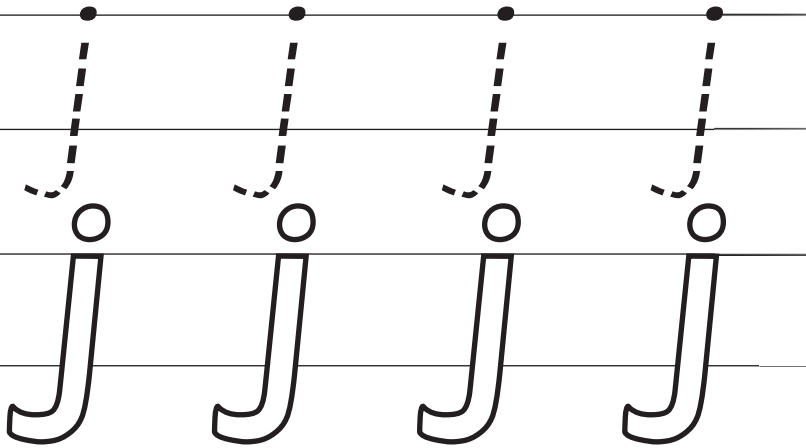


Colour and count the insects.
Read the sentence and trace the i sounds.





Illustrations of five insects: a spider, a fly, a beetle, a ladybug, and a bee.

There are i insects.


Trace the j sounds.



Colour the pictures that start with j.



Trace the jellybeans, colour them and count them.
Read the sentence and trace the j sounds.

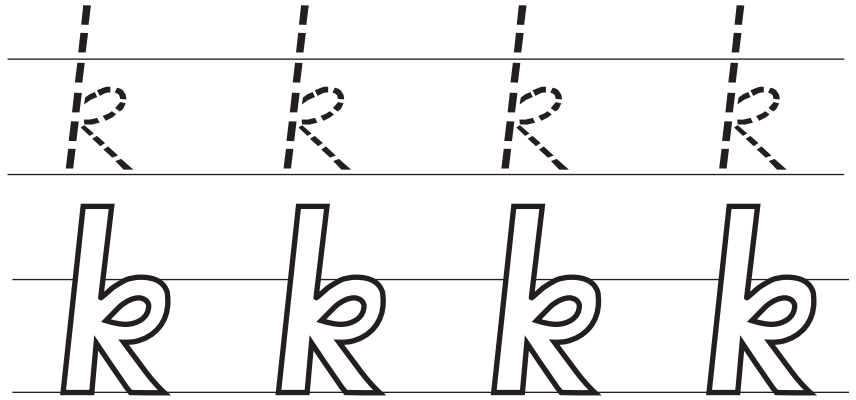


There are jellybeans in the jars.


Trace the k sounds.




kangaroo



Colour the pictures that start with k.


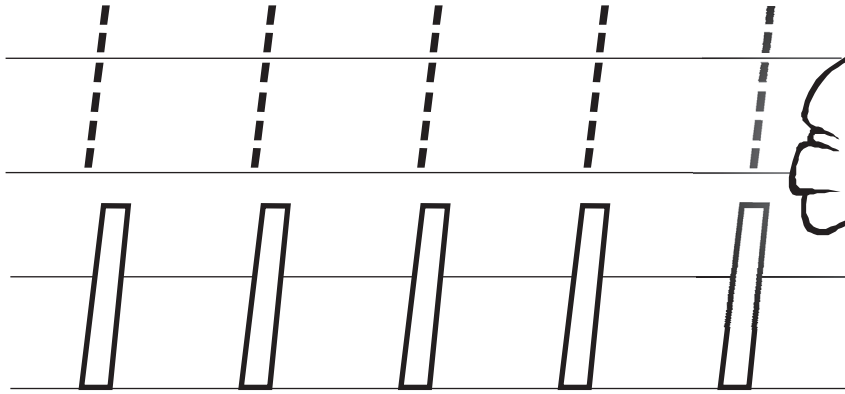


Trace the kites and join them to the kangaroos.
Read the sentence, write in the numbers and trace the k sounds.




There are kites and kangaroos.

Trace the l sounds.

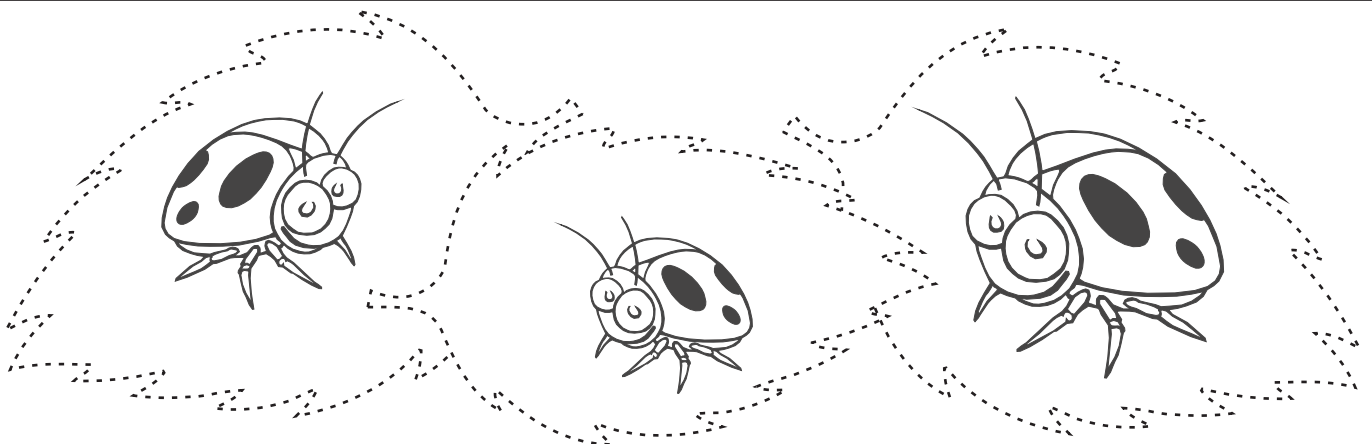


lolly

Colour the pictures that start with l.




Trace the leaves and colour in the ladybeetles.
Read the sentence and trace the l sounds.



Ladybeetles like leaves.

Trace the m sounds.

m

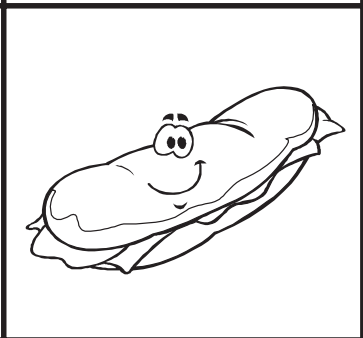






moon

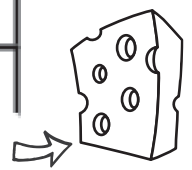
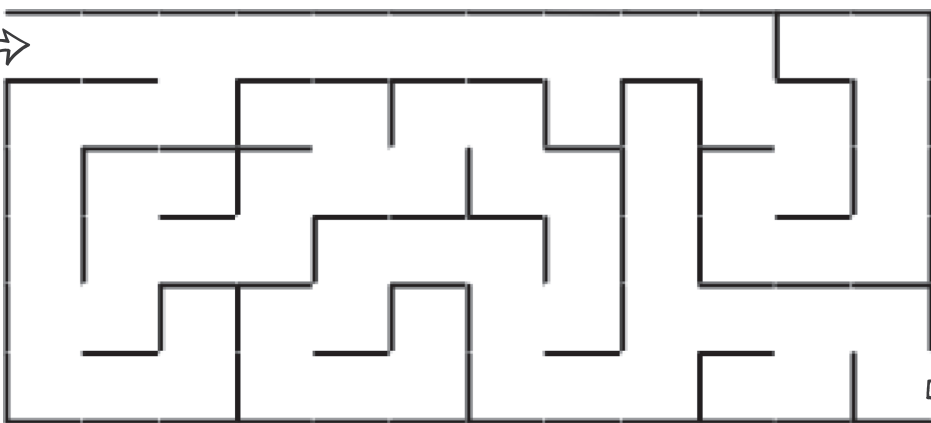
m m m

m m m

Colour the pictures that start with m.



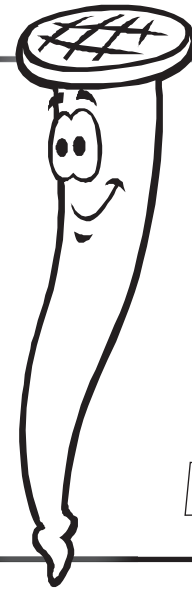
Trace a path from the mouse to the cheese. Read the sentence and trace the m sounds.



The mouse goes through the maze.

Trace over the n sounds.

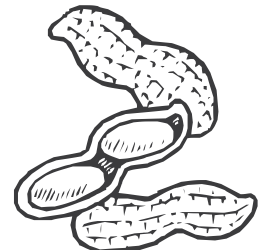


n n n n
n n n n



n

nail

Colour the pictures that start with n.

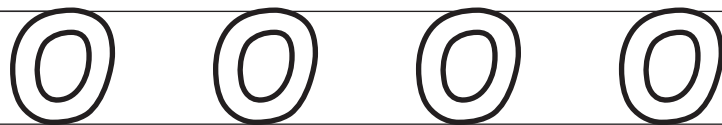



Draw nine birds in the nest and colour the picture.
Read the sentence and trace the n sounds.

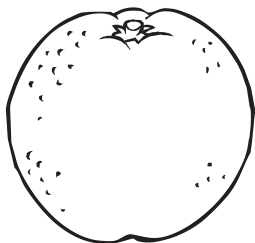



Nine birds in a nest.


Trace the o sounds.



Colour the pictures that start with o.



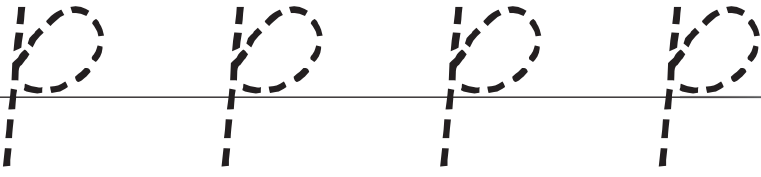
Trace the octopus and colour the picture.
Read the sentence and trace the o sounds.



The o ctopus likes to eat o ranges.


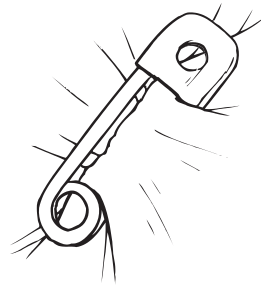



Trace the p sounds.

P




pot

Colour the pictures that start with p.



Trace the pigs and colour them pink and purple.
Read the sentence and trace the p sounds.

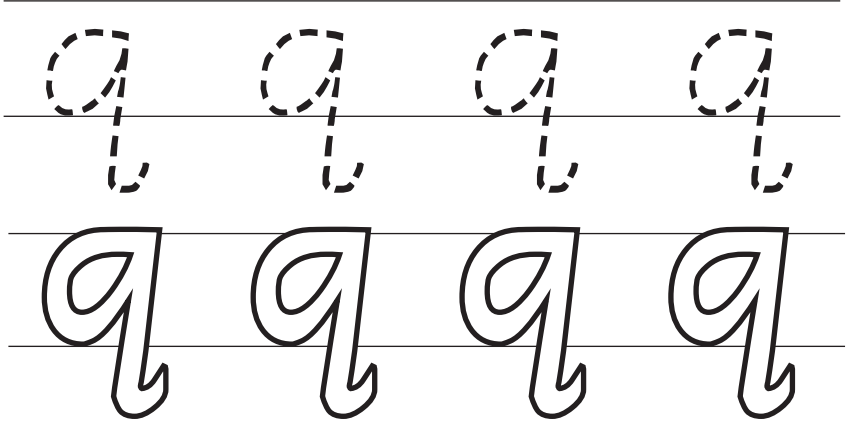


The pigs are pink and purple.


Trace the q sounds.




queen



Colour the pictures that start with q.



Colour the matching patterns in the quilt the same colours.
Read the sentence and trace the q sounds.




The queen has a colourful quilt.

Trace the r sounds.

r r r r r





r r r r r



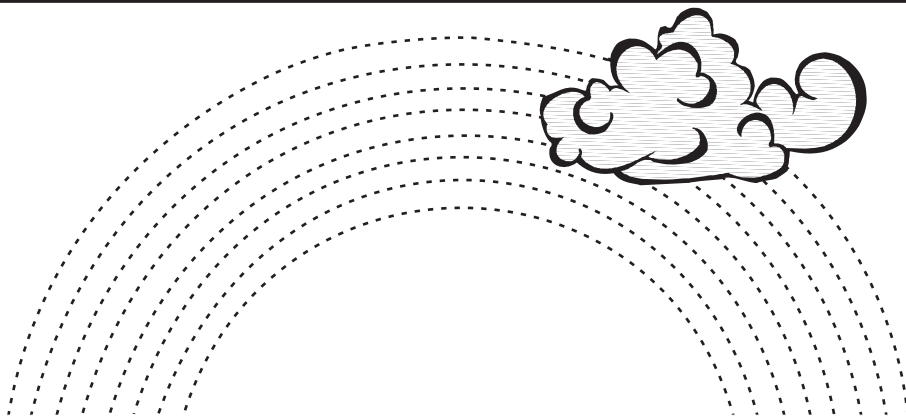
r

rooster

Colour the pictures that start with r.




Trace the rainbow and colour the picture.
Read the sentence and trace the r sounds.



The r rabbits are near the r rainbow.




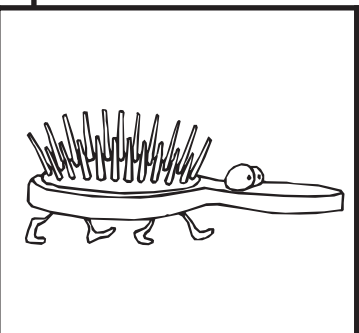


Trace the s sounds.




S S S S

S S S S

Colour the pictures that start with s.


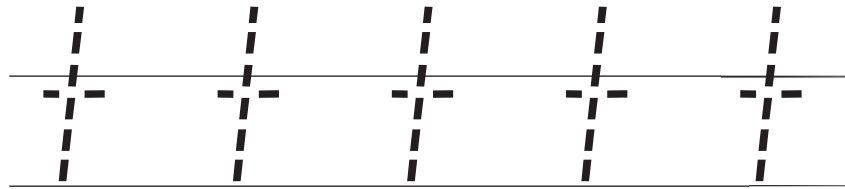


Trace the saucepan and colour the sausages.
Read the sentence and trace the s sounds.




Six sausages sizzling in the saucepan.



Trace the t sounds.



Colour the pictures that start with t.



Trace the tortoise shells and colour the picture.
Read the sentence and trace the t sounds.



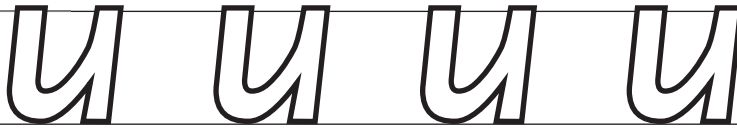
The t tortoises are t taking t turns.

Trace the u sounds.




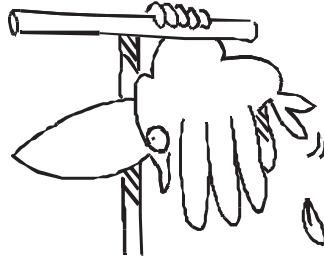

u



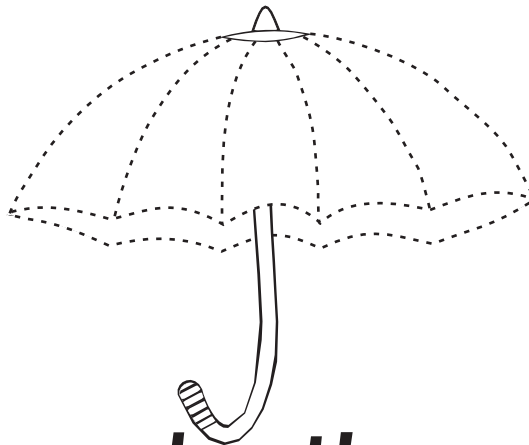
umbrella



Colour the pictures that start with u.




Trace the umbrella and draw something under the umbrella.
Read the sentence and trace the u sounds.



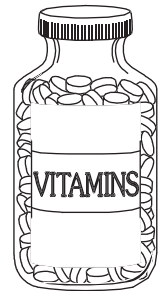


What is under the umbrella?

Trace the *v* sounds.

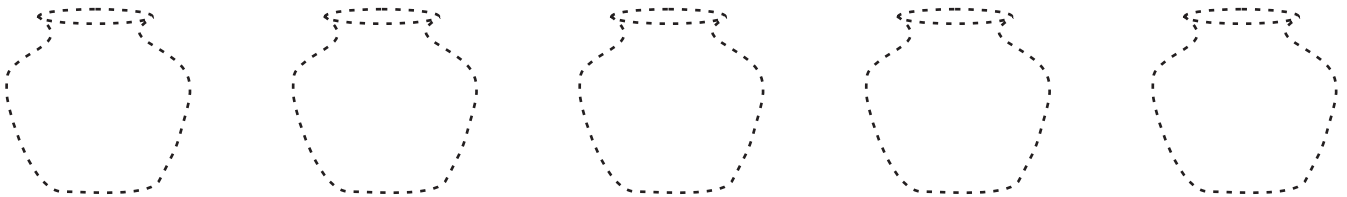


U
violin

Colour the pictures that start with *v*.




Trace the vases and draw two flowers in each one.
Read the sentence and trace the *v* sounds.



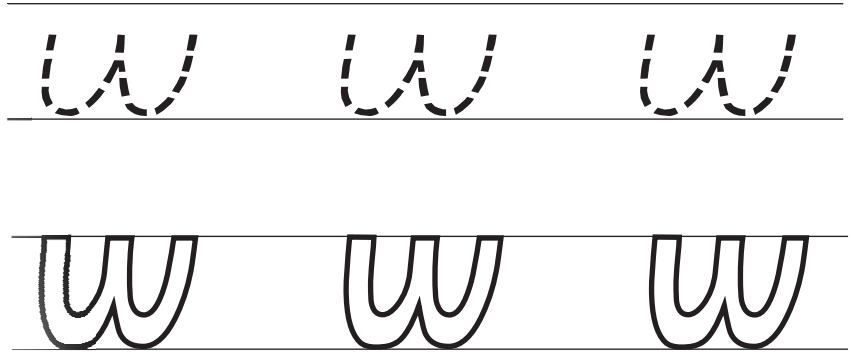
The *v*iolets are in a *v*ase.

Trace the w sounds.


w



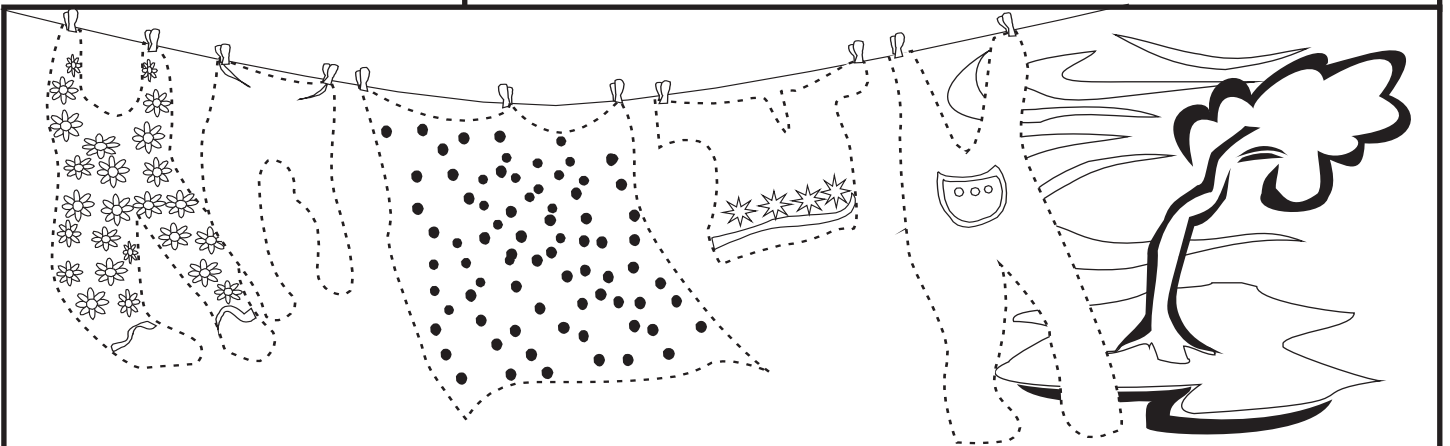
watch



Colour the pictures that start with w.


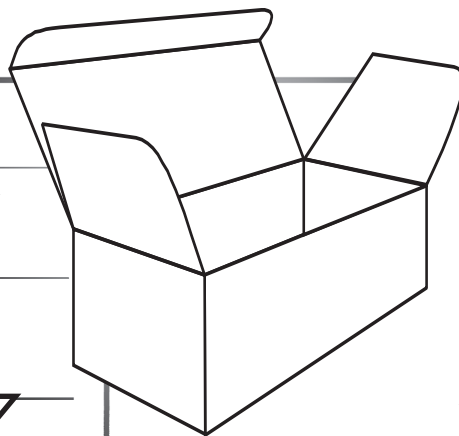


Trace the washing on the line and colour the picture.
Read the sentence and trace the w sounds.




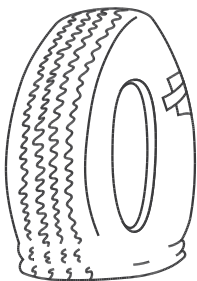
The washing is blowing in the wind.

Trace the x sounds.

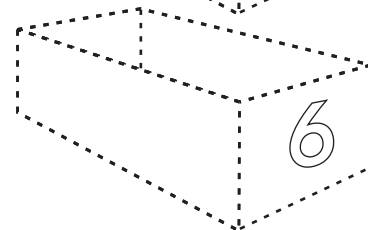
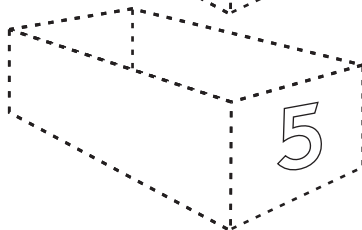
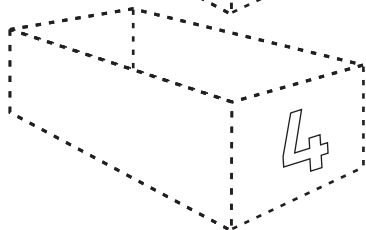
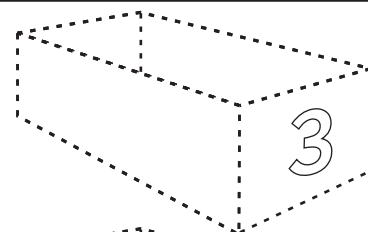
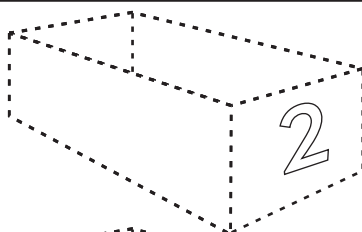
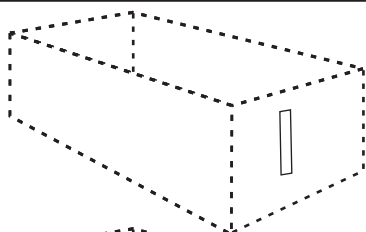


box

Colour the pictures that have x in them.



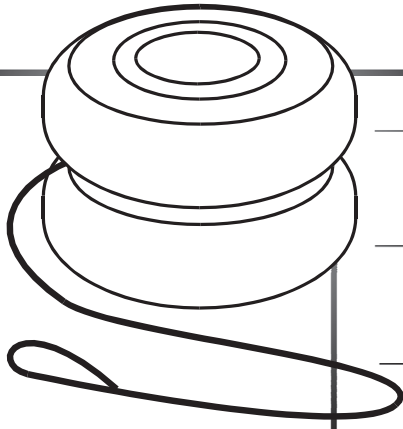
Trace the boxes and their numbers. Colour them in.
Read the sentence and trace the x sounds.



There are six boxes.

Trace the y sounds.

y







yo-yo


y y y y

y y y y

Colour the pictures that start with y.



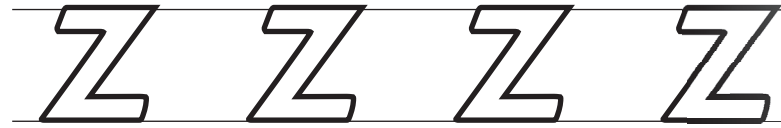
Trace the strings with different colours to match the yo-yos to the hands. Read the sentence and trace the y sounds.



There is a yellow yo-yo.

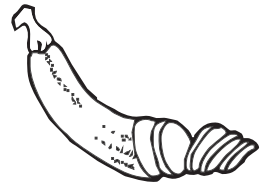



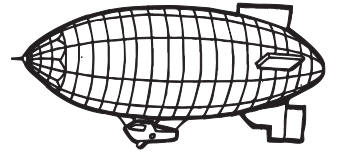

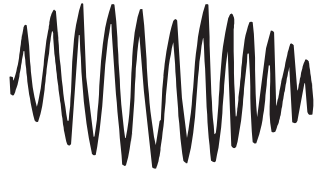

Trace the z sounds.

Z




zebra

Colour the pictures that start with z.



Trace the zig-zags and colour them green.
Read the sentence and trace the z sounds.



The zebra^s hide in the zig-zag^s.

Colour the pictures and the sound that they start with in each TV.

p

u

t



d

b


g



i

f


e



a

e


c



z

n


h



t

l

h



n

z


s



t

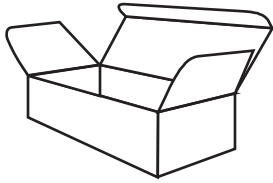


l

o






Colour the pictures that start with the sound in the box. Trace the sound.


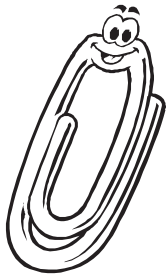
b



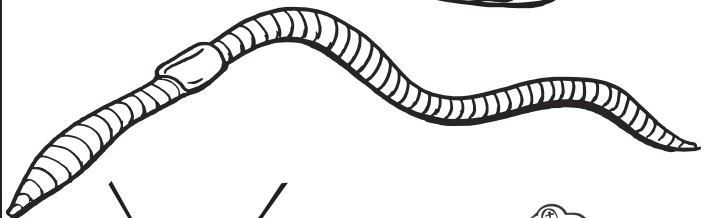


i






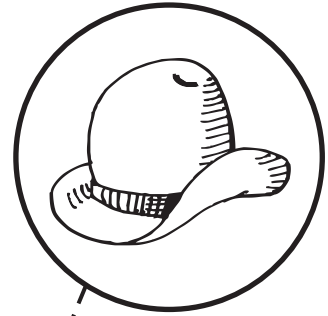

p




w



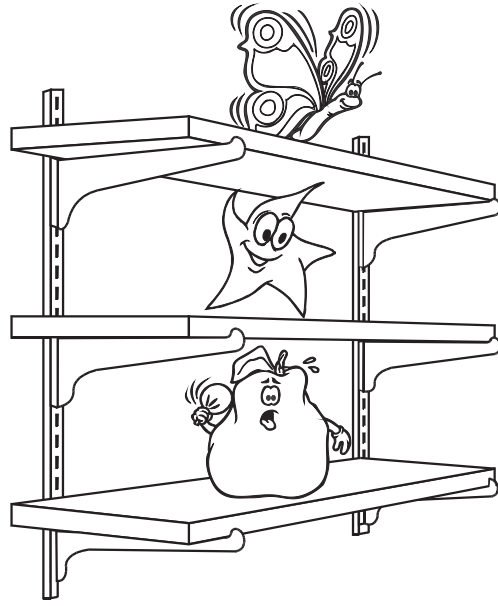
Join the pictures to their beginning sounds and colour them the same.




Join the things on the shelf to the correct beginning sound and colour them.




b
d
c



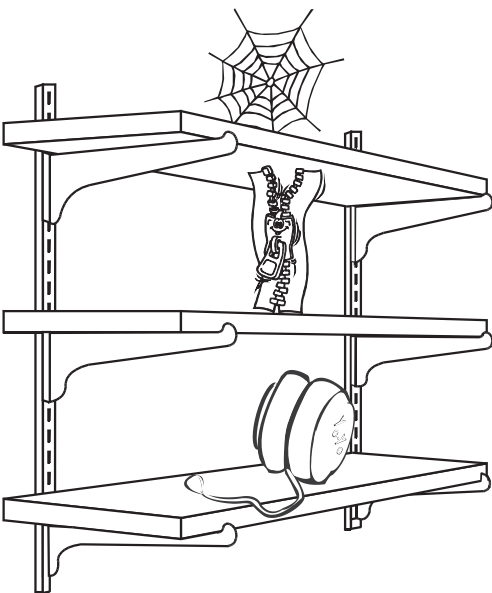
s
p
b




t
s
o



r
i
j



z
y
w



n
b
p


Colour the words that start with:

p = pink,


y = yellow,

r = red,


g = green.







Colour the picture that starts with the same sound as the one in the box.









Draw a line to join the pictures that start with the same sound.
Colour them the same colours.








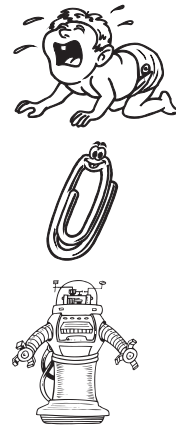
Look at the picture in the box.
Circle the sounds that the picture starts with.

	<p>f e f p f t a f j k f e</p>
	<p>r a g h a t a h a w</p>
	<p>c k o s c t y c j c c</p>
	<p>o c c e c a o y o s</p>


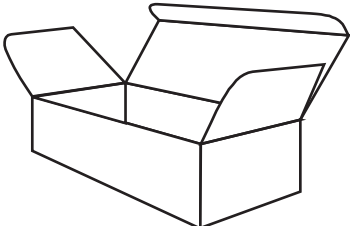




Write the beginning sound.

 <p>t s m</p> <p>..... un</p>	 <p>m v g</p> <p>..... an</p>	 <p>k d p</p> <p>..... og</p>
 <p>d b e</p> <p>..... at</p>	 <p>t f l</p> <p>..... an</p>	 <p>d b p</p> <p>..... ot</p>

Join the picture to the correct beginning sound.

 <p>s m r</p>	 <p>t z r</p>	 <p>s f p</p>
 <p>h p s</p>	 <p>u m q</p>	 <p>p r b</p>

Write the correct beginning sounds and colour the pictures.

 <p>.....ap</p>	 <p>.....ox</p>	 <p>.....ug</p>
 <p>.....op</p>	 <p>.....gg</p>	 <p>.....at</p>

KEEP A STEP AHEAD WITH **HOMESWORK HELP**

BEGINNING TO READ

PARENTS and **TEACHERS** are a vital resource in helping young children develop the essential skills they will need to succeed at school.


'BEGINNING TO READ' will help your child to recognise the letters of the alphabet and more importantly that they each have their own sound. Recognition of sounds is an essential step in learning to read.

THE AUTHORS each have over 20 years of classroom experience in Australian schools and have written over 100 successful student and teacher resource books.

OTHER TITLES in this series:

- ★ **BEGINNING TO WRITE**
- ★ **BEGINNING MATHEMATICS**
- ★ **LEARNING TIMES TABLES**

www.burrabooks.com.au



BURRABOOKS

www.burrabooks.com.au
mail@burrabooks.com.au

BUR-8081