

STARTING BLENDING



1

Initial Consonant Blends

STARTING BLENDING



1

Initial Consonant Blends

Starting Blending ~ Book One

written by Louise Porich

© Burrabooks Pty Ltd.

First Published 1999,

Reprinted 2001

Revised and Reprinted 2005, 2007

ABN 22 070 006 085

P. O. Box 611,

Moruya NSW 2537

Ph: 0244 742 355

Fax: 0244 742 399

All rights reserved.

COPYING FOR EDUCATIONAL PURPOSES

The purchaser of this book is granted permission by the publisher to make copies of the pages within the book, beyond their rights under the Australian Copyright Act 1968 (the Act), provided that the number of copies made does not exceed the number reasonably required for use in one classroom only; that copies are only made by photocopying and are not copied, stored or transmitted by any electronic or digital means; copies are not sold or lent. Copying of this book outside this licence may fall within the educational statutory licence under the Act.

COPYING FOR OTHER PURPOSES

Unless copying is specifically permitted by the educational statutory licence, the licence granted to the purchaser of this book or the fair dealing clause in the Act (for the purposes of study, research, criticism or review), no part of this book may be reproduced, stored in a retrieval system, transmitted in any form or by any means without prior written permission from the publisher.

As with all Burrabooks publications every attempt is made to acknowledge copyright. Any infringements are purely coincidental and the publisher offers apologies where applicable.

ISBN 13: 978-1-86402-144-8

ISBN 10: 1-86402-144-6

BUR-5014



BURRABOOKS

www.burrabooks.com.au

mail@burrabooks.com.au



BUR-5014

ISBN 13: 978-1-86402-144-8
ISBN 10: 1-86402-144-6



9 781864 021448

STARTING BLENDING 1

Introduction

Starting Blending ~ Book One has been designed to introduce initial consonant blends.

The worksheets provide a variety of activities to introduce and reinforce these blends. These activities include:

- Matching pictures to the correct initial blend.
- Recognising the blend by using visual clues and aural activities.
- Completing simple sentences using the correct initial blend word.
- Revision pages are also provided to reinforce the blends being introduced.

Before these worksheet pages are attempted the teacher should also provide the students with plenty of aural and oral activities.

Flashcards at the back of this book will assist the teacher in presenting games and activities which will consolidate the initial blends.

An evaluation sheet has also been provided for the teacher to monitor each child's progress.

Blends

The blends treated in this book are:

bl br cl cr dr
fl fr gl gr
pl pr sc
sk sl sm sn
sp st sw
tr tw

Can you read these words?

<p> <input type="checkbox"/> bled <input type="checkbox"/> black <input type="checkbox"/> bluff <input type="checkbox"/> blip <input type="checkbox"/> bless <input type="checkbox"/> blank <input type="checkbox"/> blob <input type="checkbox"/> bliss <input type="checkbox"/> blend <input type="checkbox"/> blot <input type="checkbox"/> block <input type="checkbox"/> blue </p>	<p> <input type="checkbox"/> brag <input type="checkbox"/> brig <input type="checkbox"/> brush <input type="checkbox"/> bran <input type="checkbox"/> brim <input type="checkbox"/> brick <input type="checkbox"/> brat <input type="checkbox"/> brand <input type="checkbox"/> branch <input type="checkbox"/> bred <input type="checkbox"/> brick <input type="checkbox"/> brown </p>	<p> <input type="checkbox"/> clam <input type="checkbox"/> clog <input type="checkbox"/> cliff <input type="checkbox"/> clan <input type="checkbox"/> clop <input type="checkbox"/> clock <input type="checkbox"/> clap <input type="checkbox"/> clot <input type="checkbox"/> clown <input type="checkbox"/> clip <input type="checkbox"/> club <input type="checkbox"/> class </p>
<p> <input type="checkbox"/> crab <input type="checkbox"/> cross <input type="checkbox"/> crawl <input type="checkbox"/> crib <input type="checkbox"/> crash <input type="checkbox"/> cream <input type="checkbox"/> crop <input type="checkbox"/> cramp <input type="checkbox"/> crunch <input type="checkbox"/> crack <input type="checkbox"/> craft <input type="checkbox"/> crust </p>	<p> <input type="checkbox"/> drab <input type="checkbox"/> drug <input type="checkbox"/> draw <input type="checkbox"/> drag <input type="checkbox"/> drum <input type="checkbox"/> drive <input type="checkbox"/> drip <input type="checkbox"/> dress <input type="checkbox"/> dream <input type="checkbox"/> drop <input type="checkbox"/> drill <input type="checkbox"/> drown </p>	<p> <input type="checkbox"/> flap <input type="checkbox"/> flip <input type="checkbox"/> flame <input type="checkbox"/> flag <input type="checkbox"/> flop <input type="checkbox"/> flea <input type="checkbox"/> flat <input type="checkbox"/> flock <input type="checkbox"/> fly <input type="checkbox"/> fled <input type="checkbox"/> flower <input type="checkbox"/> floss </p>
<p> <input type="checkbox"/> frog <input type="checkbox"/> fry <input type="checkbox"/> free <input type="checkbox"/> from <input type="checkbox"/> Friday <input type="checkbox"/> freeze <input type="checkbox"/> frill <input type="checkbox"/> frown <input type="checkbox"/> fresh <input type="checkbox"/> frock <input type="checkbox"/> frame <input type="checkbox"/> friend </p>	<p> <input type="checkbox"/> glad <input type="checkbox"/> glint <input type="checkbox"/> globe <input type="checkbox"/> glum <input type="checkbox"/> glee <input type="checkbox"/> glue <input type="checkbox"/> gloss <input type="checkbox"/> glove <input type="checkbox"/> glance <input type="checkbox"/> glass <input type="checkbox"/> glitter <input type="checkbox"/> glasses </p>	<p> <input type="checkbox"/> grab <input type="checkbox"/> grim <input type="checkbox"/> grill <input type="checkbox"/> Gran <input type="checkbox"/> grin <input type="checkbox"/> gruff <input type="checkbox"/> Greg <input type="checkbox"/> grip <input type="checkbox"/> grape <input type="checkbox"/> grid <input type="checkbox"/> grub <input type="checkbox"/> grass </p>
<p> <input type="checkbox"/> plan <input type="checkbox"/> plug <input type="checkbox"/> play <input type="checkbox"/> plod <input type="checkbox"/> plum <input type="checkbox"/> plant <input type="checkbox"/> plop <input type="checkbox"/> plus <input type="checkbox"/> plump <input type="checkbox"/> plot <input type="checkbox"/> pluck <input type="checkbox"/> platypus </p>	<p> <input type="checkbox"/> pram <input type="checkbox"/> prim <input type="checkbox"/> pretty <input type="checkbox"/> prod <input type="checkbox"/> prop <input type="checkbox"/> prince <input type="checkbox"/> press <input type="checkbox"/> print <input type="checkbox"/> prize <input type="checkbox"/> prick <input type="checkbox"/> prawn <input type="checkbox"/> price </p>	<p> <input type="checkbox"/> scab <input type="checkbox"/> scum <input type="checkbox"/> school <input type="checkbox"/> scam <input type="checkbox"/> scoff <input type="checkbox"/> scalp <input type="checkbox"/> scan <input type="checkbox"/> Scott <input type="checkbox"/> scar <input type="checkbox"/> scat <input type="checkbox"/> scuff <input type="checkbox"/> scarf </p>
<p> <input type="checkbox"/> skid <input type="checkbox"/> skit <input type="checkbox"/> ski <input type="checkbox"/> skim <input type="checkbox"/> skill <input type="checkbox"/> skirt <input type="checkbox"/> skin <input type="checkbox"/> skull <input type="checkbox"/> skeleton <input type="checkbox"/> skip <input type="checkbox"/> sky <input type="checkbox"/> skunk </p>	<p> <input type="checkbox"/> slab <input type="checkbox"/> sled <input type="checkbox"/> slit <input type="checkbox"/> slam <input type="checkbox"/> slid <input type="checkbox"/> slob <input type="checkbox"/> slap <input type="checkbox"/> slim <input type="checkbox"/> slog <input type="checkbox"/> slat <input type="checkbox"/> slip <input type="checkbox"/> slop </p>	<p> <input type="checkbox"/> smog <input type="checkbox"/> smock <input type="checkbox"/> smart <input type="checkbox"/> smug <input type="checkbox"/> small <input type="checkbox"/> smudge <input type="checkbox"/> smack <input type="checkbox"/> smile <input type="checkbox"/> smooth <input type="checkbox"/> smell <input type="checkbox"/> smash <input type="checkbox"/> smuggle </p>
<p> <input type="checkbox"/> snag <input type="checkbox"/> snub <input type="checkbox"/> snuck <input type="checkbox"/> snap <input type="checkbox"/> snug <input type="checkbox"/> snail <input type="checkbox"/> snip <input type="checkbox"/> snack <input type="checkbox"/> snake <input type="checkbox"/> snob <input type="checkbox"/> sniff <input type="checkbox"/> snow </p>	<p> <input type="checkbox"/> spam <input type="checkbox"/> spin <input type="checkbox"/> spell <input type="checkbox"/> span <input type="checkbox"/> spit <input type="checkbox"/> spill <input type="checkbox"/> spat <input type="checkbox"/> spot <input type="checkbox"/> spider <input type="checkbox"/> sped <input type="checkbox"/> spun <input type="checkbox"/> spoon </p>	<p> <input type="checkbox"/> stab <input type="checkbox"/> stub <input type="checkbox"/> stiff <input type="checkbox"/> stem <input type="checkbox"/> stun <input type="checkbox"/> still <input type="checkbox"/> step <input type="checkbox"/> stack <input type="checkbox"/> stock <input type="checkbox"/> stop <input type="checkbox"/> stick <input type="checkbox"/> stuck </p>
<p> <input type="checkbox"/> swag <input type="checkbox"/> swim <input type="checkbox"/> swing <input type="checkbox"/> swam <input type="checkbox"/> swum <input type="checkbox"/> swept <input type="checkbox"/> swig <input type="checkbox"/> Swiss <input type="checkbox"/> sway <input type="checkbox"/> swill <input type="checkbox"/> swell <input type="checkbox"/> sweep </p>	<p> <input type="checkbox"/> tram <input type="checkbox"/> trod <input type="checkbox"/> trick <input type="checkbox"/> trap <input type="checkbox"/> trot <input type="checkbox"/> truck <input type="checkbox"/> trim <input type="checkbox"/> trek <input type="checkbox"/> try <input type="checkbox"/> trip <input type="checkbox"/> track <input type="checkbox"/> tree </p>	<p> <input type="checkbox"/> twin <input type="checkbox"/> twist <input type="checkbox"/> tweed <input type="checkbox"/> twig <input type="checkbox"/> twill <input type="checkbox"/> twelve <input type="checkbox"/> twinkle <input type="checkbox"/> twitter <input type="checkbox"/> twenty <input type="checkbox"/> twit <input type="checkbox"/> tweezers <input type="checkbox"/> twice </p>

Name: _____

Draw a long,
blue blind. **ON THE
BACK**


Cut out and paste the pictures that start with 'bl'.

bl




bl

bl



blocks




snail



blink



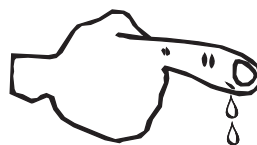
blue



blots



cloud



bled



blind

Name: _____

Write 5 'bl' words and draw the pictures. **ON THE BACK**

Circle the 'bl' sounds in the sentences. Write five of the 'bl' words.

1. Blake has a black and blue block.
2. The koala blinks at me.
3. I saw a black bird in the blue sky.
4. The ink blots are black.
5. Bill blew blue bubbles.

bl
bl
bl
bl
bl

Join the 'bl' sound to the correct endings. Write the words.

Word building activity with circles containing: ock, ob, ig, ot, bl, ed, ack, ink, er. A dashed line connects 'bl' and 'ed'.



bled

Find the 'bl' words in the puzzle.

h	u	c	t	k	d	d	f	w	h	d
n	l	k	c	a	l	b	n	j	o	o
b	r	o	b	o	l	b	l	i	n	k
b	l	i	s	t	e	r	l	u	l	w
b	t	e	c	x	z	g	k	o	e	b
u	b	a	d	k	f	u	b	u	w	m



blind man

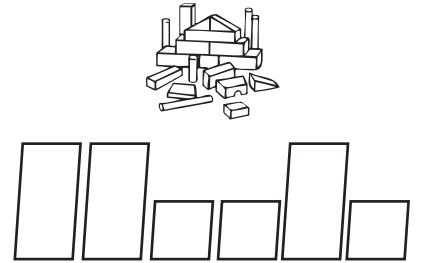
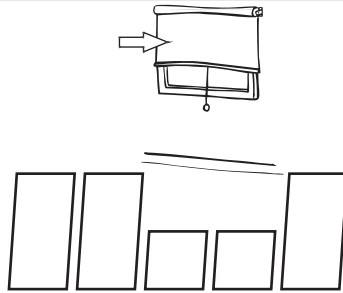
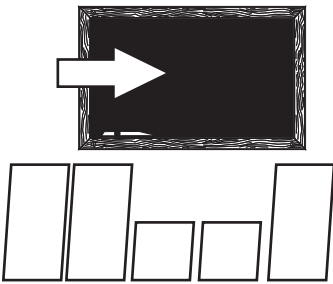


blink
blue
blind
black
block
blister
bled
blob
blow

Name: _____


Choose four 'bl' words.
Write each in a sentence. **ON THE BACK**

Write the 'bl' words in their spaces. Write the words again underneath.

blink blocks blind blot black blue



Cut out the correct word and paste it into the correct sentence.

1	My	cat	is			
2	I	can		my	eyes.	
3	You	can	play	with	the	
4	The	boy	is			
5	I	saw	a		of	paste.

blink blind blocks black blob

Name: _____

Draw a big, brown brush. **ON THE BACK**

Cut out and paste the pictures that start with 'br'.

br




br

br




brush



brick




grub



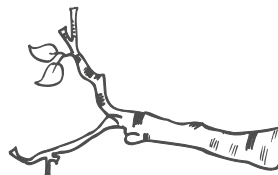
bread



frog



bridge



branch



broom

Name: _____

Write 5 'br' words and draw the pictures. **ON THE BACK**

Circle the 'br' sounds in the sentences. Write five of the 'br' words.

1. The brown bird sat on the branch.
2. I saw a witch on a broom.
3. Brad had bran for breakfast.
4. Mum has a bright blue brush.
5. Our car has good brakes.



br
br
Br
br
br

Join the 'br' sound to the correct endings. Write the words again.

ave ag ap
own br ick
ush oom or




bricklayer

brick

Find the 'br' words in the puzzle.

l	q	p	a	v	l	f	a	o	n	h
n	a	b	r	e	a	k	f	a	s	t
e	b	r	e	a	d	z	m	u	f	h
b	r	i	d	g	e	b	r	o	w	n
u	v	c	b	q	o	b	r	a	n	k
s	e	k	a	r	b	r	o	o	m	c



bread


breakfast
brick
bread
brakes
broom
brush
brown
bridge
bran

Name: _____


Choose four 'br' words. Write each in a sentence. **ON THE BACK**

Write the 'br' words in their spaces. Write the words again underneath.

brush branch broom bread bridge bricks



.....




.....



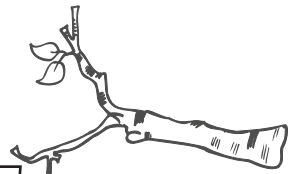
.....



.....



.....



.....

Cut out the word and paste it into the correct sentence.

1	Can	you	_____	me	a	book?
2	The	_____	fell	off	the	tree.
3	We	have	a	_____	house.	
4	I	like	my	_____	dress.	
5	Sweep	the	steps	with	a	_____

branch brown bring broom brick

Name: _____

Draw a clown on a blue brick. **ON THE BACK**

REVISION

br bl

Join the blend to the correct ending. Write the word again.

bl

ick



.....

br

ink

.....

bl

ind

.....


br

ag






brain

.....

Choose a beginning, middle and final sound to make some words.

Beginning Sounds	Middle Sounds	Final Sounds	
bl br	o	g b
br bl	a o	t
br bl	e a	d
br bl	a	t n	 bread roll

Cut out, match and paste the blend to its correct ending.

	bl	ead	ock	ind		bl	
	bl	ick		br		br	ed

Name: _____

Draw a clown with a clock. **ON THE BACK**

Cut out and paste the pictures that start with 'cl'.

cl



cl

cl



cliff




clam



clock



clown



flag



clap



drum



clip

Name: _____

Write 5 'cl' words and draw the pictures. **ON THE BACK**

Circle the 'cl' sounds in the sentences. Write five of the 'cl' words.

1. Can Clive clap his hands?
2. There is a black cloud.
3. The clever clown has clogs.
4. Climb up the cliff.
5. The hen went cluck, cluck.



cl
cl
cl
cl
cl

Join the 'cl' sound to the correct endings. Write the words again.

Word building activity with circles containing letters: am, ap, og, ep, cl, ip, ock, own, er. A dashed line connects 'cl' and 'ip'.



clip

Find the 'cl' words in the puzzle.

v	v	c	p	g	y	y	c	l	r	h
n	c	l	o	p	a	p	p	t	e	b
a	k	o	b	i	v	c	l	i	f	f
m	n	t	u	l	n	l	p	w	p	w
g	p	a	l	c	l	o	w	n	j	b
c	l	o	c	k	x	g	w	h	g	u



clock



clown
clap
clip
clog
clap
clot
club
clock
cliff

Name: _____

Choose four 'cl' words.
Write each in a sentence. **ON THE BACK**

Write the 'cl' words in their spaces. Write the words again underneath.

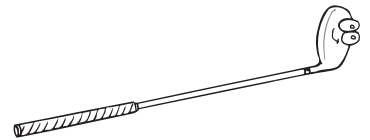
clown clap clip clock clam club



.....

.....

.....



.....

.....

.....

Cut out the word and paste it into the correct sentence.

1	Put	the		in	your	hair.
2	I	saw		at	the	beach.
3	The	lady	had	some		
4	The		said	three	o'clock.	
5	The	dog	fell	off	the	

clams clock clip clogs cliff

Name: _____

Draw a crab and a crow. **ON THE BACK**

Cut out and paste the pictures that start with 'cr'.

Cr




Cr

Cr




crab




cricket




cross



crash



cow



crocodile



crow




pram

Name: _____

Write 5 'cr' words
and draw the pictures. **ON THE BACK**

Circle the 'cr' sounds in the sentences. Write five of the 'cr' words.

1. The car had a crash.
2. The crab looks cross.
3. Craig can play cricket.
4. The baby is in the crib.
5. Can you draw a cross?



cr
cr
Cr
cr
cr

Join the 'cr' sound to the correct endings. Write the words again.

ack ib oss

op cr ab


en am ol



crab

Find the 'cr' words in the puzzle.

h	c	z	l	p	w	g	i	h	z	q
s	k	c	j	w	t	c	q	j	b	x
a	c	r	i	s	p	o	r	c	m	d
r	a	m	a	e	r	c	r	a	z	y
c	r	i	b	c	a	a	k	p	f	d
r	c	k	d	i	b	e	x	s	r	t



crib

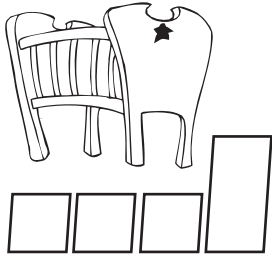
- crisp
- crack
- crib
- crop
- crab
- crash
- craft
- crazy
- cream

Name: _____

Choose four 'cr' words.
Write each in a sentence. **ON THE BACK**

Write the 'cr' words in their spaces. Write the words again underneath.

crash crab crib cross crow cry



□ □ □ □



□ □ □ □ □




□ □ □ □



□ □ □ □




□ □ □



□ □ □ □ □

Cut out the word and paste it into the correct sentence.

1	The	baby	was	in	a	
2	Dad	had	a		of	beans.
3	The		was	under	a	rock.
4	We	saw	a	black		
5	The	cars	had	a		

crop crow crib crab crash

Name: _____


Draw a clown
in a car crash.

ON THE
BACK

REVISION


cl cr

Join the blend to the correct ending. Write the word again.





cl	ab	
cr	ip	
cl	am	
cr	op	

crash

Choose a beginning, middle and final sound to make some words.

Beginning Sounds	Middle Sounds	Final Sounds	
cl cr	o	g b
cl cl	i o	p m
cr cr	o a	p p
	a		 cloud

Cut out, match and paste the blend to its correct ending.

	cl	oss	own	ock		cl
	cl	ab	X	cr		cr ip

Name: _____

Draw a dragon. **ON THE BACK**


Cut out and paste the pictures that start with 'dr'.

dr



dr

dr



drip



drink




drum



crab



drown



dress



bread



dragon

Name: _____

Write 5 'dr' words and draw the pictures. **ON THE BACK**

Circle the 'dr' sounds in the sentences. Write five of the 'dr' words.

1. Drew can play the drum.
2. Mum likes her blue dress.
3. Don't drop your drink.
4. Draw a picture of a dragon.
5. Let the drip on the dress dry.



dr
dr
Dr
dr
dr

Join the 'dr' sound to the correct endings. Write the words again.

Word building activity with circles containing: ip, um, iss, ug, dr, ess, ag, er, op. A dashed line connects 'dr' and 'ess'.




dress

dress

Find the 'dr' words in the puzzle.

x	t	d	t	d	w	x	m	d	u	l
m	p	o	r	d	r	a	g	o	n	u
u	o	a	r	y	e	r	r	p	l	x
p	g	e	d	r	i	n	k	d	k	z
u	s	o	d	r	u	m	b	n	t	d
s	b	q	q	f	u	s	s	j	q	p



dragon


dragon
drop
dream
drink
dry
dress
drum
draw
drag

Name: _____


Choose four 'dr' words.
Write each in a sentence. **ON THE BACK**

Write the 'dr' words in their spaces. Write the words again underneath.


dress drown drum drink draw dragon



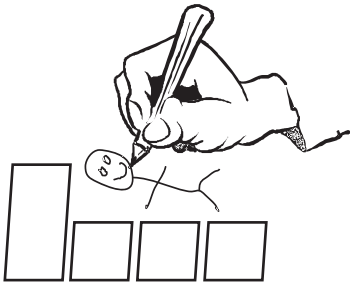
.....




.....




.....



.....



.....



.....

Cut out the word and paste it into the correct sentence.

1	Play	the		very	softly.
2	Can	you		a	crab?
3	I	saw	the	tap	
4	The	clothes	are		
5	Don't		the	good	cup.



draw dry drum drip drop

Name: _____

Draw a fly and a flock of sheep. **ON THE BACK**

Cut out and paste the pictures that start with 'fl'.

fl




fl

fl




flag



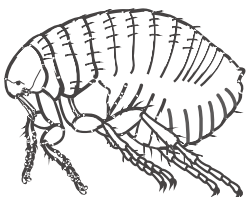
fly



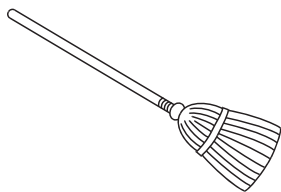
flames




flower



flea



broom



flute




frog

Name: _____

Write 5 'fl' words
and draw the pictures. **ON THE
BACK**

Circle the 'fl' sounds in the sentences. Write five of the 'fl' words.

1. A flock of sheep eating grass.
2. Six birds flying over a flag.
3. I sat on a flat rock.
4. The fly flaps its wings.
5. The flag flaps in the wind.



fl
fl
fl
fl
fl

Join the 'fl' sound to the correct endings. Write the words again.

Word building activity with circles containing letters and endings:

- ap
- y
- at
- is
- fl
- ock
- on
- ip
- og

A dashed line connects 'fl' and 'ock'.




floating

flock

Find the 'fl' words in the puzzle.

f	y	s	g	m	x	u	u	z	x	e
f	l	a	t	u	h	s	f	t	n	u
f	l	o	c	k	f	p	f	p	f	r
f	l	y	w	u	o	l	w	m	m	s
f	l	a	m	e	o	e	o	o	u	e
f	l	i	p	p	r	t	i	m	j	w



flower


flock
fly
flat
flap
flip
flag
flower
flop
flame

Name: _____

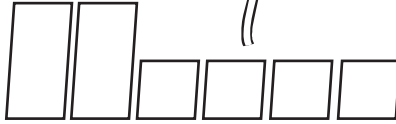

Choose four 'fl' words.
Write each in a sentence. **ON THE BACK**

Write the 'fl' words in their spaces. Write the words again underneath.

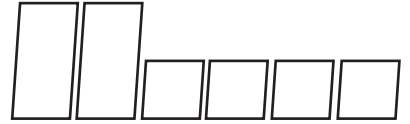
flea flag flower fly flames flute



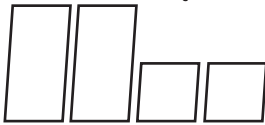
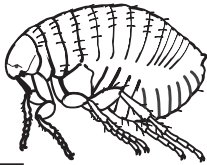
.....



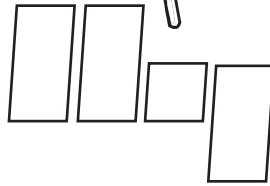
.....



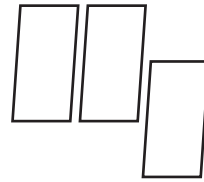
.....



.....



.....



.....


Cut out the word and paste it into the correct sentence.

1

the

egg

over.



2

How

is

that

rock?

3

The

boat

on

the

water.

4

My

dog

has

a



5

The

is

red

and

blue.

flat

flea

flag

Flip

floats

Name: _____


Draw a fly
on a dress.

ON THE
BACK


REVISION

dr fl






Join the blend to the correct ending. Write the word again.

dr	ap	
fl	ink	
dr	ag	
fl	op		flamingo

Choose a beginning, middle and final sound to make some words.

Beginning Sounds	Middle Sounds	Final Sounds	
dr fl	u	b
fl dr	a i	p p
dr fl	a a	p t g
	i a		dragon 

Cut out, match and paste the blend to its correct ending.

	dr	ess	um	aw		fl	
	dr	ute		fl		dr	ame

Name: _____

Draw Fred and a frog in a pond. **ON THE BACK**

Cut out and paste the pictures that start with 'fr'.

fr



fr

fr




fruit



frill




fridge




fly



frown



bridge



frame



frog

Name: _____

Write 5 'fr' words and draw the pictures. **ON THE BACK**

Circle the 'fr' sounds in the sentences. Write five of the 'fr' words.

1. Fran has a frilly frock.
2. On Friday Fred will fry a fish.
3. I love to eat fresh fruit.
4. The girl with freckles frowns at me.
5. Draw a frame on the frog picture.



fr

Fr

fr

Fr

fr

Join the 'fr' sound to the correct endings. Write the words again.

Word building activity with circles containing letters and endings:

- ost
- y
- ill
- it
- fr
- og
- ock
- eg
- om

The 'fr' circle is connected to the 'og' circle by a dashed line.



frying pan

f r o g

Find the 'fr' words in the puzzle.

f	r	i	e	n	d	g	u	m	f	i
r	m	s	s	n	w	o	r	f	r	x
e	f	y	a	d	i	r	f	r	e	e
e	g	l	l	i	r	f	r	o	s	t
z	j	k	o	a	y	m	g	m	h	f
e	v	b	u	f	i	a	n	k	w	n



freezing







frost
frill
frog
fresh
Friday
frown
free
freeze
friend

Name: _____

Choose four 'fr' words.
Write each in a sentence. **ON THE BACK**

Write the 'fr' words in their spaces. Write the words again underneath.

frog frame fruit frown frill friend



Cut out the word and paste it into the correct sentence.










1	The		was	in	the	pond.
2	Today	is				
3	A		can	come	in	winter.
4	Mum	likes	to	eat		fruit.
5	How	many		have	you	got?










Friday frost freckles frog fresh

Name: _____

Draw a big
glob of glue. **ON THE
BACK**

Cut out and paste the pictures that start with 'gl'.

  glum	 gloves	 glass	 globe
 glasses	 clap	 glue	 grub

Name: _____

Write 5 'gl' words
and draw the pictures. **ON THE
BACK**

Circle the 'gl' sounds in the sentences. Write five of the 'gl' words.

1. Mum likes her red gloves.
2. The light globe glows in the dark.
3. Put on your glasses.
4. I am glad you are not glum.
5. We can see the gleam of the glass.



g
g
g
g
g

Join the 'gl' sound to the correct endings. Write the words again.

et ad ap
ow gl um
int oss ass



glue

glum

Find the 'gl' words in the puzzle.

h	s	j	r	w	a	v	c	s	f	k
s	r	s	c	g	l	u	e	d	d	g
p	d	q	a	a	x	d	a	v	e	l
y	p	h	g	l	i	l	k	h	j	o
u	u	m	u	l	g	l	o	v	e	s
w	o	l	g	l	i	t	t	e	r	s



glass







- gloves
- glum
- glides
- glad
- glitter
- gloss
- glass
- glow
- glue

Name: _____


Choose four 'gl' words.
Write each in a sentence. **ON THE BACK**

Write the 'gl' words in their spaces. Write the words again underneath.

gloves glass glue globe glasses glum

 <p>_____</p>	 <p>_____</p>	 <p>_____</p>
 <p>_____</p>	 <p>_____</p>	 <p>_____</p>

Cut out the word and paste it into the correct sentence.

1	Go	and	get	your	blue		
2	Put	the		away	please.		
3	He	was	looking	very			
4	The	duck		on	the		water.
5	I	am		you	can		come.
	glue	glum	gloves	glides	glad		

Name: _____

Draw a frog wearing glasses. **ON THE BACK**

REVISION

fr gl


Join the blend to the correct ending. Write the word again.

fr om
gl og
fr ad
gl um








.....
.....
.....
.....

Choose a beginning, middle and final sound to make some words.

Beginning Sounds	Middle Sounds	Final Sounds	
fr gl	u	b
gl fr	o e	m m
fr gl	o o	d t g	 globe
fr gl	a		

Cut out, match and paste the blend to its correct ending.

	fr	oves	og	own	 gl
	fr	ass	 fr	 gl	ame

Name: _____

Draw Grandma and her gloves. **ON THE BACK**

Cut out and paste the pictures that start with 'gr'.

gr



gr

gr



grub



Grandma



grass




grapes



drum



grin



grader



crab

Name: _____

Write 5 'gr' words and draw the pictures. **ON THE BACK**


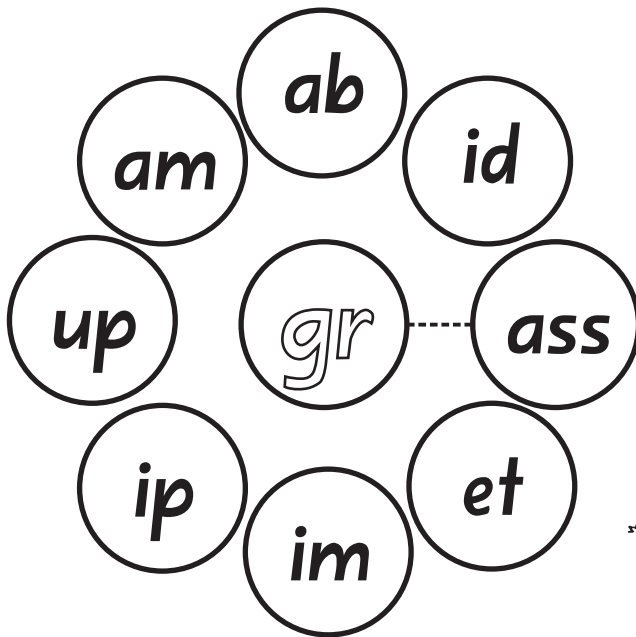
Circle the 'gr' sounds in the sentences. Write five of the 'gr' words.

1. Greg can grab the grub.
2. Get the grapes.
3. You can grow green grass.
4. I saw Grandpa and Grandma.
5. The greedy dog will growl.



gr
Gr
gr
Gr
gr

Join the 'gr' sound to the correct endings. Write the words again.



graves

grass

Find the 'gr' words in the puzzle.

g	a	f	b	u	s	b	t	i	r	g
r	e	p	n	a	g	u	b	l	t	r
e	f	q	c	r	r	r	u	b	w	i
e	a	l	e	t	a	g	r	o	w	l
d	x	e	b	w	s	z	r	u	u	l
y	n	i	p	d	s	g	r	u	o	o



green

growl
grill
grit
grub
grab
grass
greedy
green
grow

Name: _____

Choose four 'gr' words.
Write each in a sentence. **ON THE BACK**


Write the 'gr' words in their spaces. Write the words again underneath.

grub grass grader grapes grin Grandma













Cut out the word and paste it into the correct sentence.

1

My

dad's

name

is

2

The

frog

is

3

Go

and

the

book.

4

She

lots

of

flowers.

5

Our

car

is


green

grab

Greg

grows

grey



Name: _____

Draw a platypus **ON THE BACK**
on a plane.

Cut out and paste the pictures that start with 'pl'.



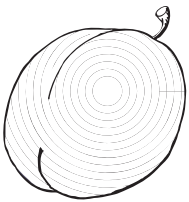
pl




pl



pl



plum



plane




plant



plug



pram



planet



platypus



blocks

Name: _____

Write 5 'pl' words
and draw the pictures. **ON THE
BACK**


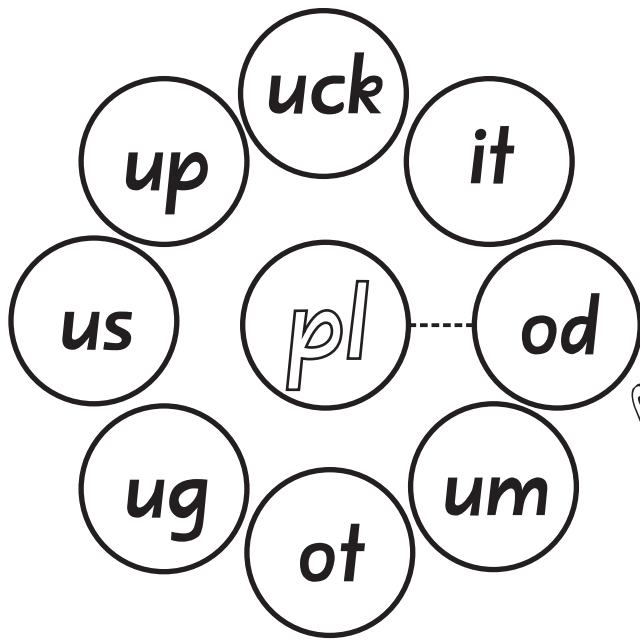
Circle the 'pl' sounds in the sentences. Write five of the 'pl' words.

1. I have a plan to plant the flowers.
2. I saw a platypus plop into the water.
3. I will place the plug in the bath.
4. Go and get a plate of plums.
5. There are plenty of planets in the sky.



p
p
p
p
p

Join the 'pl' sound to the correct endings. Write the words again.



p l o d

Find the 'pl' words in the puzzle.

m	z	g	b	c	d	p	a	a	e	c
t	l	g	u	h	p	x	l	n	j	v
u	d	s	u	l	p	l	a	a	u	i
a	e	t	a	l	p	l	a	i	n	g
h	s	y	p	l	p	y	c	c	n	t
z	u	a	i	p	l	e	a	s	e	b



plate

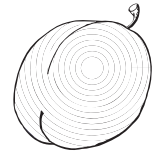




plain
place
plane
plant
play
plus
please
plate
plug

Name: _____

Choose four 'pl' words. Write each in a sentence. **ON THE BACK**

Write the 'pl' words in their spaces. Write the words again underneath.

plane plum plug platypus planet plant



Cut out the word and paste it into the correct sentence.

1	Can	I		at	the	park?
2	This		is	for	the	sink.
3	Will	you	sit	down		? 2
4	Two		two	makes	four.	+2
5	I	have	a	good		_____

plug please plan play plus

Name: _____

Draw some grapes **ON THE BACK** on a plate.


REVISION

gr pl

Join the blend to the correct ending. Write the word again.

gr
pl
gr
pl

an
am
ug
ub



.....
.....
.....
.....

Choose a beginning, middle and final sound to make some words.

Beginning Sounds	Middle Sounds	Final Sounds	
gr pl	u	m
pl gr	o i	d t
gr pl	i o	d b n
	a	

Grandma



Cut out, match and paste the blend to its correct ending.

 pl	ub	ug	um	 gr
 gr	ant	 pl	 pl	apes

Name: _____


Draw a prince eating a prawn. **ON THE BACK**


Cut out and paste the pictures that start with 'pr'.


pr


pr


pr



pram



brick



prawn


printer


pray


prince


plant


present

Name: _____

Write 5 'pr' words and draw the pictures. **ON THE BACK**

Circle the 'pr' sounds in the sentences. Write five of the 'pr' words.


1. The pretty baby is in the pram.
2. I will pretend to press the button.
3. Mum was proud to get a prize.
4. What price are the prunes?
5. I saw the prince and the priest.



pr
pr
pr
pr
pr

Join the 'pr' sound to the correct endings. Write the words again.

et awn ess
int pr ay
od am ol



pr ay

Find the 'pr' words in the puzzle.

o	s	i	e	c	p	d	f	p	k	f
j	m	s	x	d	p	r	o	n	b	f
b	a	q	e	o	p	r	a	m	f	i
s	n	w	a	r	p	r	i	y	u	k
c	x	i	i	p	p	g	y	n	y	b
b	z	m	n	i	i	g	t	x	t	i



- pram
- prank
- print
- press
- prawns
- prod
- prim
- prop
- pray


Name: _____


Choose four 'pr' words.
Write each in a sentence. **ON THE BACK**

Write the 'pr' words in their spaces. Write the words again underneath.

prawn pray prince pram printer present














Cut out the word and paste it into the correct sentence.

1	Go	and	get	the	baby's	_____
2	Can	you	_____	the	button?	 printing press
3	That	was	a	silly	_____	
4	I	like	to	eat	_____	
5	Will	you	_____	your	name?	

prank press pram prawns print

Name: _____

Draw a scout with a scarf. **ON THE BACK**

Cut out and paste the pictures that start with 'sc'.

SC




SC


SC



scales



spider



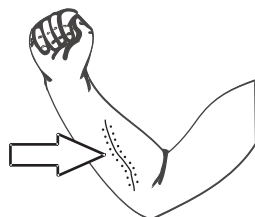
school



scarf



scared



scar



slug



scooter

Name: _____

Write 5 'sc' words and draw the pictures. **ON THE BACK**

Circle the 'sc' sounds in the sentences. Write five of the 'sc' words.

- The scout rides his scooter.
- I scream when I am scared.
- His scab on his leg is now a scar.
- Scott hurt his scalp at school.
- What score did you get at school?



sc
sc
Sc
sc
sc

Join the 'sc' sound to the correct endings. Write the words again.

Word building activity with circles containing: um, ip, an, et, sc, ab, ale, alp, one. A dashed line connects 'sc' to 'ab'.




scarecrow

scab

Find the 'sc' words in the puzzle.

s	c	a	r	e	t	o	o	c	s	c
s	c	u	m	u	p	p	o	o	c	s
m	c	x	q	a	t	l	s	q	a	b
s	c	a	t	t	e	r	a	x	l	w
o	g	l	n	e	a	t	k	c	e	u
r	j	e	b	r	f	r	a	c	s	k



scales


scar
scooter
scales
scarf
scalp
scatter
scan
scum
scoop

Name: _____

Choose four 'sc' words.
Write each in a sentence. **ON THE BACK**

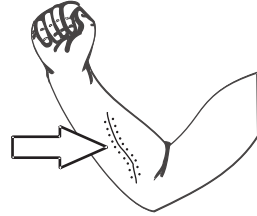
Write the 'sc' words in their spaces. Write the words again underneath.

school scar scales scooter scared scarf



□ □ □ □ □ □ □ □

.....



□ □ □ □ □ □

.....




□ □ □ □ □ □ □ □

.....




□ □ □ □ □ □ □ □

.....



□ □ □ □ □ □ □ □

.....



□ □ □ □ □ □ □ □

.....

Cut out the word and paste it into the correct sentence.

1

I

am

□ □ □ □ □ □ □ □

of

dogs.



2

Dad's

shoes

have

a

□ □ □ □ □ □ □ □

3

We

like

jam

on

our

□ □ □ □ □ □ □ □

4


□ □ □ □ □ □ □ □

can

run

home

now.



5

He

is

in

the

□ □ □ □ □ □ □ □

scuff

scones

Scott

scared

scouts


Name: _____

Draw a scout
in a pram.


ON THE
BACK

REVISION pr sc






Join the blend to the correct ending. Write the word again.

pr	am	
sc	ay	
pr	ab	
sc	an		pram

Choose a beginning, middle and final sound to make some words.

Beginning Sounds	Middle Sounds	Final Sounds	
sc pr	a	m
pr sc	o a	p m
sc pr	a u	b y
sc pr	a	m	 pray

Cut out, match and paste the blend to its correct ending.


	pr	ooter	am	esent		sc	
	sc	awn		pr		pr	ales

Name: _____

Draw a skeleton **ON THE BACK** skipping.

Cut out and paste the pictures that start with 'sk'.

sk




sk

sk



skull




skip




skeleton



skate




skirt



slug



ski



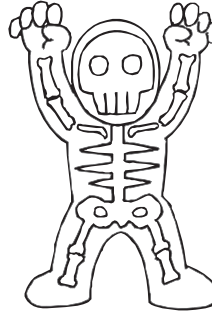
screw

Name: _____

Write 5 'sk' words and draw the pictures. **ON THE BACK**


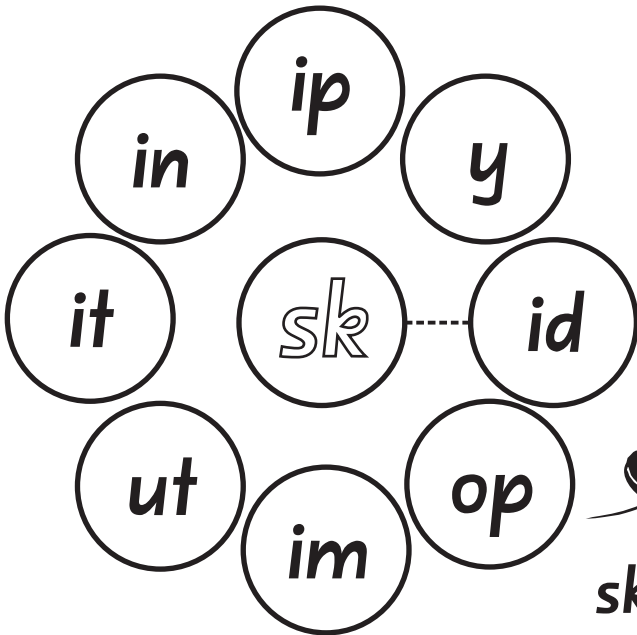
Circle the 'sk' sounds in the sentences. Write five of the 'sk' words.

1. I like to skip and skate.
2. Can you sketch a skeleton?
3. The skunk has smelly skin.
4. You need lots of skill to ski.
5. He did a skid and hurt his skull.



s k
s k
s k
s k
s k

Join the 'sk' sound to the correct endings. Write the words again.



skateboard

skid

Find the 'sk' words in the puzzle.

z	a	g	k	n	u	k	s	k	i	t
l	i	t	x	e	s	k	u	l	l	q
y	q	o	u	p	i	k	d	j	m	z
a	s	z	b	r	i	j	i	g	y	p
n	u	n	t	r	f	k	k	m	a	d
e	a	z	e	f	y	k	s	k	i	n



skunk


skin
sky
skid
skim
skip
skull
skirt
skunk
skit

Name: _____

Choose four 'sk' words.
Write each in a sentence. **ON THE BACK**

Write the 'sk' words in their spaces. Write the words again underneath.


skull skirt skeleton skip skater ski



.....




.....




.....



.....



.....



.....

Cut out the word and paste it into the correct sentence.

1

The

is

very

cloudy.



2

How

long

can

you

?

3

Your

is

very

hard.



4

Can

you

smell

the

?

5

My

is

very

soft.



skip

skunk

sky

skull

skin

Name: _____


Draw a slug on a slippery dip. **ON THE BACK**

Cut out and paste the pictures that start with 'sl'.

sl

sl

sl



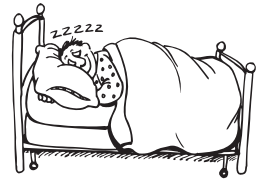
slug



slippers



slip




sleeping



slippery dip



sling



skip




shovel

Name: _____

Write 5 'sl' words and draw the pictures. **ON THE BACK**

Circle the 'sl' sounds in the sentences. Write five of the 'sl' words.

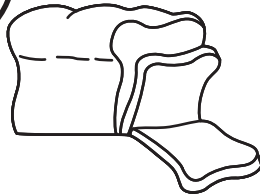
1. He is sliding on the slippery dip.
2. Slip, slop, slap the sunscreen.
3. The slug is very slimy.
4. Slip on your slippers.
5. Slide down the slope on your sled.



s
s
s
s
s

Join the 'sl' sound to the correct endings. Write the words again.

Word building activity with circles containing: ap, am, up, ed, sl, ab, im, id, is. A dashed line connects 'sl' and 'ab'.

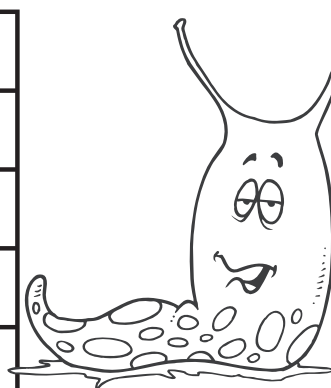


sliced bread

slab

Find the 'sl' words in the puzzle.

p	n	l	w	x	c	z	s	n	f	e
u	o	m	a	l	s	l	e	d	k	s
g	l	l	b	s	l	d	b	l	l	l
r	u	f	s	l	i	p	p	e	r	s
b	q	l	d	l	m	u	e	o	q	u
a	h	g	s	l	i	p	u	x	m	q



slug

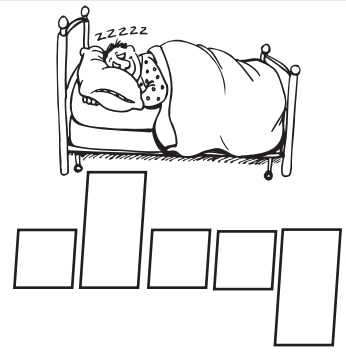
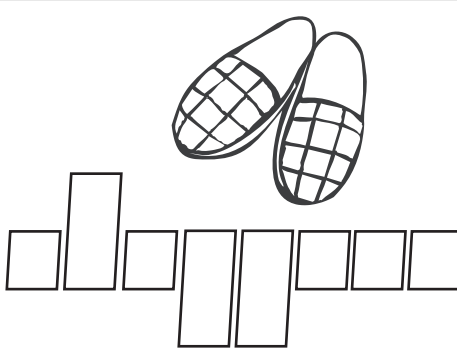

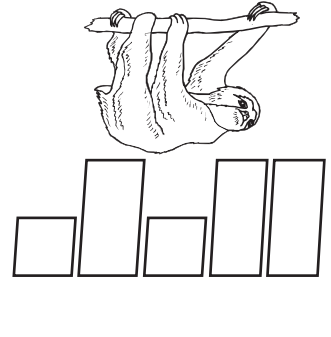
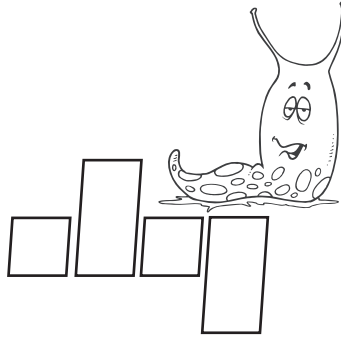

- slippers
- slide
- sled
- slam
- slop
- sleep
- slug
- slim
- slip

Name: _____

Choose four 'sl' words.
Write each in a sentence. **ON THE BACK**

Write the 'sl' words in their spaces. Write the words again underneath.

sleep slug slippers slip sling sloth



Cut out the word and paste it into the correct sentence.

1	The	wind		the	door.	
2	Don't	go	to		yet.	
3		down	the	hill.	<i>sleeping bag</i> 	
4	You	are	very			
5	There	is		when	it's	cold.

sleep slide slow sleet slams

Name: _____

Draw a slug
on a skunk.

ON THE
BACK

REVISION

sk sl

Join the blend to the correct ending. Write the word again.

sk

ug



.....

sl

ip

.....

sk

irt

.....

sl

ip

skyrocket


.....

Choose a beginning, middle and final sound to make some words.

Beginning Sounds	Middle Sounds	Final Sounds	
sk sl	i	d
sl sk	a i	p p
sk sl	e i	p n d
sk sl	i	p



Cut out, match and paste the blend to its correct ending.



sk


ug

irt

ip



sl




sl

ull



sk



sk

ippers

Name: _____

Draw a small girl smiling. **ON THE BACK**

Cut out and paste the pictures that start with 'sm'.



sm



sm




sm



smile



small



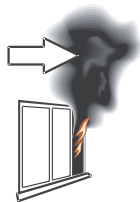
smash



snail



smog



smoke



smell



slippers

Name: _____

Write 5 'sm' words and draw the pictures. **ON THE BACK**

Circle the 'sm' sounds in the sentences. Write five of the 'sm' words.

1. Mrs Smith smiles at us.
2. The small rock is smooth.
3. There is a lot of smog and smoke.
4. I smile when I smell the flowers.
5. It is smart not to smash the car.



s m

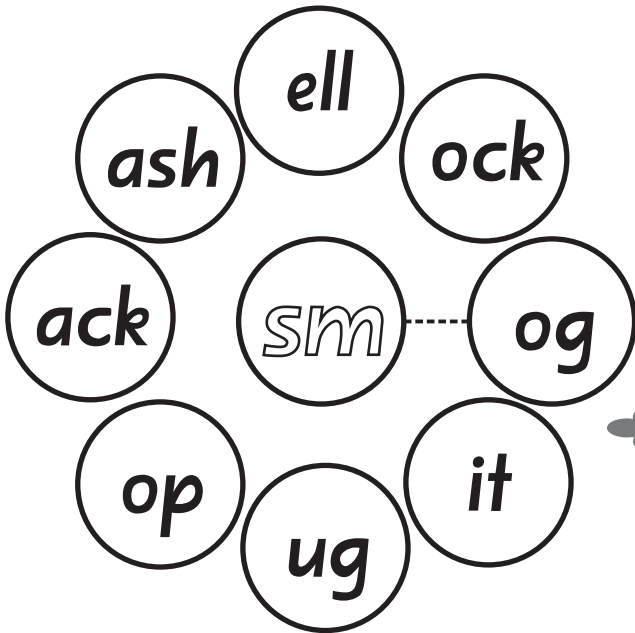
s m

S m

s m

s m


Join the 'sm' sound to the correct endings. Write the words again.



s m o g

Find the 'sm' words in the puzzle.

d	p	n	q	s	g	s	p	k	p	g
a	k	g	s	r	o	s	m	e	a	r
m	h	t	o	o	m	s	m	a	s	h
y	t	r	a	m	s	d	h	o	c	g
g	t	b	m	a	d	w	h	j	k	k
c	i	l	l	a	m	s	m	i	l	e








smile
smoke
small
smash
smooth
smog
smart
smear
smack

Name: _____



Choose four 'sm' words. **ON THE BACK**
Write each in a sentence.

Write the 'sm' words in their spaces. Write the words again underneath.

smoke smog smile smash smell small



Cut out the word and paste it into the correct sentence.

1	The		is	very	black.	
2	That	is	a		look.	
3	Put	on	your		to	paint.
4	Mum	is	very			
5	Your	book	has	a		

smug smart smoke smock smudge

Name: _____


Draw a snake and a snail in the snow. **ON THE BACK**

Cut out and paste the pictures that start with 'sn'.

SN

SN


SN




sniff



spanner



snake



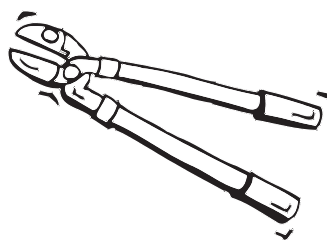
snail



snowman



sneeze



snippers




smell

Name: _____

Write 5 'sn' words and draw the pictures. **ON THE BACK**

Circle the 'sn' sounds in the sentences. Write five of the 'sn' words.

1. I sniff and sneeze all day.
2. The pig snorts with his snout.
3. Dad sneaks a snack before tea.
4. We are snug in our snow clothes.
5. She snores when she has a snooze.



s n

s n

s n

s n

s n

Join the 'sn' sound to the correct endings. Write the words again.

ub ag ob

ap sn ip


up ug et

snail

snip

Find the 'sn' words in the puzzle.

e	b	r	f	f	i	n	s	s	s	b
k	z	s	a	s	w	p	i	n	s	d
a	e	e	w	o	n	s	n	o	u	t
n	a	f	e	j	w	a	b	r	c	g
s	c	t	a	n	h	g	i	e	k	d
w	y	h	w	a	s	x	i	l	d	h



snake

snout

snug

snip

sniff

snooze

snow

snail

sneeze


snake

Name: _____

Choose four 'sn' words.
Write each in a sentence. **ON THE BACK**


Write the 'sn' words in their spaces. Write the words again underneath.

snake sniff snippers snail snow sneeze




□ □ □ □ □ □

.....




□ □ □ □ □

.....




□ □ □ □ □

.....



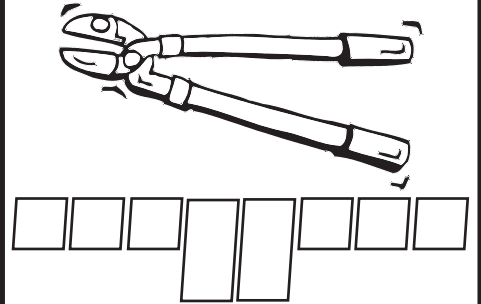
□ □ □ □ □

.....



□ □ □ □ □

.....



□ □ □ □ □ □ □ □ □ □

.....

Cut out the word and paste it into the correct sentence.

1	The	horse	can			
2	Dad's	fishing	line	hit	a	
3	I	am		in	my	bed.
4	We	all	like	to	play	
5	Dogs	like	to		the	air.


snag snug snap sniff snort

Name: _____


Draw a snail in the snow. **ON THE BACK**

REVISION **sm sn**






Join the blend to the correct ending. Write the word again.

sm	ag	 <p>smog</p>
sn	ug	
sm	ap	
sn	og	

Choose a beginning, middle and final sound to make some words.

Beginning Sounds	Middle Sounds	Final Sounds	
sm sm	a	g
sn sn	o u	g p
sn sm	e o	ll b
sn	a	g	 <p>smoke stacks</p>

Cut out, match and paste the blend to its correct ending.

 <p>sm</p>	ail	ow	all	 <p>sm</p>
 <p>sn</p>	ile	 <p>sm</p>	 <p>sn</p>	ash

Name: _____


Draw seven, **ON THE BACK**
spotty spiders.

Cut out and paste the pictures that start with 'sp'.


sp

sp

sp



spots




skeleton



spoon



spider




spaghetti



spanner



pram



spout

Name: _____

Write 5 'sp' words and draw the pictures. **ON THE BACK**

Circle the 'sp' sounds in the sentences. Write five of the 'sp' words.

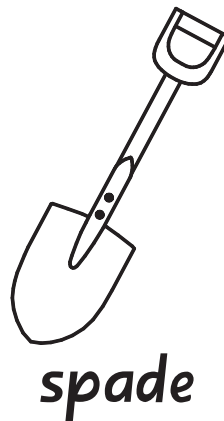
1. I can spell spark.
2. Spin the top on the spot.
3. Don't speed when you speak.
4. There is space for my spade.
5. The spider with spots spun a web.



s p
s p
s p
s p
s p

Join the 'sp' sound to the correct endings. Write the words again.


it an in
at sp ot
ed et ib



spot

Find the 'sp' words in the puzzle.

o	e	k	i	p	s	s	p	o	u	t
h	s	r	p	t	s	p	a	d	e	o
a	i	p	o	h	w	o	a	c	h	z
f	s	p	e	c	k	i	c	c	j	t
k	s	p	i	l	l	m	v	e	y	
i	f	g	e	m	l	v	m	f	g	w







- speck
- spots
- spill
- space
- spell
- spoil
- spike
- spade
- spout

Name: _____

Choose four 'sp' words.
Write each in a sentence. **ON THE BACK**

Write the 'sp' words in their spaces. Write the words again underneath.

spider spots spoon spout spade sports



Cut out the word and paste it into the correct sentence.

1	The	cat		the	milk.	
2	I	saw	the	car		
3	Put	the		down.		
4	We		all	our	money.	
5	Dad	likes	the	shirt	with	

speed spoon spent spots spilt

Name: _____

Draw a stick **ON THE BACK**
on the stairs.


Cut out and paste the pictures that start with 'st'.

st




st


st



star



sleep




stop



stool



stick



stairs



stamp




skull

Name: _____

Write 5 'st' words and draw the pictures. **ON THE BACK**

Circle the 'st' sounds in the sentences. Write five of the 'st' words.


1. I am stuck on the stairs.
2. Stir the food on the stove.
3. Can you stay and study?
4. Stand as still as a stick.
5. We are stuck in the storm.



st
st
st
st
st

Join the 'st' sound to the correct endings. Write the words again.

Diagram showing the 'st' sound in a central circle connected to 'ep' by a dashed line. Other circles around it contain: un, ab, ar, op, id, em, up.



stapler

step

Find the 'st' words in the puzzle.

t	l	u	i	i	y	s	s	z	n	t
r	b	v	i	k	j	z	s	n	j	h
h	q	k	c	i	t	s	p	t	c	c
s	t	a	n	d	b	o	t	x	e	y
u	t	f	f	i	t	s	t	a	m	p
s	i	x	u	s	s	t	a	i	r	s



stamp


- stamp
- stiff
- star
- stop
- stick
- step
- stack
- stand
- stairs

Name: _____

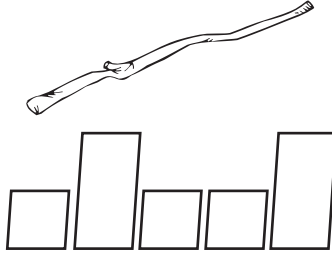
Choose four 'st' words.
Write each in a sentence. **ON THE BACK**

Write the 'st' words in their spaces. Write the words again underneath.


star stop stamp stick stairs stool




.....




.....




.....



.....



.....



.....

Cut out the word and paste it into the correct sentence.

1	Can	you		at	the	end.
2	I	am		at	home.	
3	My	leg	is			
4	Pick	up	all	that		
5	How		can	you	be?	

stuck stop stuff still stiff

Name: _____

Draw a spider **ON THE BACK** on a stamp.


REVISION

sp st

Join the blend to the correct ending. Write the word again.

sp
st
sp
st

op
ot
ep
it




star






.....

Choose a beginning, middle and final sound to make some words.

Beginning Sounds	Middle Sounds	Final Sounds	
st sp	u	n
sp st	e i	d p
st sp	e o	t b n
	a	
		
		
		
		
			strawberry



Cut out, match and paste the blend to its correct ending.

	sp ar	oon ider		st
	sp amp			st
			sp	ots

Name: _____

Draw a swarm of bees on a swing. **ON THE BACK**

Cut out and paste the pictures that start with 'sw'.




SW




SW



SW




sweets



swan



swirls



scales



snail



swing



switch




swim

Name: _____

Write 5 'sw' words and draw the pictures. **ON THE BACK**

Circle the 'sw' sounds in the sentences. Write five of the 'sw' words.

1. A swarm of bees was in the swamp.
2. After my swim I had sweets.
3. I saw a swan and a swallow.
4. The swallow swooped into a tree.
5. A swan on the water makes it swirl.



S W

S W

S W

S W

S W

Join the 'sw' sound to the correct endings. Write the words again.

Word endings in circles: ip, ag, as, ill, sw, um, am, im, ig. A dashed line connects 'sw' and 'um'.



S W U M

Find the 'sw' words in the puzzle.

h	s	w	a	l	l	o	w	z	y	w
y	w	r	v	m	m	d	q	g	q	m
t	a	e	w	s	w	i	n	g	s	e
y	m	w	z	p	e	e	w	s	q	k
i	p	q	s	w	i	r	l	s	n	q
s	w	i	t	c	h	m	z	f	n	b



swings

- swallow
- swamp
- sway
- sweat
- swings
- swirl
- switch
- swim
- sweep

Name: _____

Choose four 'sw' words. **ON THE BACK**
Write each in a sentence.

Write the 'sw' words in their spaces. Write the words again underneath.

swings sweets swim swan swirls switch




□ □ □ □ □ □

.....



□ □ □ □

.....




□ □ □ □

.....



□ □ □ □ □ □

.....



□ □ □ □ □ □

.....



□ □ □ □ □ □

.....

Cut out the word and paste it into the correct sentence.

1

to

the

other

side.



2

When

it

is

hot

I



3

We

saw

the

tree



4

I

will

help



the

floor.

5

The

girl

plays

on

the



sweat

swim

sway

sweep

swing

Name: _____

Draw a truck **ON THE BACK**
full of treasure.


Cut out and paste the pictures that start with 'tr'.

tr




tr


tr




train



crab



tree




trunk




trumpet



tram



twins




truck

Name: _____

Write 5 'tr' words
and draw the pictures. **ON THE BACK**

Circle the 'tr' sounds in the sentences. Write five of the 'tr' words.

1. I went on a track to the treasure.
2. Dad dug a trench near the tree.
3. Our tram trip was fun.
4. We like to travel by train.
5. I trust you to tell the truth.



tr
tr
tr
tr
tr

Join the 'tr' sound to the correct endings. Write the words again.

op am ap
et tr ip
ek ot im




trapeze

trip

Find the 'tr' words in the puzzle.

r	e	g	g	i	r	t	r	a	c	e
n	e	e	r	t	r	r	r	a	i	w
d	c	o	a	u	k	a	i	a	w	i
w	b	s	e	o	t	m	u	p	i	r
q	k	c	i	r	t	p	f	h	z	l
p	u	f	y	t	d	u	i	l	n	s



tree







trace
trigger
tramp
trail
true
trout
try
tree
trick

Name: _____

Choose four 'tr' words.
Write each in a sentence. **ON THE BACK**


Write the 'tr' words in their spaces. Write the words again underneath.

tree truck tram trunk train trumpet



Cut out the word and paste it into the correct sentence.

1	Can	you		over	the	line?
2	Tell	me	the			
3	We	had		for	tea.	
4	I	always		my	best.	
5	The	clown	did	a		



truth trout try trick trace

Name: _____

Draw two sets
of twins.

ON THE
BACK

Cut out and paste the pictures that start with 'tw'.

tw

tw

swim

twins

twelve

twist

tweezers

twenty

twig

train

Name: _____

Write 5 'tw' words and draw the pictures. **ON THE BACK**

Circle the 'tw' sounds in the sentences. Write five of the 'tw' words.

1. Twelve stars are twinkling.
2. The twins have tweed shirts.
3. Get me twelve tweezers.
4. What is twice twenty?
5. The twig twisted off the tree.

$$\begin{array}{r} 20 \\ + 20 \\ \hline \end{array}$$

tw

tw

tw

tw

tw

Join the 'tw' sound to the correct endings. Write the words again.

ig it ob
elue tw in
ist ice ep



tw
in

Find the 'tw' words in the puzzle.

w	q	g	x	t	y	t	n	e	w	t
j	b	l	m	m	y	i	f	c	d	w
r	h	c	t	i	w	t	w	i	n	e
l	h	w	e	l	k	n	i	w	t	e
x	t	w	i	l	i	g	h	t	u	d
n	g	i	w	t	w	i	d	d	l	e





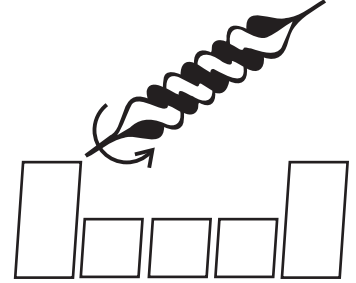


- twine
- twitch
- twiddle
- tweed
- twice
- twinkle
- twilight
- twig
- twenty

Name: _____

Choose four 'tw' words. **ON THE BACK**
Write each in a sentence.

Write the 'tw' words in their spaces. Write the words again underneath.

twins twelve twist tweezers twenty twig



Cut out the word and paste it into the correct sentence.

1	I	saw	my	leg	
2	Dad	fell	over	a	
3	Twinkle,		little	star.	
4	The	time	is		twenty.
5	My	mum	has	a	


twig twitch twin twelve twinkle

Name: _____


Draw twenty swans on a train. **ON THE BACK**

REVISION sw tr tw






Join the blend to the correct ending. Write the word again.

sw	in	
tr	ag	
tw	am	
sw	ip	

Choose a beginning, middle and final sound to make some words.

Beginning Sounds	Middle Sounds	Final Sounds	
sw tw	i a	m
tr tr	a a	p m
tw sw	a i	g n g
			

Cut out, match and paste the blend to its correct ending.

	sw	ain	im	ee		sw	
	tr	ing		tw		tr	ins

**FLASH
CARDS**

bl

br

cl

cr

dr

fl

fr

gl

gr

pl

pr

sc	sk
sl	sm
sn	sp
st	sw
tr	tw

*These flashcards can be copied and used for games, learning and evaluation.
Some ideas are:*

- *Completing words by writing them on the front.*
- *Compiling lists of words on the back which contain the sound on the card.*
- *Drawing a picture on the card which represents a word which contains the sound etc.*

Starting Blending ~ Book One has been designed to introduce initial consonant blends.

- *Activities include matching pictures to the correct blend using visual clues, aural activities and completing sentences using the correct initial blend word.

- *Revision pages, flash cards and evaluation pages are also provided.

- *The blends treated in this book are:

- | | | | | |
|----|----|----|----|----|
| bl | br | cl | cr | dr |
| fl | fr | gl | gr | |
| pl | pr | sc | sk | sl |
| sm | sn | sp | st | sw |
| tr | tw | | | |

This book is suitable for the following grades in different states.

	NSW	ACT	VIC	TAS	WA	NT	SA	QLD	NZ
K, Prep	✓	✓	✓	✓					
1	✓	✓	✓	✓	✓	✓	✓	✓	✓
2					✓	✓	✓	✓	✓
3									
4									
5									
6									
7									

LOWER
MIDDLE
UPPER

Burrabooks publications are written by Australian teachers who have had extensive classroom experience.

For more information visit:

www.burrabooks.com.au

BUR-5014
 ISBN 13: 978-1-86402-144-8
 ISBN 10: 1-86402-144-6



9 781864 021448



BURRABOOKS

www.burrabooks.com.au
mail@burrabooks.com.au