


EDUCATIONAL
WORKSHEETS

USING SOUNDS

WORKBOOK



BURRABOOKS



USING
SOUNDS

WORKBOOK

Beginning Sounds
Middle Sounds
Final Sounds
Blending 3-Letter Words

Using Sounds ~ Workbook

written by Louise and Greg Porich

© Burrabooks Pty Ltd.

First Published 2007

ABN 22 070 006 085

P. O. Box 611,

Moruya NSW 2537

Ph: 0244 742 355

Fax: 0244 742 399

All rights reserved.

Except under the conditions described in the Copyright Act, 1968 of Australia and subsequent amendments, no part of this publication may be reproduced, stored in a retrieval system or transmitted in any form or by any means, electronic, mechanical, photocopying, recording, scanning or otherwise without the express prior permission of the copyright owner.

As with all Burrabooks publications every attempt is made to acknowledge copyright. Any infringements are purely coincidental and the publisher offers apologies where applicable.

Some parts of this book were previously published in 'Using Sounds' BUR-5016

ISBN: 978 1 92098 231 7

BUR-9501



BURRABOOKS

www.burrabooks.com.au

mail@burrabooks.com.au



BUR-9501

ISBN: 978-1-92098-231-7



9 781920 982317


Using Sounds

WORKBOOK

Introduction

‘Using Sounds ~ Workbook’ will help the student recognise and use single sounds in the beginning, middle and final positions in words.

- This book also introduces the student to blending sounds together to make simple three letter words.
- The activities will extend the student’s initial recognition of single sounds to understanding the position of sounds within words. The student will begin to know a sound as it occurs in any position within a word.
- The student will be given practise in learning the letter names, the associated sound and skills to use the correct symbol in the correct position in words.
- The last section of the book will provide practise in segmenting sounds and then blending them together to make simple three letter words (consonant-vowel-consonant).



Beginning Sounds

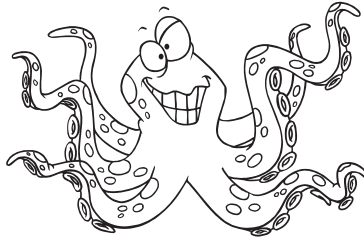
Draw a picture of something that starts with 'b'.



Colour the correct beginning sound.




m g b



a t o




s m n




z i t




g j p




c e a



p a r




o l t



b d f



h g q



l i k




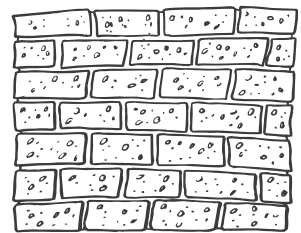





j y g



Write the sound 't' and draw a picture of something that starts with the sound.

Beginning Sounds

Follow the directions and colour the pictures.



Colour the pictures that start with **b** red.
Colour the pictures that start with **t** green.
Colour the pictures that start with **w** yellow.
Colour the pictures that start with **m** blue.

Beginning Sounds

Draw something that starts with 'p'.


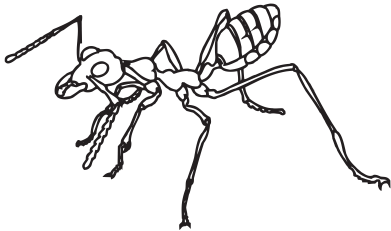



Colour the pictures that start with the sound. Trace over the sound.


a



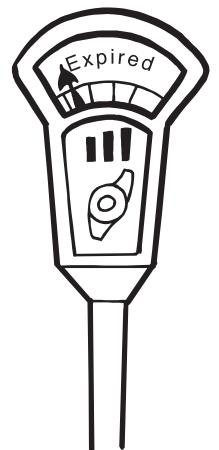

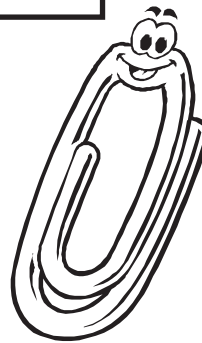
t



f



p

















Write two of the words again
and draw the pictures.

Beginning Sounds

Write the beginning sound.





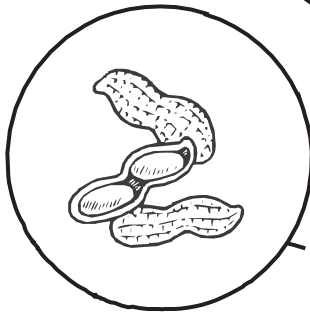

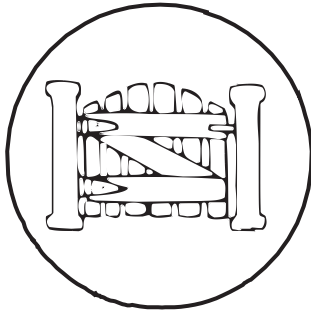
 <p>t s m</p> <p>..... un</p>	 <p>m j g</p> <p>..... at</p>	 <p>k d p</p> <p>..... og</p>
 <p>d c e</p> <p>..... at</p>	 <p>t f l</p> <p>..... an</p>	 <p>d b h</p> <p>..... ed</p>
 <p>m n c</p> <p>..... an</p>	 <p>p q y</p> <p>..... ot</p>	 <p>d b h</p> <p>..... op</p>
 <p>t v w</p> <p>..... an</p>	 <p>d t h</p> <p>..... in</p>	 <p>h f t</p> <p>..... in</p>

Beginning Sounds

Draw two things that start with 'o'.



Draw a line from the pictures to their beginning sounds. Colour the picture.





Draw a food that starts with 'a'.

Beginning Sounds

Join the picture to the correct beginning sound.

<p>o m r</p>	<p>t z c</p>	<p>s f w</p>
<p>h p s</p>	<p>u m q</p>	<p>p r b</p>

Write the beginning sound.

<p>.....ap</p>	<p>.....eb</p>	<p>.....og</p>
<p>.....aw</p>	<p>.....gg</p>	<p>.....at</p>

Beginning Sounds

Write three words that start with 'p'.




Colour the words that start with:

p = pink,

y = yellow,

r = red,

g = green.



EXTRA STUFF

Write a word that starts with 'm'.

Beginning Sounds



Colour the picture that starts with the same sound as the one in the box.

Write the correct beginning sound.

....apopop

Look at these words and write them under the correct beginning sound.

lot	sun	cap	nut	lid	sip	cut	net
c	l	s	n				

Beginning Sounds

Draw a picture of 2 things that start with 'c'.



Look at the picture. Circle the letters that the picture starts with.

	f e o p e t a e j k m
	r h g h a t i h t s w
	x k o s k t y w j k k
	t c o c e c a e y k s

Draw a line to join the pictures that start with the same sound. Colour them the same colours.





Write two words that start with 'c'.


Beginning Sounds


Write these words near the sound they start with.

sun	fog	dig	fun
dog	mum	six	man
Sam	mop	dad	fox

d 

f 

m 

s 

Beginning Sounds


Write the names of two of your friends.





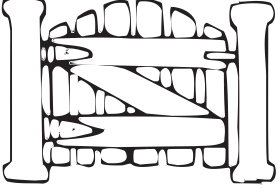

Draw a line between the upper case and lower case letters.

E	b	a	R	N	t	c	K
B	s	g	D	F	k	h	J
S	u	r	A	K	n	j	H
V	e	d	G	T	f	k	C

Colour the matching lower and upper case letters the same colours.



Colour the picture and the box with its beginning upper and lower case sound.


			
h H	z Z	f F	m M
t T	b B	l L	r R
g G	i I	w W	k K
s S	e E	a A	c C



Write some words that have an 'e' in the middle.

Middle Sounds


Colour the correct middle sound.




i o a




e u i




e i a



e a o



a u o




o e i



o e a




i u o




a u o



u a i



e o a



e i u

Middle Sounds

Write some words that have an 'i' in the middle.



Colour the picture by using colours that match the middle sound of the words. Finish the picture in your own colours.


If the middle sound is *e* colour it green.

If the middle sound is *o* colour it red.

If the middle sound is *u* colour it blue.

If the middle sound is *a* colour it orange.

If the middle sound is *i* colour it yellow.









Write some words that have an 'o' in the middle.

Middle Sounds

Colour the pictures with the same middle sound as the one in the box.






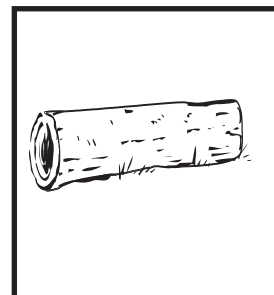





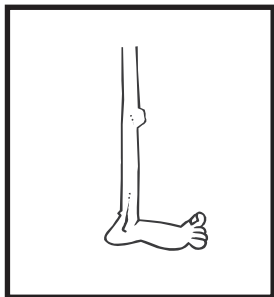
<p>i</p>		<p>o</p>	
<p>a</p>		<p>e</p>	

Middle Sounds

Draw two things that have an 'a' in the middle.



Join these pictures to the sound they have in the middle.






Write some words with 'u' in the middle.


Middle Sounds

Write the middle sound.



o
a
u

c.....t




e
i
o

n.....t



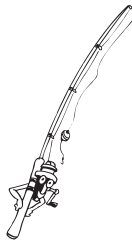
a
o
u

m.....g




i
e
u

w.....g



i
a
o

r.....d



i
e
u

h.....n



a
o
e

c.....t




o
a
u

t.....p



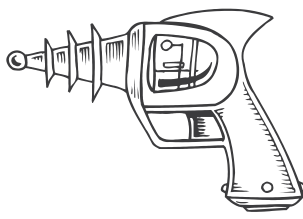
e
u
o

b.....ll



i
e
u

p.....g



i
e
u

g.....n



e
o
u

f.....x

Middle Sounds

Write two words that rhyme with 'pin'.



Draw a line from the pictures to the sound that they have in the middle.

A large fishbowl in the center contains the vowels e, i, o, u, and a. Surrounding it are ten fish, each with a different object or character on its body. A dashed line connects the number '10' on a fish to the letter 'o' in the fishbowl.

- Fish 1: A mouse on its back.
- Fish 2: A fishing net.
- Fish 3: A key.
- Fish 4: A person sitting on a chair.
- Fish 5: The number '10'.
- Fish 6: A person on a horse.
- Fish 7: A faucet.
- Fish 8: A tag labeled 'Spot'.
- Fish 9: A cup.
- Fish 10: A person's face.
- Fish 11: A clothespin.
- Fish 12: A sun.





Write two words that rhyme with 'dad'.


Middle Sounds


Write these words next to the correct middle sound.

fun	rod	sit	dad
cot	man	pop	run
six	dip	pup	sat

u 

i 

a 

o 

Middle Sounds

Write some words that have an 'e' in the middle.



Look at the picture in the box. Circle the correct middle sound.

	<p>a e i o u</p>
	<p>a e i o u</p>
	<p>a e i o u</p>
	<p>a e i o u</p>

Draw a line between things that have the same middle sound. Colour them the same colours.

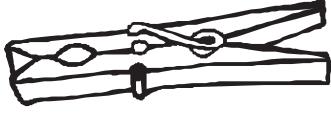
The illustrations include: a bed, a pot, lips, a bell with 'BING!' sound effect, a fan, alphabet blocks with 'A', 'B', an apple, and a cat, a pig, and a man.



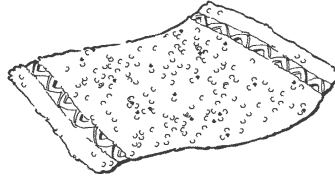
Write words that rhyme with 'rug'.

Middle Sounds


Write the correct middle sound.



p.....g



r.....g




b.....x



b.....g




j.....g



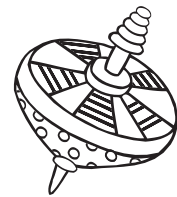
p.....g



f.....x



b.....d



t.....p

Change the middle sound to make a new word. Write the word.

top

tip

cot

hit

lap

let

bad

fog


cup

Middle Sounds

Write 4 words that have 'o' in the middle.



Look at the pictures. Circle their middle sound. Colour each picture a different colour. Choose a word in each row that has the same middle sound and colour it the same colour.



bed

cup

mat

fox

tin

tap	leg	lid	rut	mop
top	bud	mad	fed	win
pat	sit	red	pot	sun

Write the words above, underneath their correct middle sound.

a	e	i	o	u
.....	bed
.....	leg
.....	fed
.....	red



Write 4 words that rhyme with 'fun'.

Middle Sounds

Write some words that have the same middle sound.

cap	sit	hop	fed

Write the words in the box that have the correct middle sound.

pad	
a	

bib
nod
~~pad~~

e	

sad get
dog run job

i	

peg
rod
map

o	

red
bun

nut bin

u	

hip fax six pet tub

Final Sounds


Write 4 words that end with 'd'.




Colour the correct final sound.




b s e




b n e



g w y



g x p




d p b




t m l



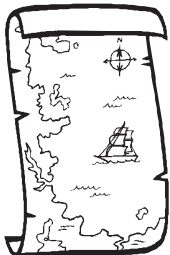
m n e



qu l f




j k v



p r d



y h f







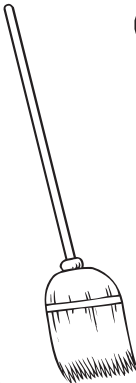











b d p



Draw 4 things that end with 'm'.

Final Sounds

Colour the pictures that end with the sound in the box.


<p>b</p>    	<p>m</p>    
<p>l</p>    	<p>n</p>    

Final Sounds

Write 4 things that end with 't'.



Colour in the words with the correct final sound.
Finish the picture in your own colours.



t	blue
p	yellow
m	green
g	red



Draw 4 things that end with 'n'.


Final Sounds

Write the final sound.



h
t
g

lo.....




p
m
t

ca.....




b
e
p

ho.....



f
m
n

va.....



n
w
g

fa.....



t
z
a

ma.....



t
qu
y

ca.....




t
n
y

fi.....



t
l
p

po.....




k
z
g

do.....



k
u
x

si.....



g
y
p


bu.....

Final Sounds

Write 4 words that end with 't'.



Colour the apples to match the final sound of the picture.



- | | | | | | | | | | | | |
|---|--------|---|-----|---|-------|---|--------|---|------|---|------|
| n | yellow | x | red | b | green | t | orange | k | blue | g | pink |
|---|--------|---|-----|---|-------|---|--------|---|------|---|------|



Draw 4 things that end with 'b'.

Final Sounds

Write some words that have the same final sound.

top	get	bug	mum

Write the words in the box that has the correct final sound.


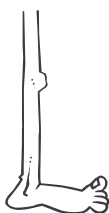

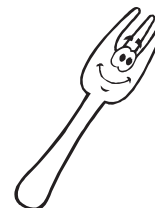





<table border="1"> <tr><td>mum</td><td></td></tr> <tr><td>m</td><td></td></tr> </table>	mum		m		<p>tug red mum</p>	<table border="1"> <tr><td></td><td></td></tr> <tr><td>d</td><td></td></tr> </table>			d	
mum										
m										
d										
<p>fib mud ran bog him</p>	<table border="1"> <tr><td></td><td></td></tr> <tr><td>g</td><td></td></tr> </table>			g		<p>gun win dig dam</p>				
g										
<table border="1"> <tr><td></td><td></td></tr> <tr><td>n</td><td></td></tr> </table>			n		<p>nod mob dam men</p>	<table border="1"> <tr><td></td><td></td></tr> <tr><td>b</td><td></td></tr> </table>			b	
n										
b										
<p>cab did tub hem nag</p>										

Final Sounds

Write 4 words that end with 'd'.



Draw a line from the picture to the sound it ends with.






Write 4 words that end with 'p'.

Final Sounds

Look at the picture in the box. Circle the correct final sound.

	m f n e h
	b d f g h
	t v k l b
	l p t f k

Draw a line between things that have the same final sound. Colour them the same colours.








Final Sounds

Write 3 words that rhyme with 'sat'.



Look at the pictures. Circle their final sound.
 Colour each picture a different colour. Choose a word in each row that has the same final sound and colour it the same colour.

				
bug	mop	nut	sun	bib
fit	tag	fin	sip	rib
win	map	sat	tub	wig
jab	mat	top	fun	mug

Write the words above, underneath their correct final sound.

g	p	t	n	b
.....	sun
.....	fin
.....	win
.....	fun



Write 4 words that end with 'g'.

Final Sounds

Write the words next to the sound they end with.


lip	hid	sit	rip
him	pot	mum	net
lid	led	mop	dim



d



p



m



t

Final Sounds










Write 4 words that end with 'p'.



Change the final sound to make a new word. Write the word.

leg <i>let</i>	rub	dog	fin
ham	bed	cup	bag

Write the correct final sound.





















 cu	 ne	 si
 fa	 bi	 po
 bu	 he	 ca









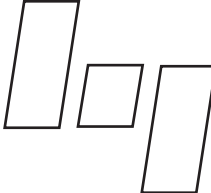
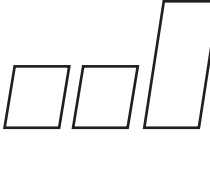






Write 4 words that rhyme with 'cat'.

Three Letter Words

Colour the pictures and words that match the one in the box.

Write these words in their correct shapes. Write the word again underneath.

Three Letter Words

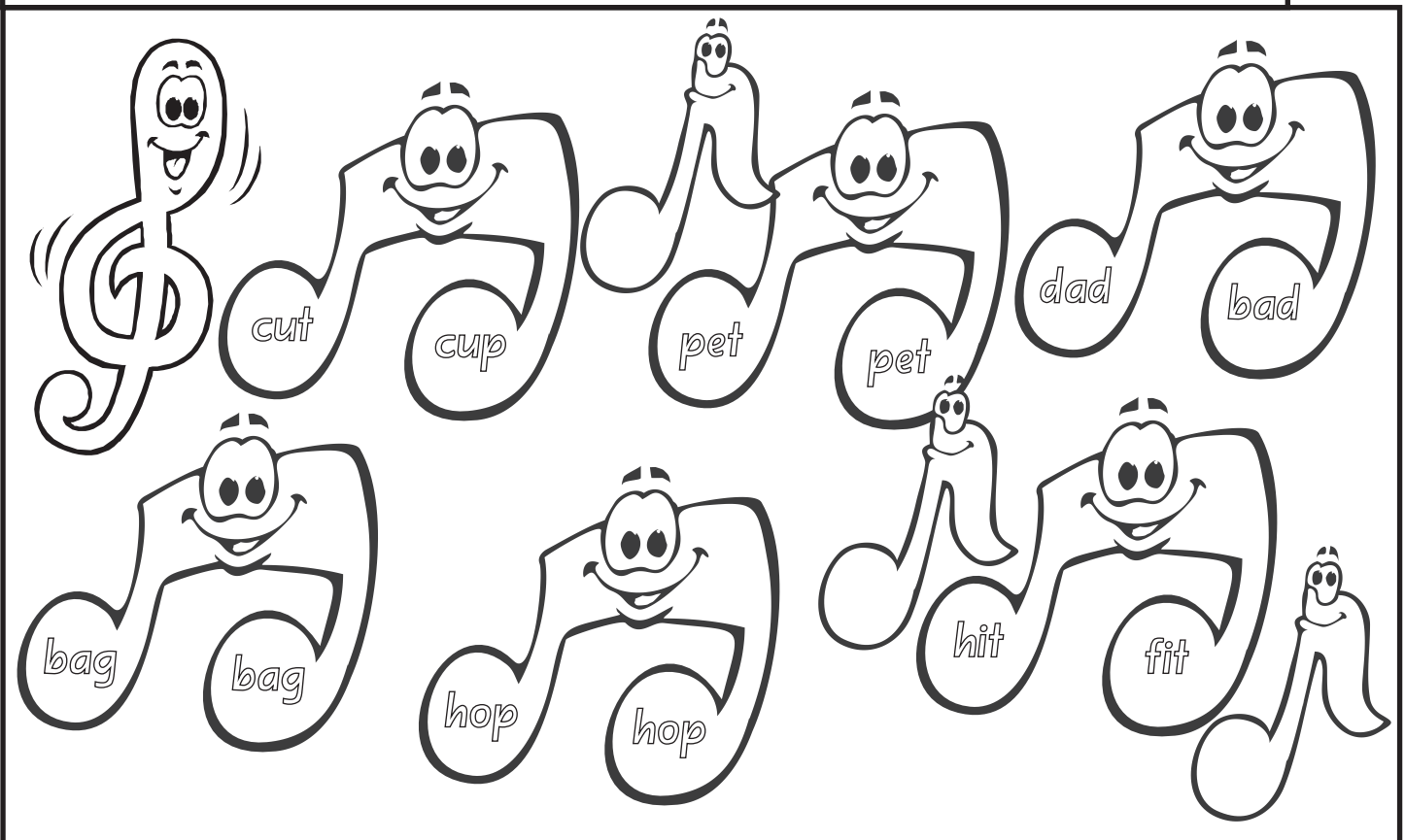
Draw 2 things that rhyme with 'win'.



Trace the words that are the same as the one in the box.

map	man map mat map map
fit	fit fit rat fit fat
dot	dot pot dot dip dot
peg	peg pig peg leg peg

Colour the music notes that have two words the same on them.





Write 4 words that rhyme with 'let'.


Three Letter Words

Circle the correct word and write it under the picture.



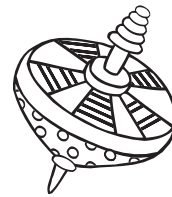
bad
bat
ban

.....




pig
pin
pit

.....



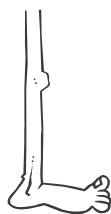
tip
hop
top

.....



fun
sun
sub

.....



leg
let
beg

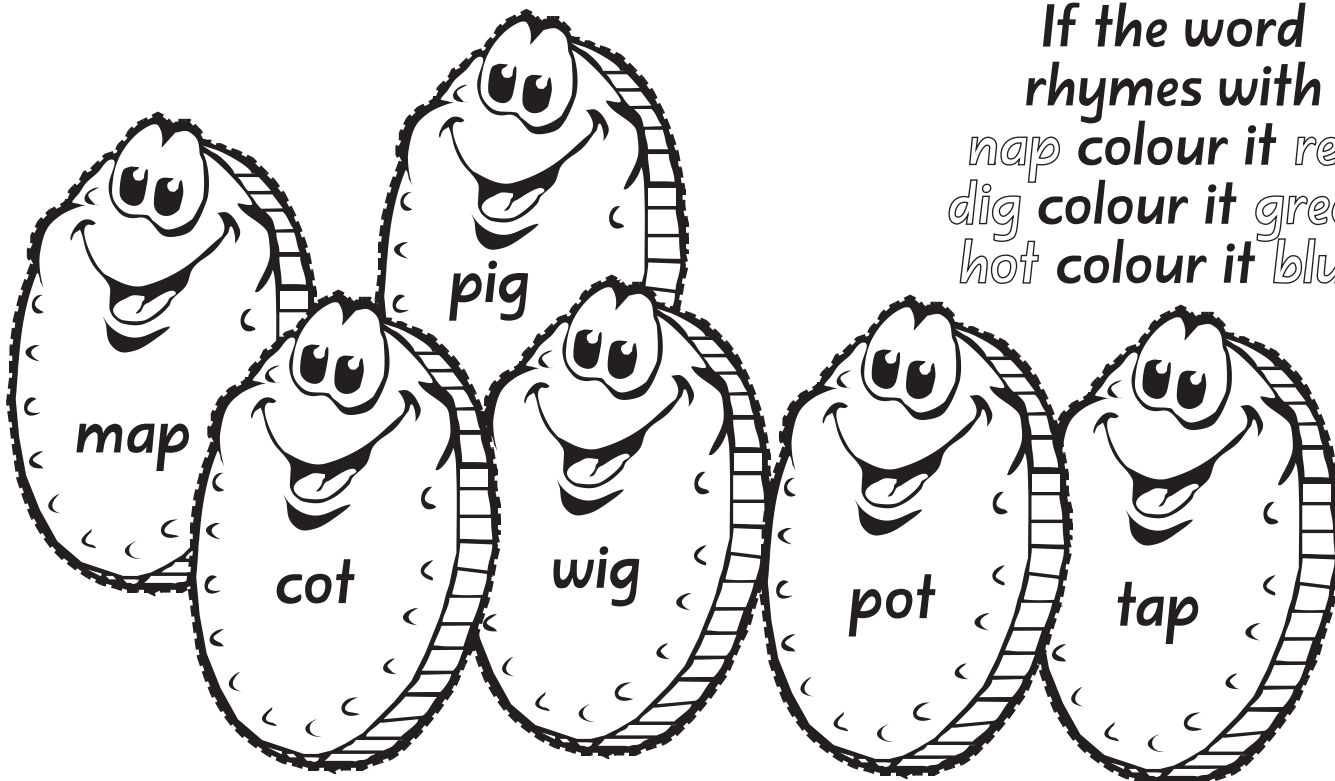
.....



sit
sip
six

.....

Colour all of the pictures that rhyme.



If the word rhymes with *nap* colour it red, *dig* colour it green, *hot* colour it blue.







Three Letter Words

Write 4 words that rhyme with 'fan'.

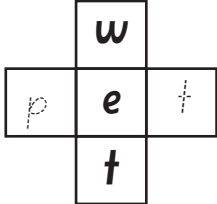
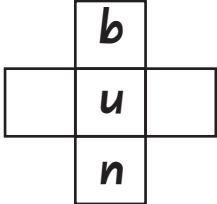
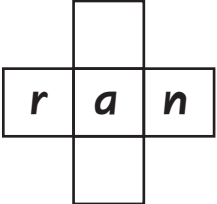
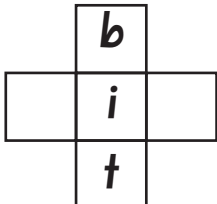
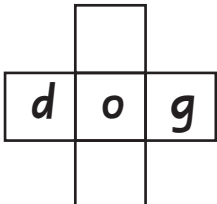
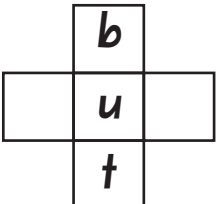


Trace over the words inside the pictures.

Choose a word that rhymes with it from the boxes below and write it.

wax	fed	dab	rug	run	pot
 dab					

Fill in the missing letters to make a word that rhymes. The words are in the box. Write the two words again.









fun	 pet.....wet		
tan			
pet			
fog			
sit			
nut			



Write 4 words that have '.en' at the end.

Three Letter Words

Write the last two sounds to make a word that matches the picture.

 d	 f	 t	 n
 w	 f	 p	 h

Use these letters in the circle to make six words. You can use the letters more than once.

s d p t

d e n m o

t n a r a





r i u t

.....

.....

.....

Write the word for each picture.

			
--	--	---	--

Three Letter Words

Write 4 words that rhyme with 'sun'.




Unjumble the letters to make a word.
Draw a line from the word to its picture.

pt o



u n a




u s n



p t a



i b b



Choose words from the boxes and write them under the pictures that they rhyme with.

tug

man

win

mug

not

dot

ran

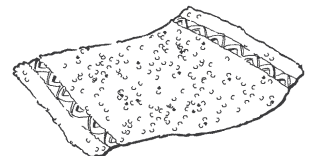

tin

bin

bug

cot

pan



man



Draw 3 things that rhyme with 'can'.

Three Letter Words

Match the pictures to the words. Trace over the words.

bug
leg
tap
wig
run
mop

Trace the above words again, then write two more rhyming words.

bug	leg	tap	wig	run	mop
bug	leg	tap	wig	run	mop
tug
mug

Unjumble these letters to make a word.

mus.....	gte	utc
gpe	gdi	pho.....

Three Letter Words

Write a sentence with the word 'ran'.



Find these words in the wordsearch puzzle.

s	m	a	p	a	l	b	h	s	t	bad	fax	mat	rat
c	a	n	a	b	e	m	w	i	a	bag	had	nag	sad
k	d	a	h	s	n	a	t	a	p	ban	hag	pan	sap
b	a	u	d	a	m	n	y	r	a	can	hat	pat	sat
h	b	i	a	d	a	u	f	a	n	cap	jag	rag	tan
a	b	n	d	l	t	a	r	n	a	cat	lad	ran	tap
t	a	h	a	g	a	j	a	s	g	dad	lap	rap	van
a	r	l	l	c	c	n	p	a	s	dam	mad		
f	a	x	i	c	a	r	a	t	h	fan	man		
i	g	a	b	p	a	w	c	q	u	fat	map		

Write the missing words.

- Mum is
- Can run?
- The pig is
- Sit on the
- Dad is in the



-
-
-
-
-

Unjumble these letters to make the picture word.



nca

tab

mna



Write a sentence starting with 'Mum and dad...'

Three Letter Words

Join the parts of the sentence together and colour them the same.

I bet he	dog and cat.
Dad fed the	his lip.
The man	is hot.
Sam bit	had fun.
The big pig	cut his leg.
The pot	is fat.

Write the correct sentences underneath the picture.



Dad jogs to the bus.

Mum has a mop.

A sad man.

Six hens in a pen.

Three Letter Words

Draw this picture.
‘The cat had a
big rat on the mat.’




Colour in the correct word in the sentence.

- My dad has a red rat van.
- I hit hat my leg on the bad bed .
- The pig is in the mad mud .
- Can you fat fit in the bad bed ?
- The cat had hat a big rat rot .
- Mum got hat hot in the sub sun .

Finish these sentences and colour the pictures.

Ben has a big



A bug is on the



Dad has a nap in



The cat is on the





Write a sentence with the word 'bus' in it.


Three Letter Words

Fill in the missing words.

- Mum can the dog.
- The lid is on the .
- Can you up the hill?
- Dan is on the red .
- Dad fed the cat.
- My got red in the .

- jog
- pot
- bus
- big
- sun
- pat
- leg

Write the correct sentence under the picture.



mum on a hill

a pig on a pot

a fox on a box



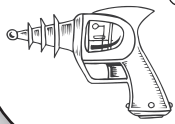






six pins on a mat

Three Letter Words

Draw a picture of a pet pig in a pen.




Use the pictures as clues for this crossword.

2 down		1		2		3				6 across
										
4				5						5 across
										
6										1 across
										
										3 across
										
3 down										1 down
										
										4 across
										
										4 down
										

Colour in the correct word in the sentence.

- The pig has **fun** **fan** in the sun.
- The cat is **nut** **fat** .
- The **dam** **van** is red.
- The **bib** is a bit **bag** **big** .
- Met** **Mum** can run up the hill.
- Dad has a big **cup** **cop** .
- The boy has a **pat** **pet** pig.



Using Sounds ~ Workbook will provide activities for the student to recognise and use single sounds in the beginning, middle and final positions in words.

- * The student will also be introduced to blending sounds together to make simple three letter words that contain a consonant-vowel-consonant combination.
- * The ability to segment, blend and isolate sounds in words, in any position is essential to the development of decoding skills.

This book is suitable for the following grades in different states.

	NSW	ACT	VIC	TAS	WA	NT	SA	QLD	NZ
K, Prep	✓	✓	✓	✓					
1	✓	✓	✓	✓	✓	✓	✓	✓	✓
2					✓	✓	✓	✓	✓
3									
4									
5									
6									
7									

LOWER MIDDLE UPPER

Burrabooks publications are written by Australian teachers who have had extensive classroom experience.

For more information visit:
www.burrabooks.com.au



www.burrabooks.com.au
mail@burrabooks.com.au