

CLASSROOM DISPLAY



Easy and Effective

CLASSROOM DISPLAY



Classroom Display - Blends

written by Louise and Greg Porich

© Burrabooks Pty Ltd.

First Published 2006

ABN 22 070 006 085

P. O. Box 611,

Moruya NSW 2537

Ph: 0244 742 355

Fax: 0244 742 399

www.burrabooks.com.au

All rights reserved.

COPYING FOR EDUCATIONAL PURPOSES

The purchaser of this book is granted permission by the publisher to make copies of the pages within the book, beyond their rights under the Australian Copyright Act 1968 (the Act), provided that the number of copies made does not exceed the number reasonably required for use in one classroom only; that copies are only made by photocopying and are not copied, stored or transmitted by any electronic or digital means; copies are not sold or lent. Copying of this book outside this licence may fall within the educational statutory licence under the Act.

COPYING FOR OTHER PURPOSES

Unless copying is specifically permitted by the educational statutory licence, the licence granted to the purchaser of this book or the fair dealing clause in the Act (for the purposes of study, research, criticism or review), no part of this book may be reproduced, stored in a retrieval system, transmitted in any form or by any means without prior written permission from the publisher.

Some images used with permission of Ron Leishman.

As with all Burrabooks publications every attempt is made to acknowledge copyright. Any infringements are purely coincidental and the publisher offers apologies where applicable.

ISBN 1 92098 218 3

BUR-4503

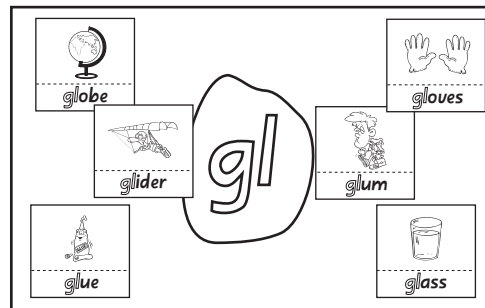




INTRODUCTION

The sheets in 'Classroom Display - Blends' are designed to be used as classroom displays or for individual, group or class activities to re-inforce the recognition of blends.


These pages can be used a number of different ways e.g.

- 1] Larger displays can be easily achieved by enlarging the pages to A3 size. The title and page numbers on the bottom of the page can be cut off first with a pair of scissors. These displays can be coloured to make them more appealing and laminated for durability.
- 2] The large pictures and sounds at the beginning of the book can also be used as a starting point for further class displays. The students can sort through the other pictures selected from this book to match words which contain the 'blend' and then paste these around the picture.
- 3] The rest of this book contains lists of words or pictures and words for each blend. These can be coloured, displayed or used as a starting point for other games and classroom activities e.g.
 - a) The words can be cut out, mixed up and sorted into blend groups. The results can be pasted together on a large sheet of paper.




- b) Multiple copies of each page can be made and used to play a game of concentration. Students are placed into pairs or small groups and the word cards (2 of each) are shuffled and placed face down on the desk. The students take it in turns to turn over a word card. When they can match two cards they keep them. The person with the most pairs at the end of the game is the winner.
 - c) One copy of each of the word cards are shuffled and each student is dealt 4 to 6 cards which are placed face up in front of them. The teacher or a student calls out or holds up a 'sound/blend' card. If the student has a word that contains that sound they place a counter on it. When they have all of their words covered they call out 'Bingo'.
- 4] The pages at the back of the book contain N.S.W., Queensland and Victorian scripts. These sounds can be cut out and pasted over the top of other pages in the book before they are photocopied, in order to modify the font to match your state.

b l



blocks

b r




brush

cl



clown

cr




crab

dr



drum

f l



flower

fr



frog

g



glue

gr




grapes

p l




pl **atypus**

pr




prawn

S C



School

sk



skip

sl



sleep

Sm




Smile

sn




snake

sp




spider

st




steps

SW




swim

tr




tree

tw



twins

b l



blocks

black

bled


blue

blob

blot

blind

br



brush

brag

brand

bran

brick

branch

broom

cl



clock

clam

clap


clog

club

cliff

clip

Cr



crocodile

cross

crab

crop

crack

crib

cramp

dr



dress

drag

drip


drop

drill

drum

drive

fl



fly

flap

flip


flag

flat

flock

floss

fr



frame

frog

from


frill

fry

friend

fruit

g l



glasses

glad

glum

gloss

glue

globe

gloves

gr



grapes

grab

grim


grin

grip

grub

green

pl



plant

plum

plug

plan

plus

play

plop

p *r*



p **ram**

p **retty**

p **rod**

p **rint**

p **ress**

p **r** **ank**

p **r** **op**

SC



scarf

scab

scan

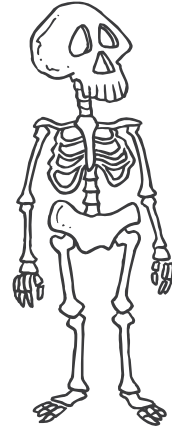
scat

scalp

school

scar

sk



skeleton

skid

skin


skip

skim

sky

skirt

sl



slug

slab

sled


slip

slid

slam

slim

S *sm*



smell

smog

smoke


smack

small

smile

smash

Sn



snail

snag

snap

snip

snug

snack

snake

sp



spoon

spat

sped


spin

spit

spot

spun

S *t*



stop

stab

stem

step

stick

stub

stuck

SW



swing

swim

swell


swan

swept

sway

sweep

tr



train

trim

trip

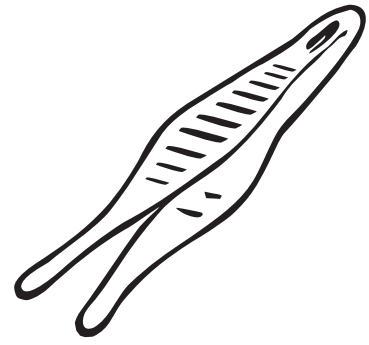
tram

trap

trot

trick

t *tw*



t **weezers**

t **win**

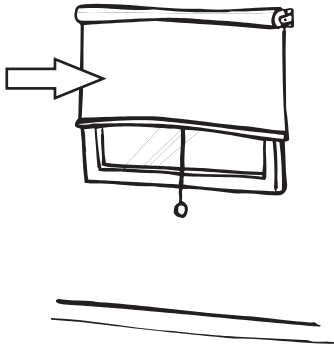
t **wist**

t **welve**

t **wenty**

t **winkle**

t **wig**




blind




blink




blender



bleed



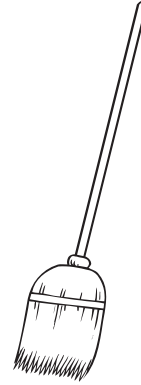
blot



blocks




brush



broom



bridge




bricks



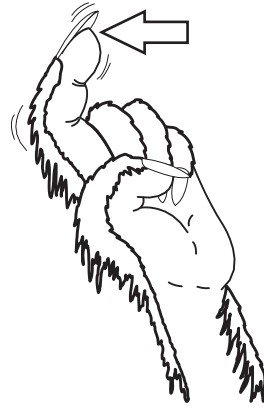
branch



brain



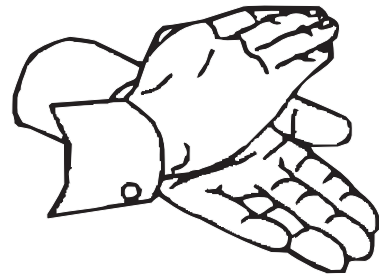
clip



claw



clown




clap



cliff




clam




*cr***ab**



*cr***y**



*cr***oss**




*cr***ayon**




*cr***ow**



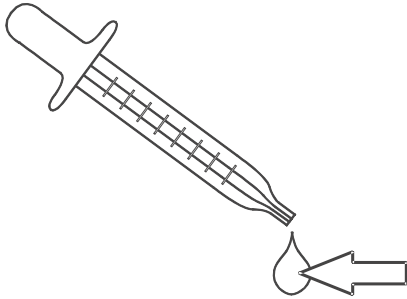
*cr***awl**



drill




dragon



drop



drum




draw




drink




flames



flag



flower




flood



float




flute




freckles



frog




friends



fruit




fridge




frown



*g***lobe**



*g***loves**



*g***lider**



*g***lum**



*g***lass**




*g***lue**



grub




grin




grass



grapes




grader




grinder



platypus




planet




plane



play




plug



plate




present



printer



prince



prawn



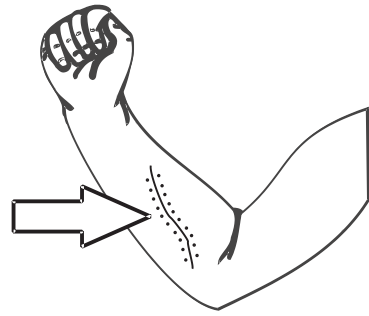
pram




pray




scooter



scar




school




scanner



scarecrow



scales




skirt




skate



skull



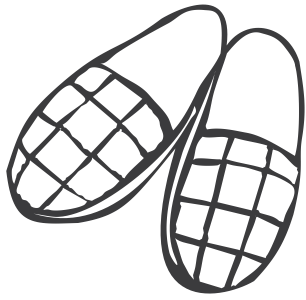
skip



sky diver



ski



slippers




sleep



slide




sled



sling




slip



smell




smile



smash



small



smoke




smog




snake



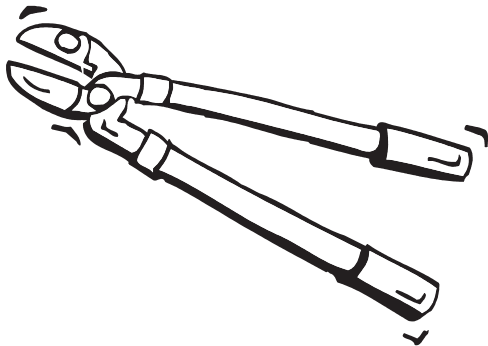
sneeze



snack




sniff




snippers



snowman




*sp***ider**




*sp***ots**




*sp***ray**




*sp***out**




*sp***y**



*sp***anner**



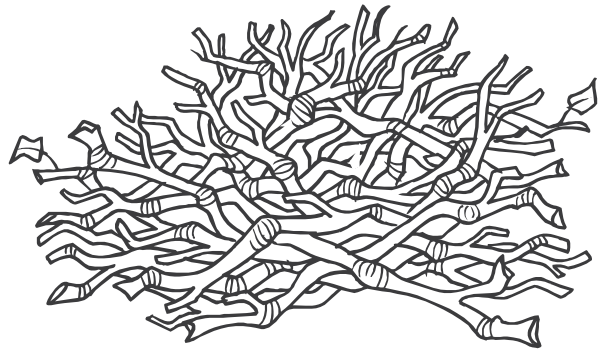
star




stamp



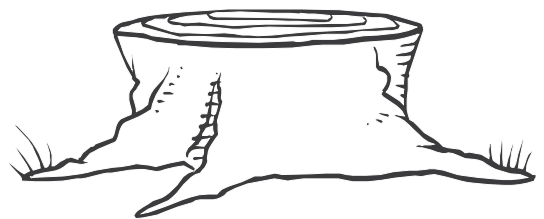
stool




sticks



steps



stump




swan



swing



sweep



swim




switch




swirls




trumpet



trunk




truck




tray



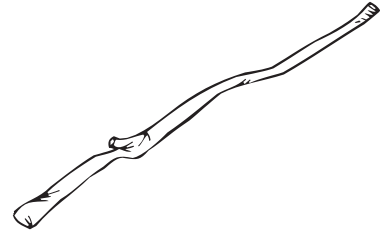
tree



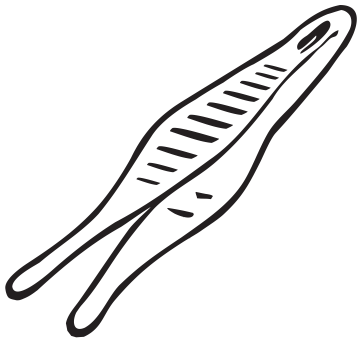
tractor



*tw***ins**




*tw***ig**




*tw***eezers**



*tw***elve**



*tw***ist**



*tw***ine**

N.S.W. Foundation

bl

br

cl

cr

dr

fl

fr

gl

gr

N.S.W. Foundation

pl

pr

sc

sk

sl

sm

sn

sp

st

sw

tr

tw

Victorian Cursive

bl

br

cl

cr

dr

fl

fr

gl

gr

Victorian Cursive

rd

rr

sc

sk

sl

sm

sn

sr

st

sw

tr

tw

Queensland Beginners

bl

br

cl

cr

dr

fl

fr

gl

gr

Queensland Beginners

pl

pr

sc

sk

sl

sm

sn

sp

st

sw

tr

tw

‘Classroom Display ~ Blends’ is an excellent resource to be used in making classroom displays for re-inforcing the recognition of blends.

- * The display pages can be enlarged, coloured by the students or laminated to produce an eye-catching classroom feature. These can then be used as a teaching tool and to re-inforce the recognition of blends within words.
- * The picture and sound cards can also be used for individual, group or class activities such as Bingo or Concentration or to make flash cards.
- * There are pages which contain N.S.W. Foundation, Victorian Cursive and Queensland Beginners fonts. These will allow the teacher to modify the font to suit their own state.

This book is suitable for the following grades in different states.

	NSW	ACT	VIC	TAS	WA	NT	SA	QLD	NZ	
K, Prep										
1	✓	✓	✓	✓						LOWER
2					✓	✓	✓	✓	✓	
3										MIDDLE
4										
5										UPPER
6										
7										

Burrabooks publications are written by Australian teachers who have had extensive classroom experience.

For more information visit:

www.burrabooks.com.au



BURRABOOKS

www.burrabooks.com.au
mail@burrabooks.com.au