

CLASSROOM DISPLAY

NUMBERS 1 to 20



Easy and Effective

CLASSROOM DISPLAY

NUMBERS 1 to 20



Classroom Display - Numbers 1 to 20

written by Louise and Greg Porich

© Burrabooks Pty Ltd.

First Published 2006

ABN 22 070 006 085

P. O. Box 611,

Moruya NSW 2537

Ph: 0244 742 355

Fax: 0244 742 399

www.burrabooks.com.au

All rights reserved.

COPYING FOR EDUCATIONAL PURPOSES

The purchaser of this book is granted permission by the publisher to make copies of the pages within the book, beyond their rights under the Australian Copyright Act 1968 (the Act), provided that the number of copies made does not exceed the number reasonably required for use in one classroom only; that copies are only made by photocopying and are not copied, stored or transmitted by any electronic or digital means; copies are not sold or lent. Copying of this book outside this licence may fall within the educational statutory licence under the Act.

COPYING FOR OTHER PURPOSES

Unless copying is specifically permitted by the educational statutory licence, the licence granted to the purchaser of this book or the fair dealing clause in the Act (for the purposes of study, research, criticism or review), no part of this book may be reproduced, stored in a retrieval system, transmitted in any form or by any means without prior written permission from the publisher.

Some images used with permission of Ron Leishman.

As with all Burrabooks publications every attempt is made to acknowledge copyright. Any infringements are purely coincidental and the publisher offers apologies where applicable.

ISBN 1 92098 216 7

BUR-4505



BURRABOOKS

www.burrabooks.com.au

mail@burrabooks.com.au




INTRODUCTION

The sheets in 'Classroom Display - Numbers 1 to 20' are designed to be used as classroom displays or for individual, group or class activities to re-inforce the recognition of numbers 1 to 20.

These pages can be used a number of different ways e.g.

- 1] Larger displays can be easily achieved by enlarging the pages to A3 size. The title and page numbers on the bottom of the page can be cut off first with a pair of scissors. These displays can be coloured to make them more appealing and laminated for durability.

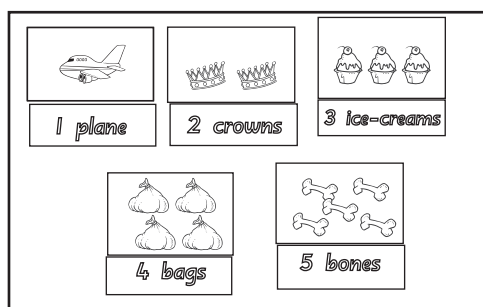
- 2] The large pictures at the start of the book can be used for classroom display as well as activity sheets for students (the pages which depict the numbers from 3 to 20 each contain one object which is visually different to the others) e.g. visual discrimination, 'Where's Wally?' type games, racing the clock etc.



- 3] These large pages can also be used as starting points for students to collect and cut-out pictures with the same number of objects and pasting them all onto a larger sheet.

- 4] The smaller picture and number cards can be coloured, displayed or used as a starting point for other games and classroom activities e.g.

- a) The students can colour and cut out each small picture. These can then be mixed up and sorted into different number groups then pasted together on a large sheet of paper e.g.



- b) Multiple copies of each page can be made and used to play a game of concentration. Students are placed into pairs or small groups and the picture cards (2 of each) are shuffled and placed face down on the desk. The students take it in turns to turn over a picture card. When they

can

match two cards they keep them. The person with the most pairs at the end of the game is the winner.

- c) One copy of each of the picture cards are shuffled and each student is dealt 4 to 6 cards



which

are placed face up in front of them. The teacher or a student calls out or holds up a card with a number on it. If the student has a picture with that many objects they place a counter on it. When they have all of their pictures covered they call out 'Bingo'.

- d) The pictures, numbers and numerals can be cut apart. The students have to match the word or number to the correct picture and paste it onto a piece of paper.


- e) The students can choose a number and paste it onto a large sheet of paper. They then find that correct number of pictures to match and paste around it.

- 5] The pages at the back of the book contain N.S.W., Queensland and Victorian scripts. These can be pasted over other pages in the book before photocopying in order to modify the font to match your state.




one

2




two

3



three

4



four

5



five

6




six

7




seven

8




eight

9












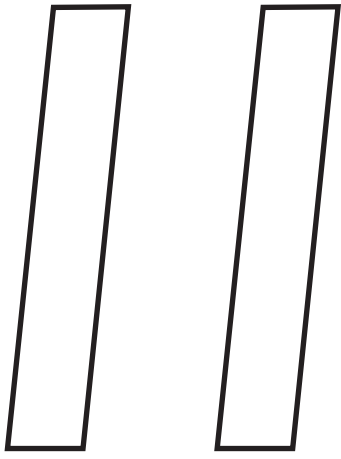


nine

10




ten




eleven

12



twelve

13




thirteen

14




fourteen

15




fifteen

16




sixteen

17



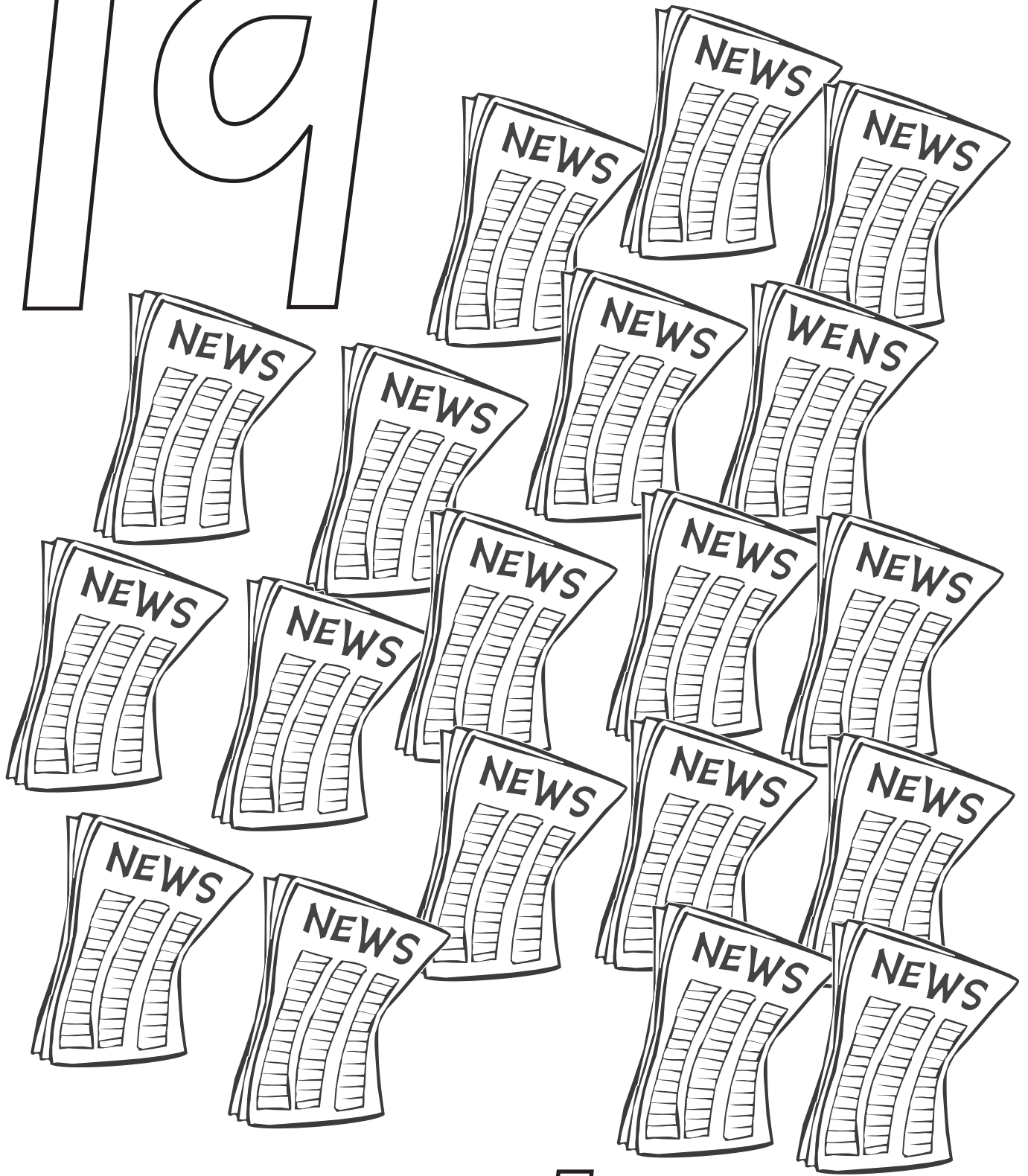
seventeen

18



eighteen

19



nineteen


20




twenty

1

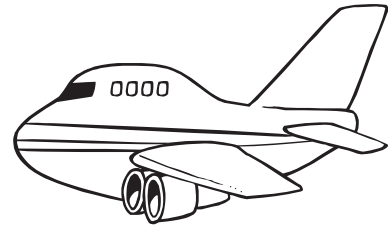
one




1 dog



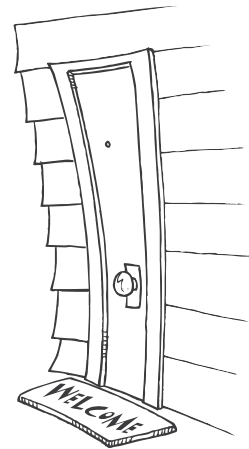
1 sun



1 plane




1 bed




1 door

2

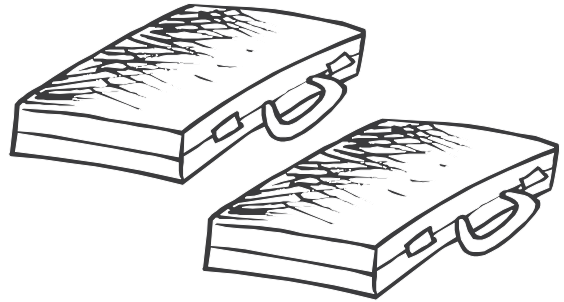
two



2 crowns



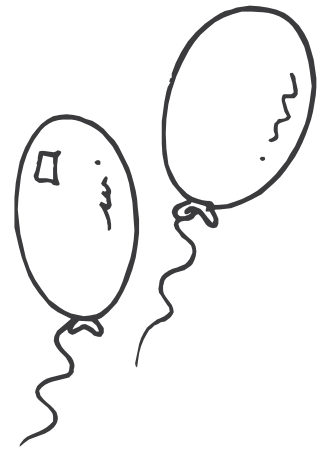
2 clouds



2 cases




2 books




2 balloons

3


three



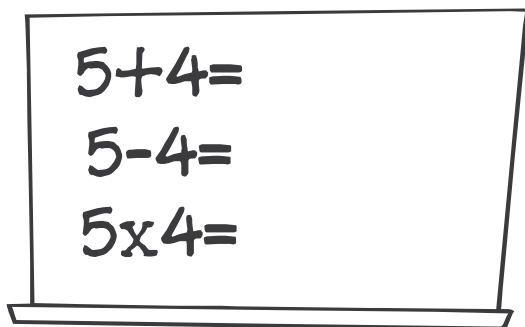
3 ice-creams




3 tomatoes



3 bins




3 sums




3 blocks

4


four



4 bags



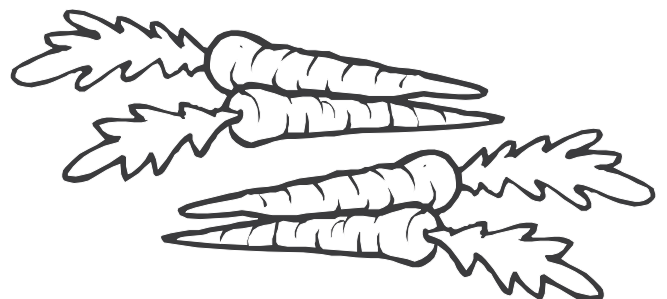
4 balls



4 eggs




4 bottles




4 carrots

5

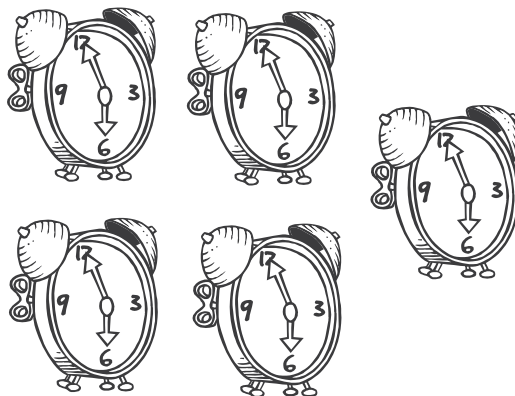
five



5 bones




5 butterflies



5 clocks



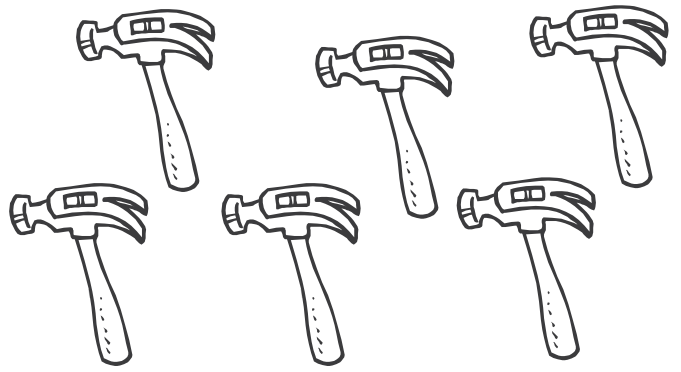
5 boxes



5 bricks

6


six




6 hammers



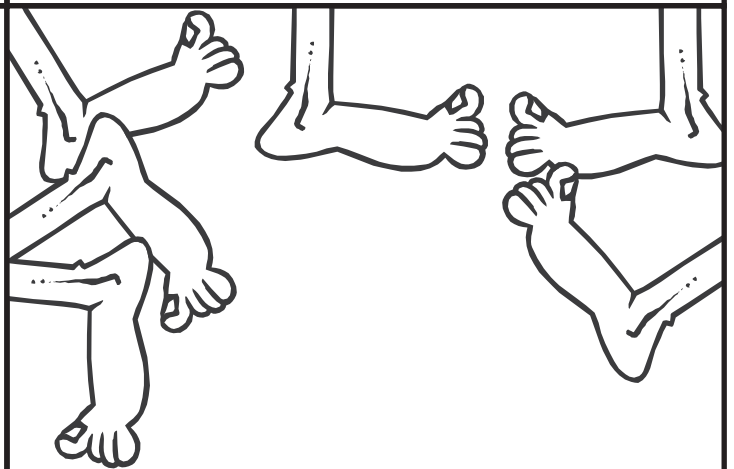
6 cups



6 pictures



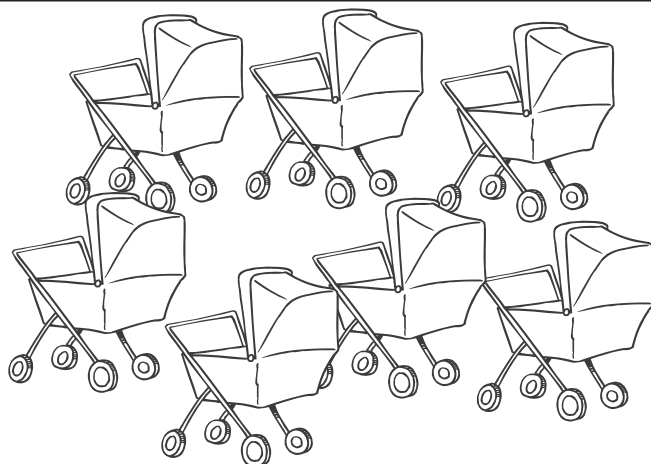
6 fires



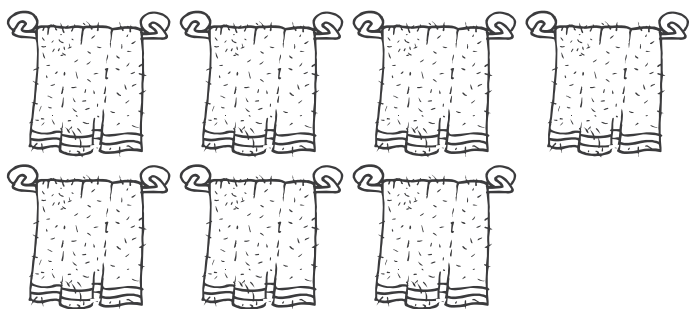
6 feet

7


seven



7 prams




7 towels



7 sacks




7 tins




7 pillows

8


eight




8 vases




8 webs



8 cars



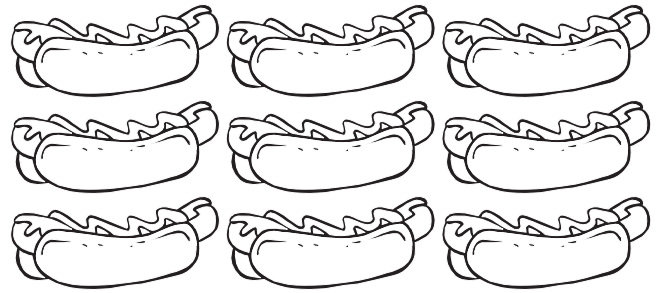
8 buckets



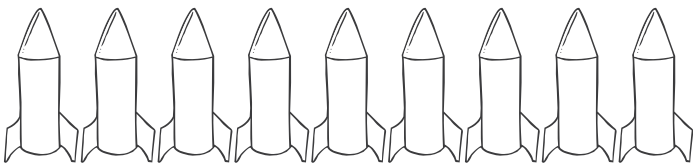
8 pots

9


nine




9 hot dogs



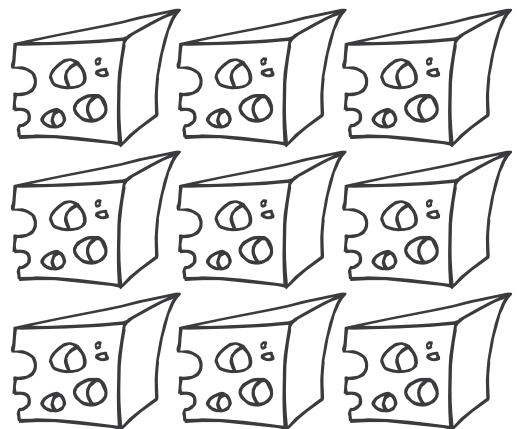
9 rockets



9 stars




9 ships



9 cheeses

10


ten



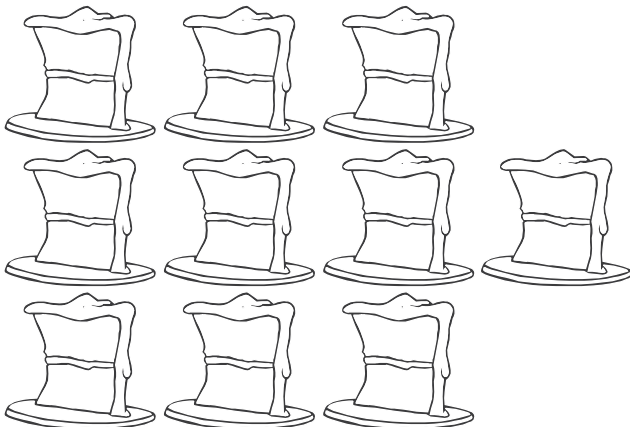
10 fish




10 bowls



10 trucks




10 cakes



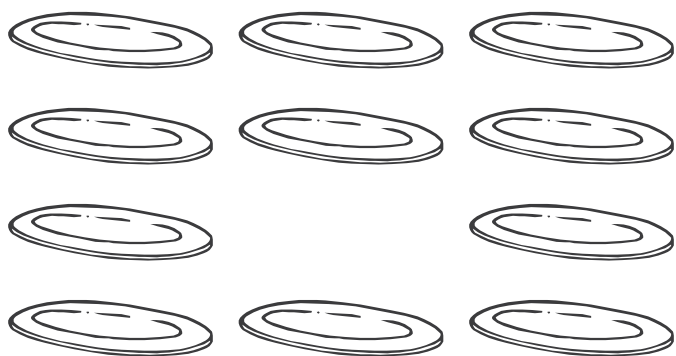
10 potatoes

11


eleven




11 flowers




11 plates



11 apples




11 pens



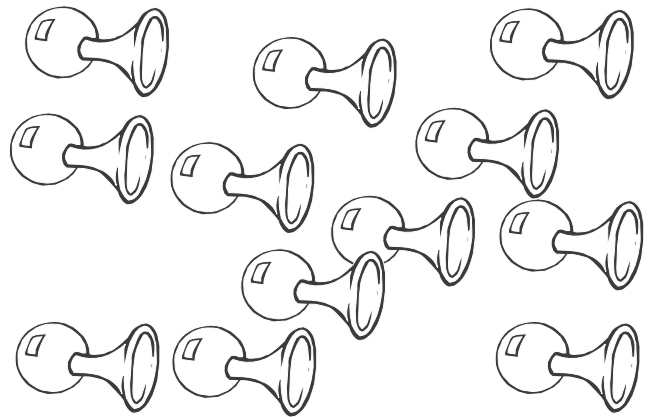
11 lights

12



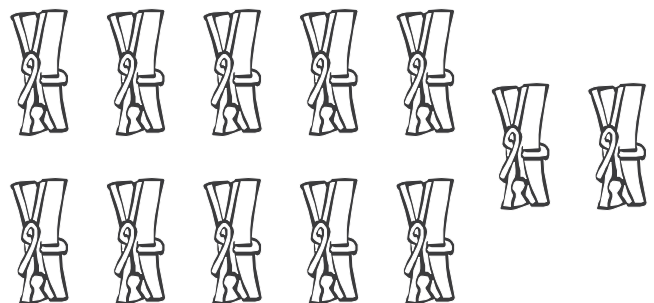

12 cartons

twelve



12 bananas


12 horns




12 chairs

12 pegs


13




13 bags




13 cars



13 jugs

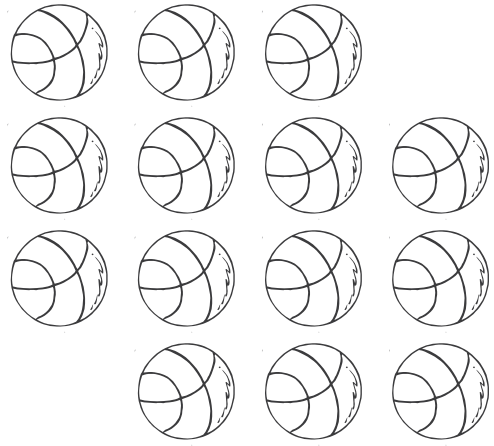


13 knives



13 cans


14




14 balls



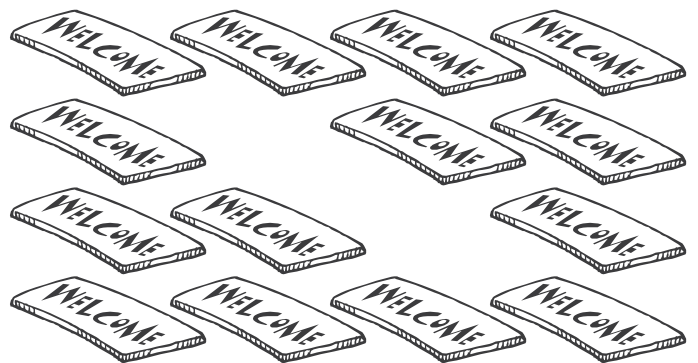
14 stars



14 barrels




14 spanners




14 mats

15


fifteen




15 buckets




15 cups



15 stoves




15 dice




15 blocks

16

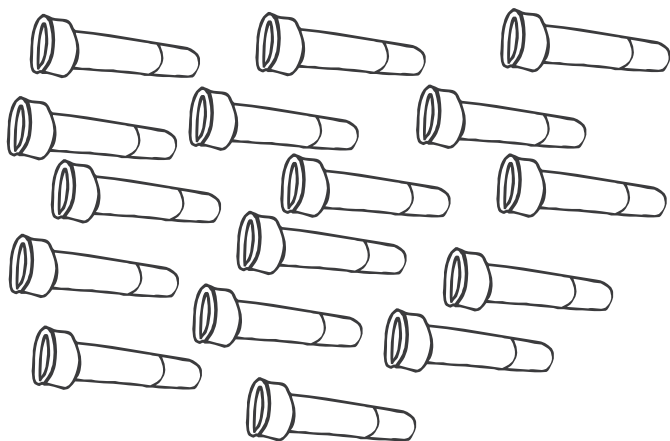
sixteen



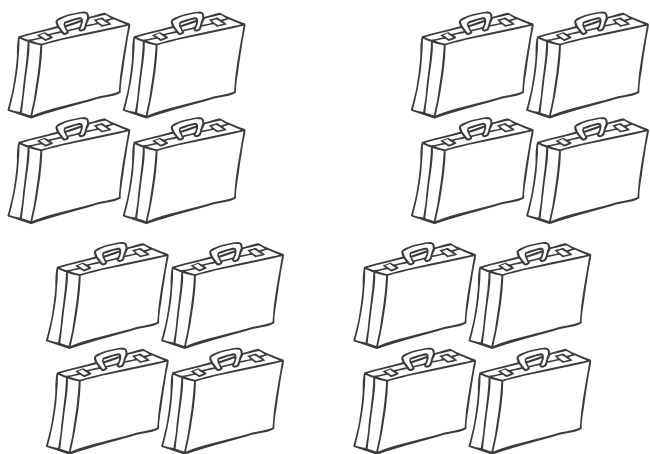
16 cans




16 clouds



16 torches



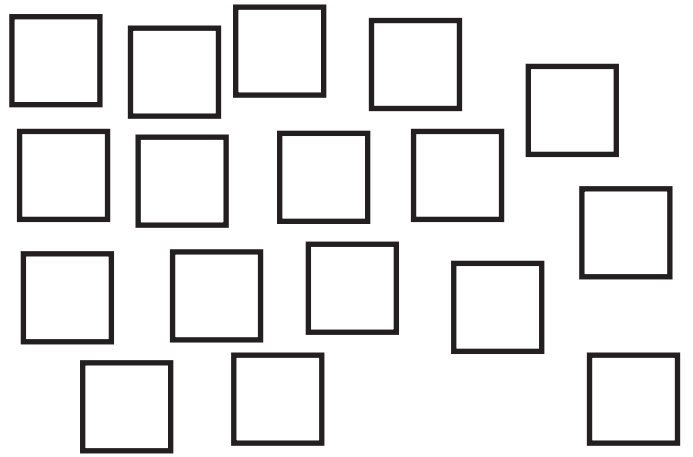
16 bags




16 books

17


seventeen



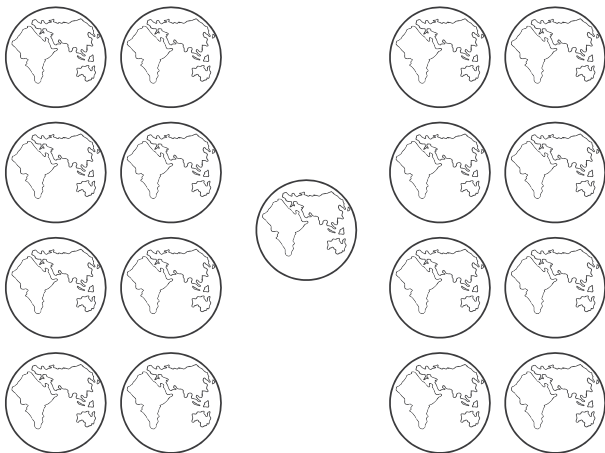
17 squares




17 flowers



17 stars



17 globes



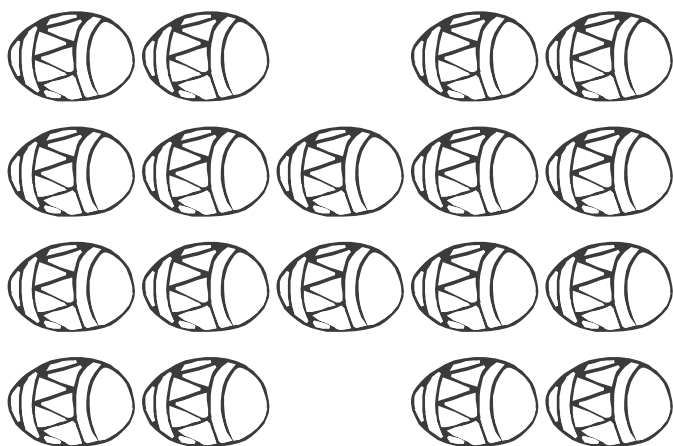
17 pots

18


eighteen



18 cakes




18 eggs



18 butterflies



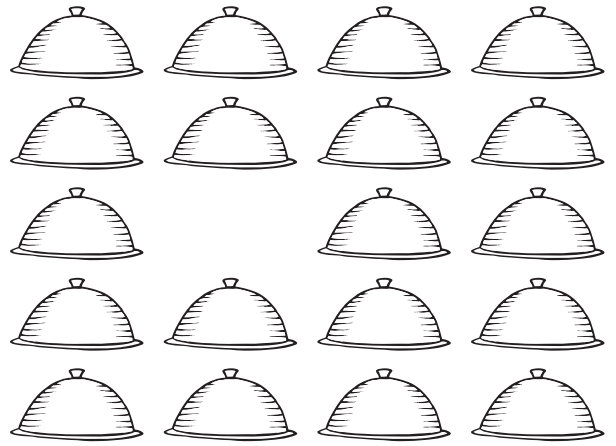
18 pots



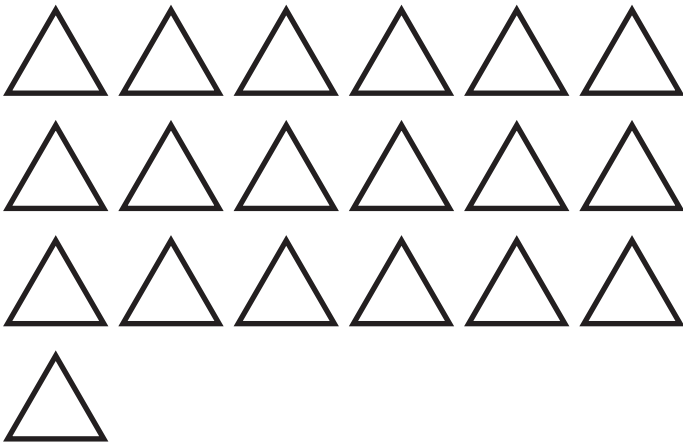
18 circles

19


nineteen




19 dishes




19 triangles



19 books



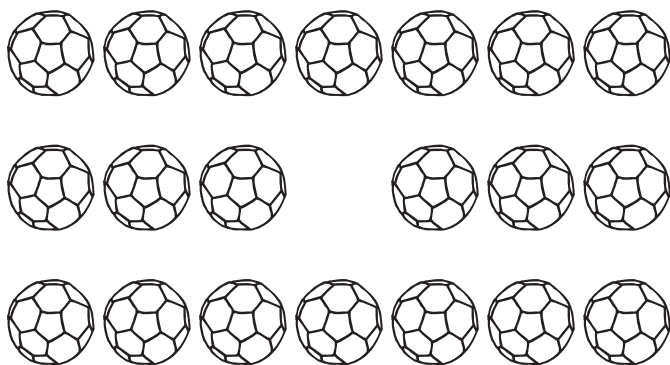
19 bowls




19 pigs

20


twenty



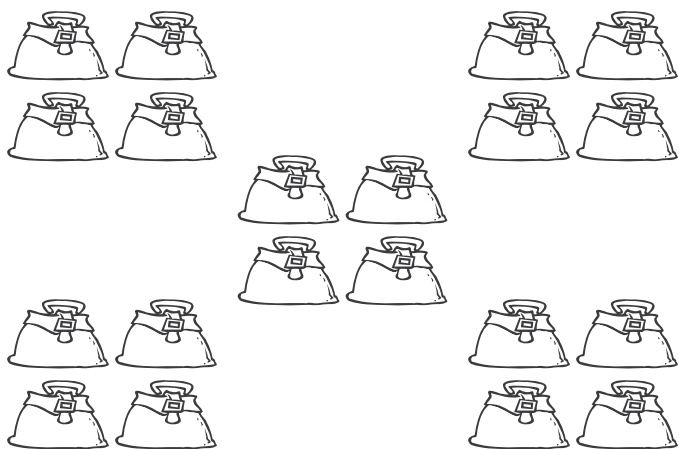
20 balls



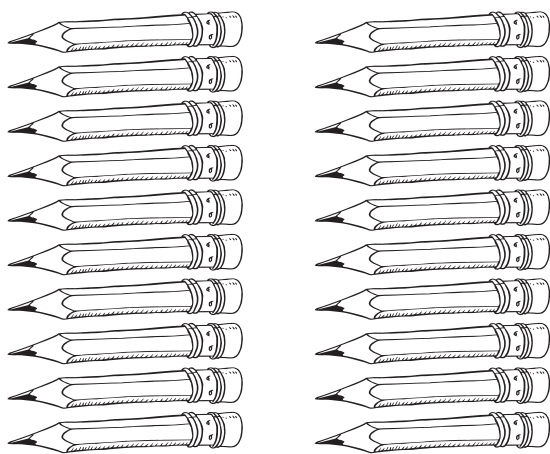
20 pumpkins



20 mice



20 bags



20 pencils

1

1	2	3	4	5
6	7	8	9	10

one

2

1	2	3	4	5
6	7	8	9	10

two

3

1	2	3	4	5
6	7	8	9	10

three

4

1	2	3	4	5
6	7	8	9	10

four

5

1	2	3	4	5
6	7	8	9	10

five

6

1	2	3	4	5
6	7	8	9	10

six

7

1	2	3	4	5
6	7	8	9	10

seven

8

1	2	3	4	5
6	7	8	9	10

eight

9

1	2	3	4	5
6	7	8	9	10

nine

10

1	2	3	4	5
6	7	8	9	10

ten

1

one

2

two

3

three

4

four

5

five

6

six

7

seven

8

eight

9

nine

10

ten

11

1	2	3	4	5	6	7	8	9	10
11	12	13	14	15	16	17	18	19	20

eleven

12

1	2	3	4	5	6	7	8	9	10
11	12	13	14	15	16	17	18	19	20

twelve

13

1	2	3	4	5	6	7	8	9	10
11	12	13	14	15	16	17	18	19	20

thirteen

14

1	2	3	4	5	6	7	8	9	10
11	12	13	14	15	16	17	18	19	20

fourteen

15

1	2	3	4	5	6	7	8	9	10
11	12	13	14	15	16	17	18	19	20

fifteen

16

1	2	3	4	5	6	7	8	9	10
11	12	13	14	15	16	17	18	19	20

sixteen

17

1	2	3	4	5	6	7	8	9	10
11	12	13	14	15	16	17	18	19	20

seventeen

18

1	2	3	4	5	6	7	8	9	10
11	12	13	14	15	16	17	18	19	20

eighteen

19

1	2	3	4	5	6	7	8	9	10
11	12	13	14	15	16	17	18	19	20

nineteen

20

1	2	3	4	5	6	7	8	9	10
11	12	13	14	15	16	17	18	19	20

twenty

11

eleven

12

twelve

13

thirteen

14

fourteen

15

fifteen

16

sixteen

17

seventeen

18

eighteen

19

nineteen

20

twenty

1

2

3

4

5

6

7

8

9

10

11

12

13

14

15





















16


















17

18

19

20





Number Words

one

two

three

four

five

six

seven

eight

nine

ten

eleven

twelve

thirteen

fourteen

fifteen


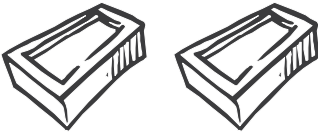








sixteen






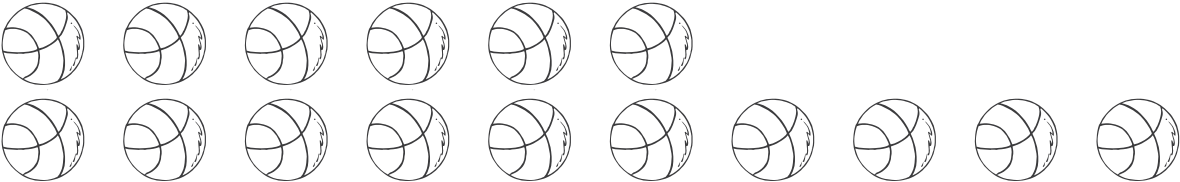
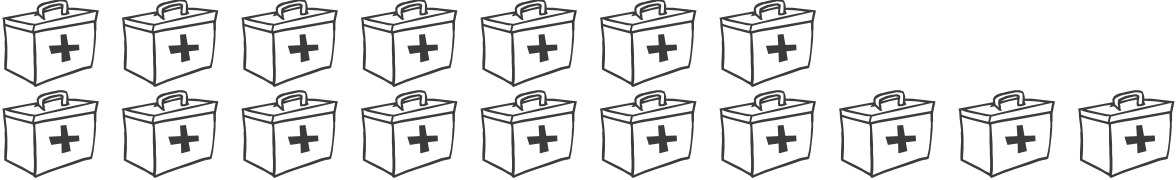



seventeen

eighteen

nineteen

twenty

1	
2	
3	
4	
5	
6	
7	
8	
9	
10	

11	
12	
13	
14	
15	
16	
17	
18	
19	
20	

1

2

3

4

5

6

7

8

9

10

11

12

13

14

15


16

17

18

19

20



1st	first
-----	-------

4th	fourth
-----	--------


2nd	second
-----	--------

5th	fifth
-----	-------

3rd	third
-----	-------

6th	sixth
-----	-------

1	one	1st
2	two	2nd
3	three	3rd
4	four	4th
5	five	5th
6	six	6th
7	seven	7th
8	eight	8th
9	nine	9th
10	ten	10th



1st	first
-----	-------


4th	fourth
-----	--------

2nd	second
-----	--------

5th	fifth
-----	-------

3rd	third
-----	-------

6th	sixth
-----	-------



1st	first
-----	-------


4th	fourth
-----	--------

2nd	second
-----	--------

5th	fifth
-----	-------

3rd	third
-----	-------

6th	sixth
-----	-------



4th	fourth
-----	--------


5th	fifth
-----	-------








6th	sixth
-----	-------

1st	first
-----	-------

2nd	second
-----	--------

3rd	third
-----	-------




















1 one	2 two
3 three	4 four
5 five	6 six
7 seven	8 eight
9 nine	10 ten

11 eleven	12 twelve
13 thirteen	14 fourteen
15 fifteen	16 sixteen
17 seventeen	18 eighteen
19 nineteen	20 twenty

N.S.W. Foundation



Victorian Modern Cursive

1 one	2 two
3 three	4 four
5 five	6 six
7 seven	8 eight
9 nine	10 ten

11

eleven

12

twelve

13

thirteen

14

fourteen

15

fifteen

16

sixteen

17

seventeen

18

eighteen










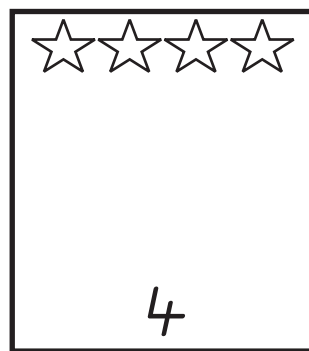

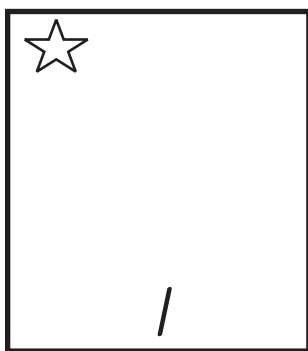
19

nineteen

20

twenty














Victorian Modern Cursive



1 one	2 two
3 three	4 four
5 five	6 six
7 seven	8 eight
9 nine	10 ten

11 eleven	12 twelve
13 thirteen	14 fourteen
15 fifteen	16 sixteen
17 seventeen	18 eighteen
19 nineteen	20 twenty

Queensland Beginners



‘Classroom Display ~ Numbers 1 to 20’ is an excellent resource to be used in making classroom displays for re-inforcing the recognition of numbers 1 to 20.

- * The display pages can be enlarged, coloured by the students or laminated to produce an eye-catching classroom feature that will attract your student’s attention.
- * The smaller pictures and number cards can also be used for individual, group or class activities such as Bingo or Concentration or to make flash cards.
- * There are pages which contain N.S.W. Foundation, Victorian Cursive and Queensland Beginners fonts.

This book is suitable for the following grades in different states.

	NSW	ACT	VIC	TAS	WA	NT	SA	QLD	NZ
K, Prep	✓	✓	✓	✓					
1					✓	✓	✓	✓	✓
2									
3									
4									
5									
6									
7									

LOWER MIDDLE UPPER

Burrabooks publications are written by Australian teachers who have had extensive classroom experience.

For more information visit:

www.burrabooks.com.au



BURRABOOKS

www.burrabooks.com.au
mail@burrabooks.com.au