


CRAFTY

SINGLE SOUNDS



Crafty Single Sounds

written by Louise and Amy Porich

© Burrabooks Pty Ltd.

First Published 2016

ABN 22 070 006 085

P. O. Box 611

Moruya NSW 2537

Ph: 02 4474 2355

Fax: 02 4474 2399

www.burrabooks.com.au

All rights reserved.

COPYING FOR EDUCATIONAL PURPOSES

The purchaser of this book may make photocopies of pages under an educational statutory licence held under the Australian Copyright Act 1968 (the Act). The purchaser should contact the Copyright Agency Limited (CAL) regarding remuneration and all other matters relating to an educational statutory licence:

Copyright Agency Limited

Level 15, 233 Castlereagh Street

Sydney NSW 2000

Telephone: (02) 9394 7600 Facsimile: (02) 9384 7601

Email: info@copyright.com.au

COPYING FOR OTHER PURPOSES

Unless copying is specifically permitted by the educational statutory licence, or permitted by the fair dealing clause in the Act (for the purposes of study, research, criticism or review), no part of this book may be reproduced, stored in a retrieval system, transmitted in any form or by any means without prior written permission from the publisher.

Some images used with permission of Ron Leishman.

Visit www.toonaday.com for more information.

As with all Burrabooks publications every attempt is made to acknowledge copyright. Any infringements are purely coincidental and the publisher offers apologies where applicable.

ISBN: 978-1-922234-16-2

www.burrabooks.com.au

Find us on 

BUR-2006

BURRA
 **BOOKS**




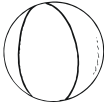






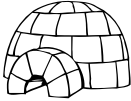









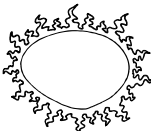




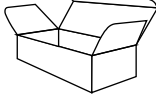


Introduction

‘Crafty Single Sounds’ has craft activities for each letter in the alphabet.

*Activities include - tracing, colouring, cutting and pasting and circling the correct sounds.

*The activities use basic materials that are available in every classroom.

*The craft activities are a fun way to reinforce the letters of the alphabet.


 apple	 ball	 cat	 dog	 egg	 fish	 goat
 hat	 igloo	 jug	 key	 leaf	 man	 net
 orange	 pot	 quilt	 ring	 sun	 top	 umbrella
 van	 wall	 box	 yacht	 zebra		

Aa

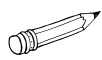
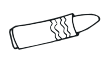

 Trace the **a** sounds.










 Colour in the ambulance.

 Trace the **a** sounds in the sentence.

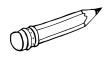


Animals in **an** ambulance.

-  Trace the **a** sounds.
-  Colour the animal pictures.
-  Cut them out and paste them in and around the ambulance.



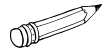
Bb




Trace the **b** sounds.



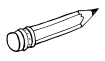
Use a cotton bud dipped in paint to print a pattern on the boomerang.



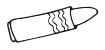
Trace the **b** sounds in the sentence.




Bees near a boomerang.



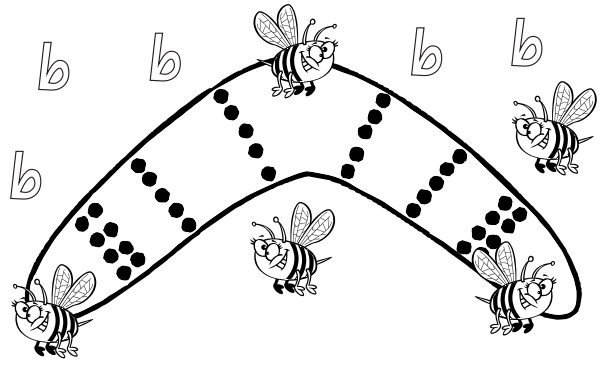
Trace the **b** sounds.



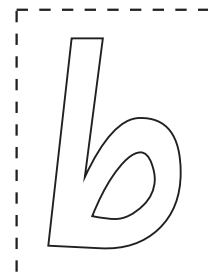


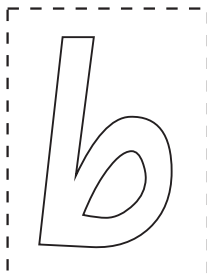






Colour the bees.



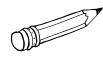
Cut them out and paste them on or around the boomerang.



Bees near a boomerang.



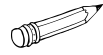
Cc




Trace the **c** sounds.



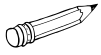
Paint the cat and use a stick to scratch marks to look like fur.



Trace the **c** sounds in the sentence.




Caterpillars crawling near a cat.




Trace the **c** sounds.



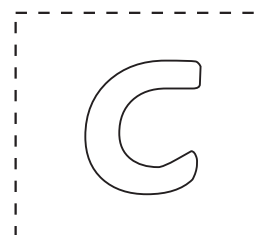
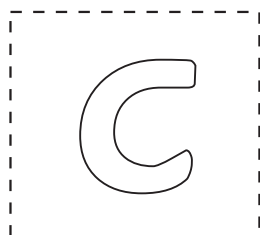
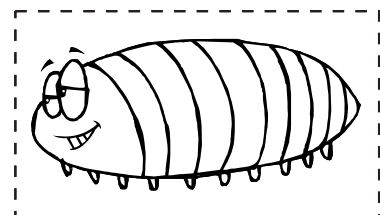
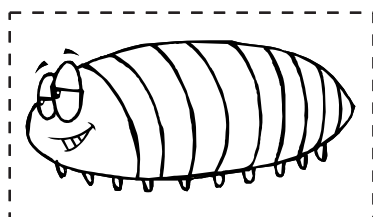
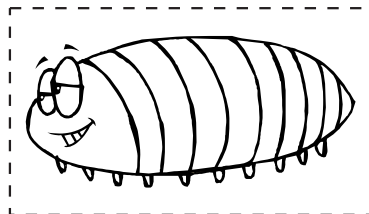
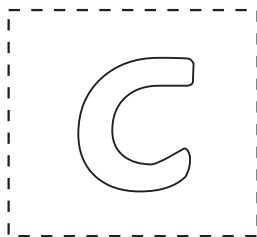
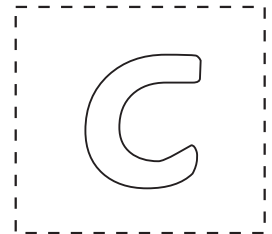
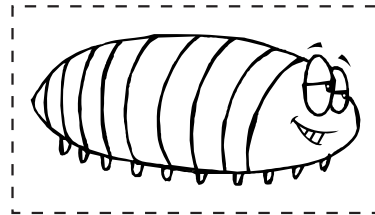
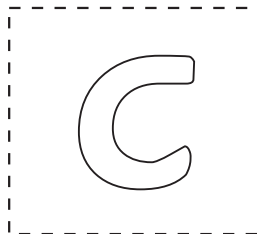
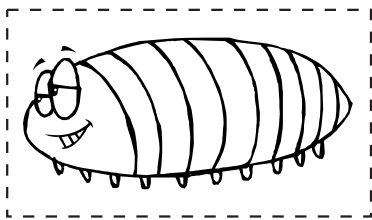
Use a fingertip dipped in paint to print the caterpillars.



Cut them out and paste them on or around the cat.




Caterpillars crawling near a cat.

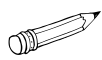
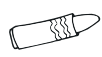




Dd

-  Trace the **d** sounds.
-  Colour in the dinosaur.
-  Trace the **d** sounds in the sentence.

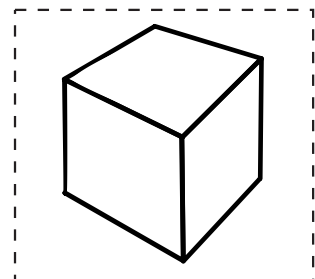

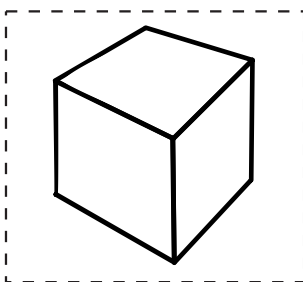
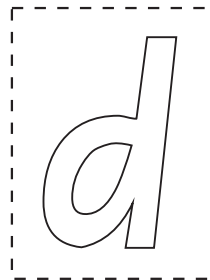

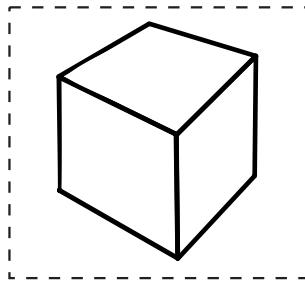
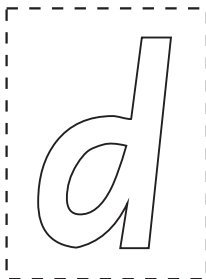
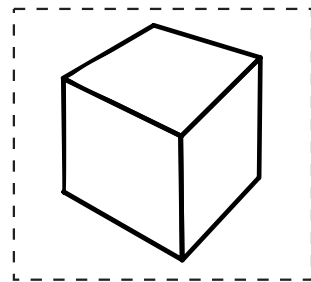

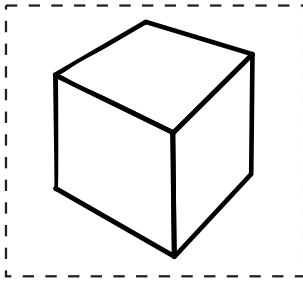


Dice around a **d**inosaur.

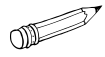
-  Trace the **d** sounds.
-  Draw dots on the dice.
-  Cut them out and paste them around the dinosaur.



Dice around a dinosaur.



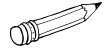
Ee




Trace the **e** sounds.



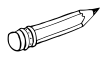
Paint the elephant and while wet draw marks with the end of a paintbrush.



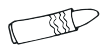
Trace the **e** sounds in the sentence.




Eggs on an **e**lephant.




Trace the **e** sounds.



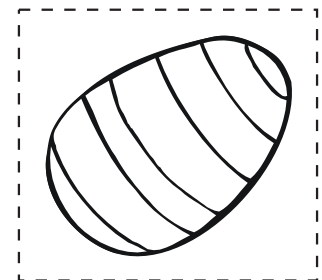
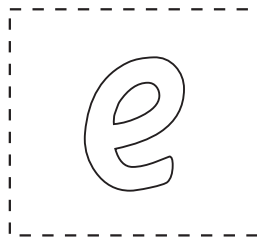
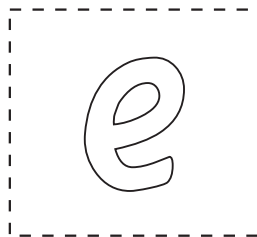
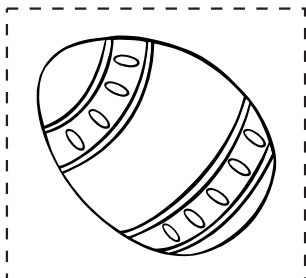
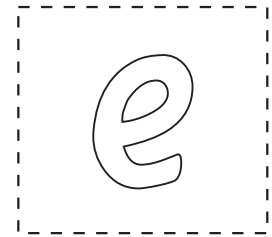

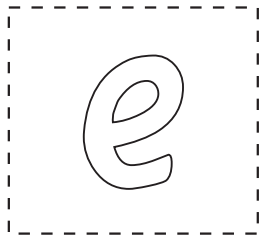

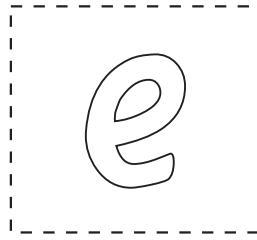
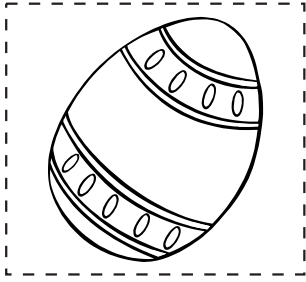
Colour the patterns on the Easter eggs.







Cut them out and paste them on and around the elephant.




Eggs on an elephant.



Ff


-  Trace the **f** sounds.
-  Colour the seaweed, starfish and rocks with crayon.
-  Paint over with a watery blue wash.
-  Trace the **f** sounds in the sentence.




Five fish in a fish bowl.











 Trace the **f** sounds.

 Colour the fish.

 Cut them out and paste
in the fish bowl.



Five fish in a fish bowl.






Gg

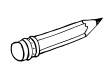
 Trace the **g** sounds.

 Colour in the girls.

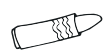
 Trace the **g** sounds in the sentence.



Girls with **g**uitars.




Trace the **g** sounds.













Colour the guitars.



Cut them out and paste around the girls.



Girls with guitars.






Hh




 Trace the **h** sounds.


 Colour in the hens.

 Trace the **h** sounds in the sentence.



Happy hens wear hats.

-  Trace the **h** sounds.
-  Colour the hats.
-  Cut them out and paste on and around the hens.



Happy **h**ens wear hats.

A large rectangular area containing nine dashed boxes for cutting and pasting. The boxes are arranged in three rows and three columns:

- Row 1: A dashed box containing the letter 'h', a dashed box containing the letter 'h', and a dashed box containing a hat.
- Row 2: A dashed box containing the letter 'h', a dashed box containing a hat, and a dashed box containing the letter 'h'.
- Row 3: A dashed box containing a hat, a dashed box containing the letter 'h', and a dashed box containing the letter 'h'.




 Trace the **i** sounds.




 Colour the igloo with white crayon.


 Paint over with a light grey wash. When dry use a cotton bud dipped in white paint to print snowflakes.

 Trace the **i** sounds in the sentence.


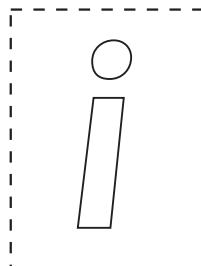
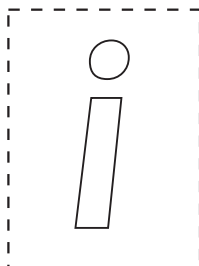


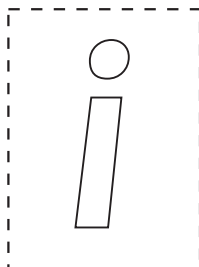
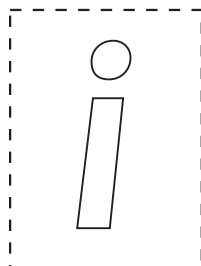

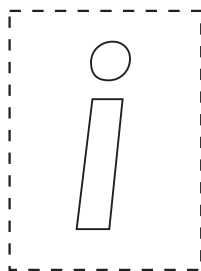



Insects near an **i**gloo.




-  Trace the **i** sounds.
-  Colour the insects.
-  Cut them out and paste around the igloo.






Insects near an igloo.

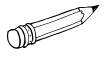


Jj

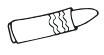
-  Trace the **j** sounds.
-  Colour the jeans, jumpers and the people.
-  Trace the **j** sounds in the sentence.




Jellybeans on jumpers and jeans.



Trace the **j** sounds.



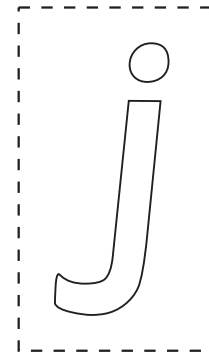
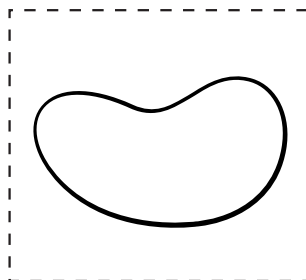
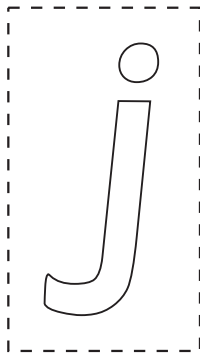
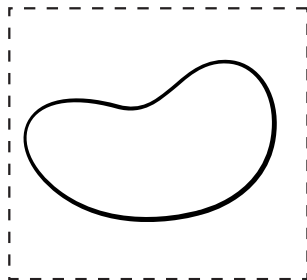
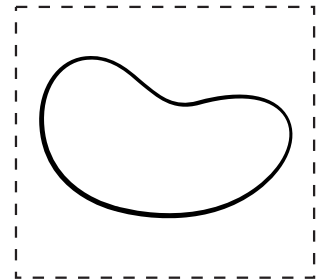
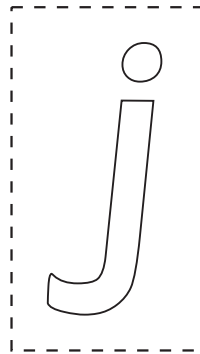
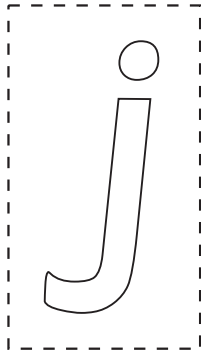
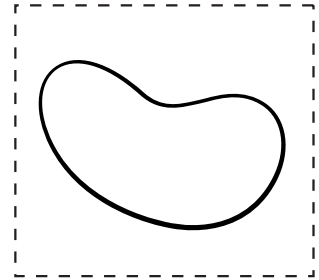
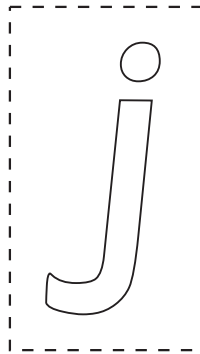

Colour the jellybeans in bright colours.






Cut them out and paste them on and around the jeans and jumpers.




Jellybeans on jumpers and jeans.

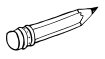


Kk

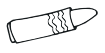
-  Trace the **k** sounds.
-  Colour the koala and background.
-  Trace the **k** sounds in the sentence.




A koala watching kites.




Trace the **k** sounds.




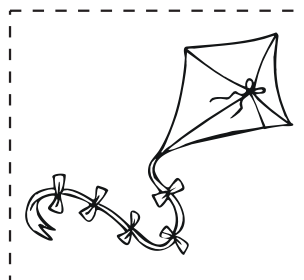


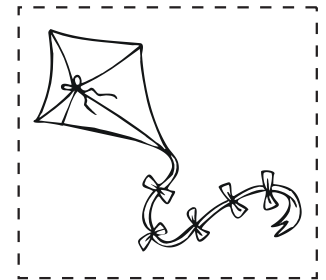


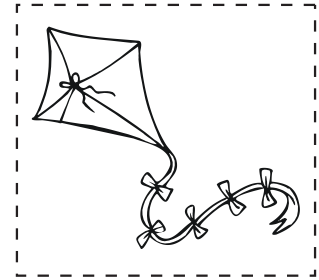


Colour the kites.



Cut them out and paste around the koala.



A koala watching kites.



L l




Trace the l sounds.



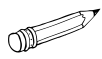
Colour the leaves.



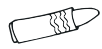
Trace the l sounds in the sentence.




Ladybeetles like leaves.




Trace the **l** sounds.





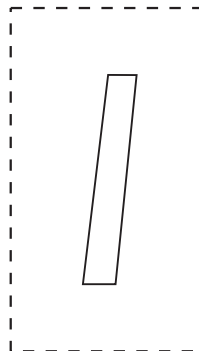
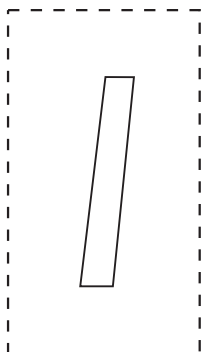
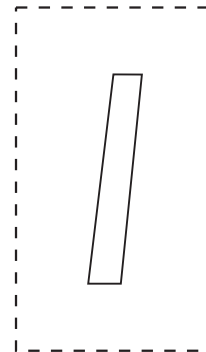
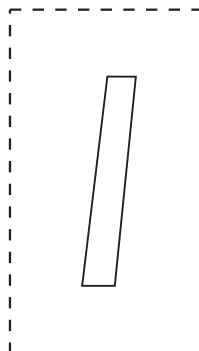


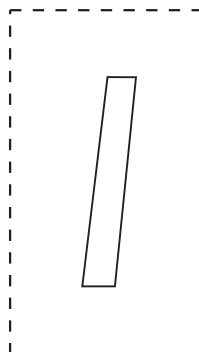

Colour the ladybeetles.



Cut them out and paste on
and around the leaves.



Ladybeetles like leaves.



Mm






Trace the **m** sounds.



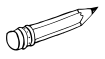
Colour the mushrooms.



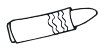
Trace the **m** sounds in the sentence.




Mice on mushrooms.




Trace the **m** sounds.













Colour the mice.



Cut them out and paste on
and around the mushrooms.



Mice on mushrooms.



Nn




Trace the **n** sounds.



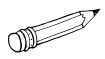
Colour the nest.



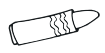
Trace the **n** sounds in the sentence.




Nine nuts in a nest.



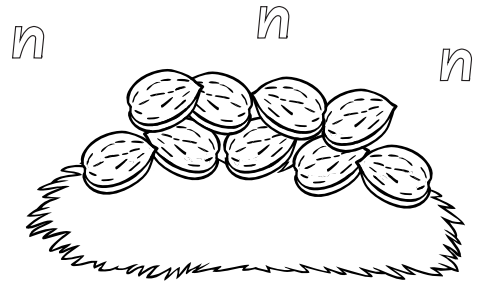
Trace the **n** sounds.





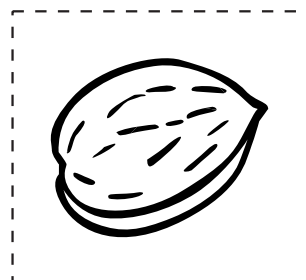





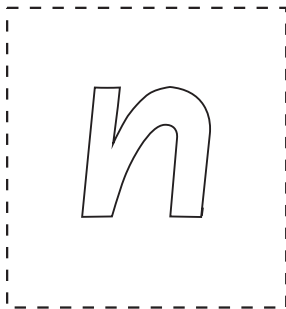

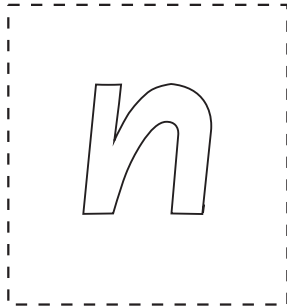

Colour the nuts.

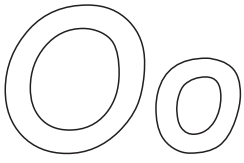


Cut them out and paste in
and around the nest.



Nine nuts in a nest.

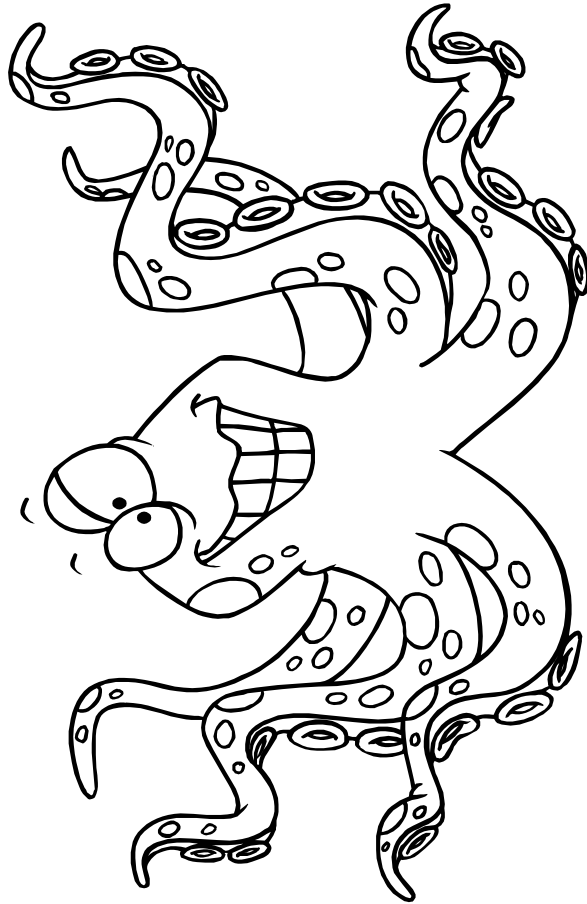




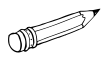
 Trace the **o** sounds.

 Colour the octopus.

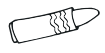
 Trace the **o** sounds in the sentence.




Olly **o**ctopus **l**oves **o**ranges.



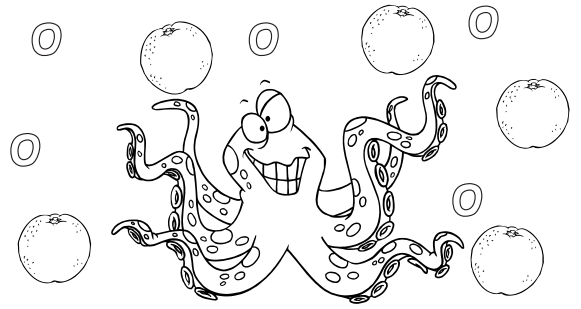
Trace the **o** sounds.



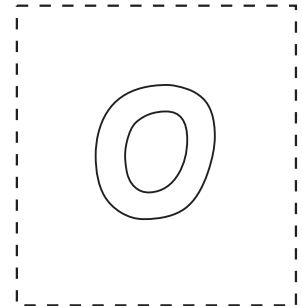
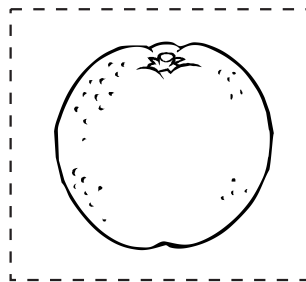
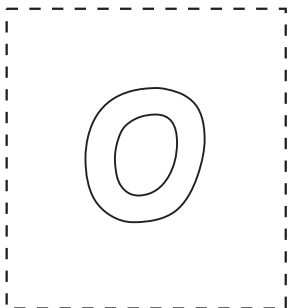
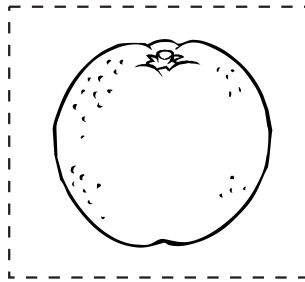
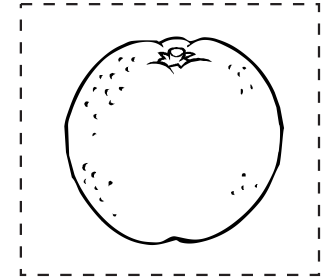
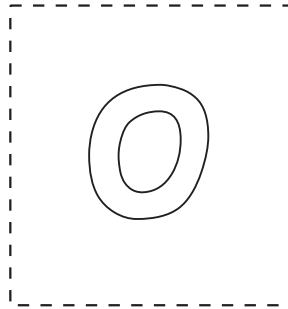
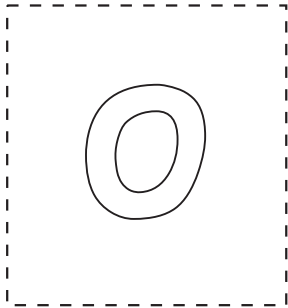
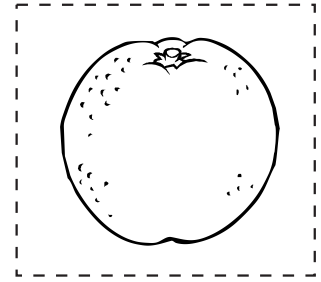
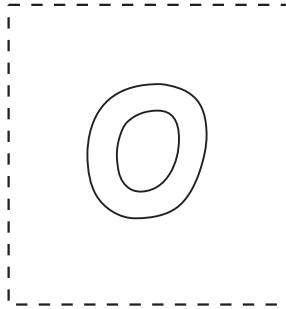

Colour the oranges.



Cut them out and paste on
and around the octopus.



Olly **o**ctopus loves **o**ranges.





Pp

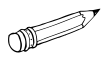
 Trace the **p** sounds.

 Colour the pigs pink.

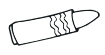
 Trace the **p** sounds in the sentence.




Pink pigs eat **p**ears and **p**ies.




Trace the **p** sounds.




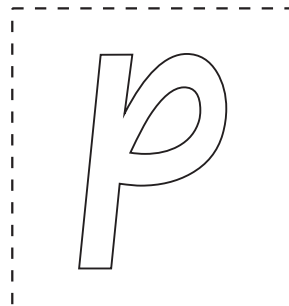


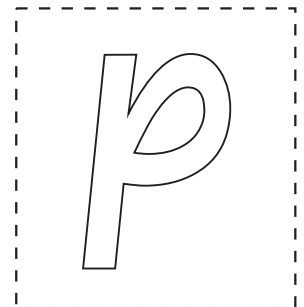
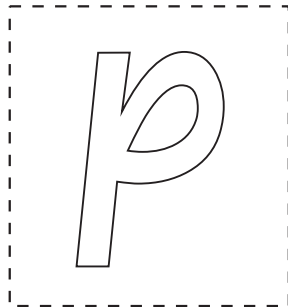


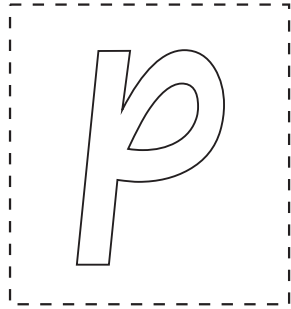

Colour the pears and pies.



Cut them out and paste around the pigs.



Pink pigs eat pears and pies.



Qq



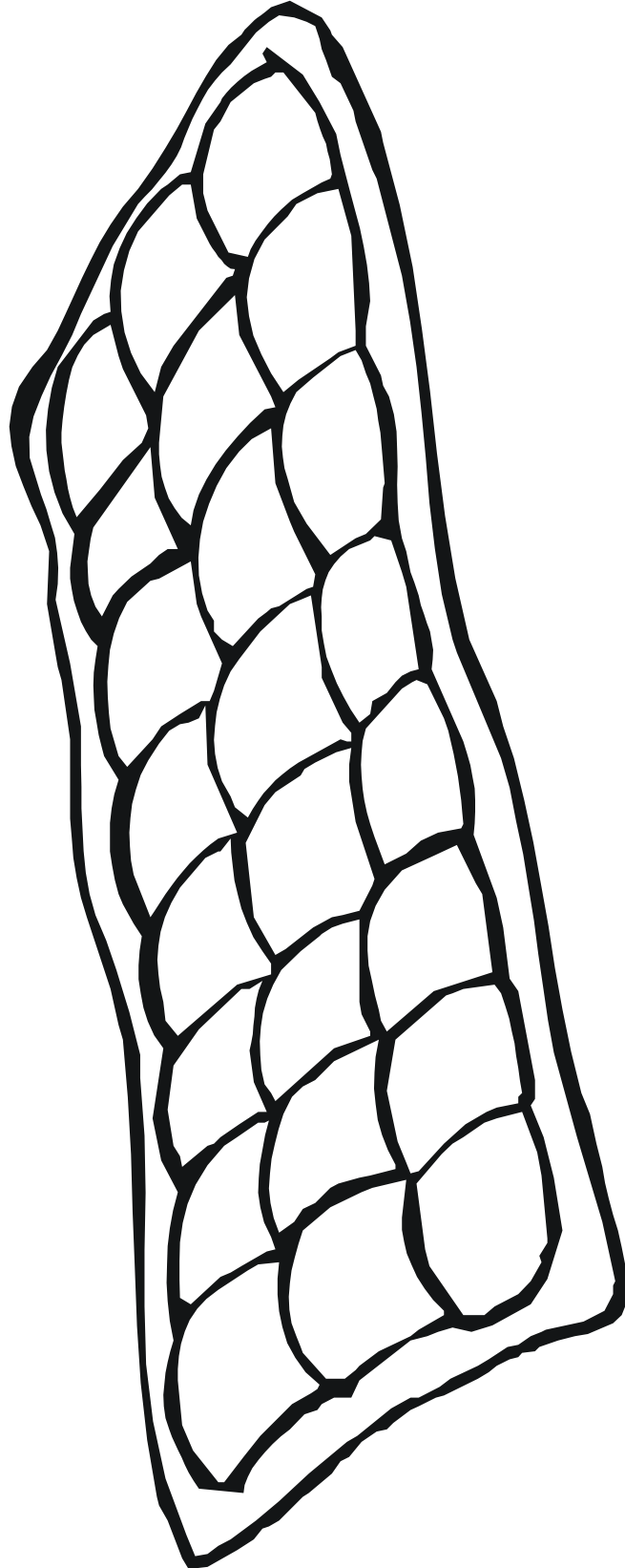
Trace the **q** sounds.



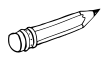
Colour and draw patterns on the quilt.



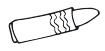
Trace the **q** sounds in the sentence.




Quads on a **q**uilt.




Trace the **q** sounds.












Colour the babies.



Cut them out and paste on and around the quilt.



Quads on a quilt.



Rr




Trace the **r** sounds.



Colour or draw patterns on the rug.




Trace the **r** sounds in the sentence.




Rabbits rest on a rug.

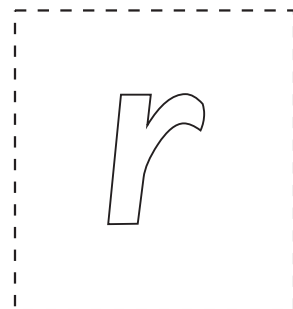





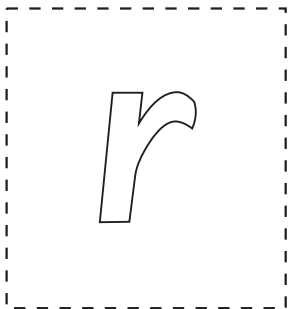



 Trace the **r** sounds.

 Colour the rabbits.

 Cut them out and paste on the rug.



Rabbits rest on a rug.




Ss

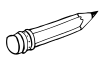
 Trace the **s** sounds.

 Colour the sun.

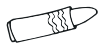
 Trace the **s** sounds in the sentence.




Six socks in the sun.



Trace the **s** sounds.



Colour the socks different colours.



Cut them out and paste around the sun.




S



S


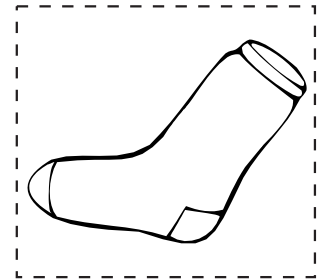
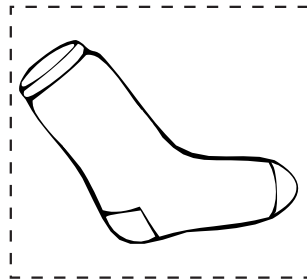


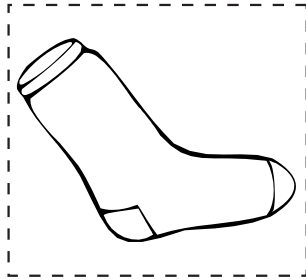



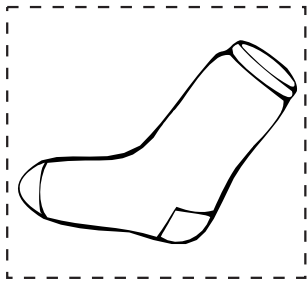
S



S



Six socks in the sun.



Tt




Trace the **t** sounds.



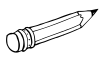
Colour the table.



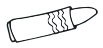
Trace the **t** sounds in the sentence.




Teddy bears on a table.




Trace the **t** sounds.













Colour the teddy bears.



Cut them out and paste them on and around the table.



Teddy bears on a table.



Uu



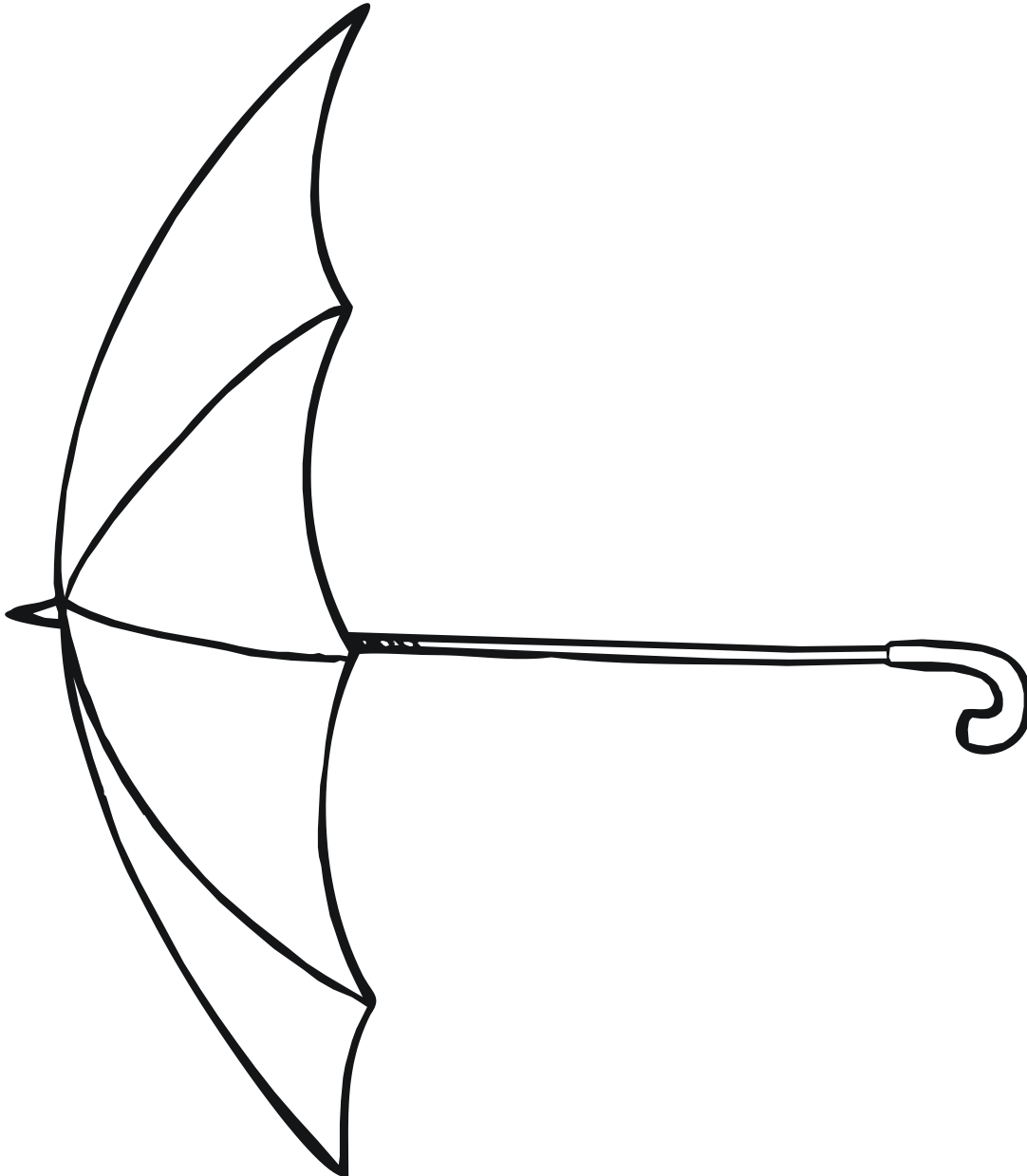
Trace the **u** sounds.



Draw patterns on the umbrella and colour.




Trace the **u** sounds in the sentence.




Uncles under an umbrella.











 Trace the **u** sounds.

 Colour the uncles.

 Cut them out and paste under and around the umbrella.



Uncles under an umbrella.



Vu



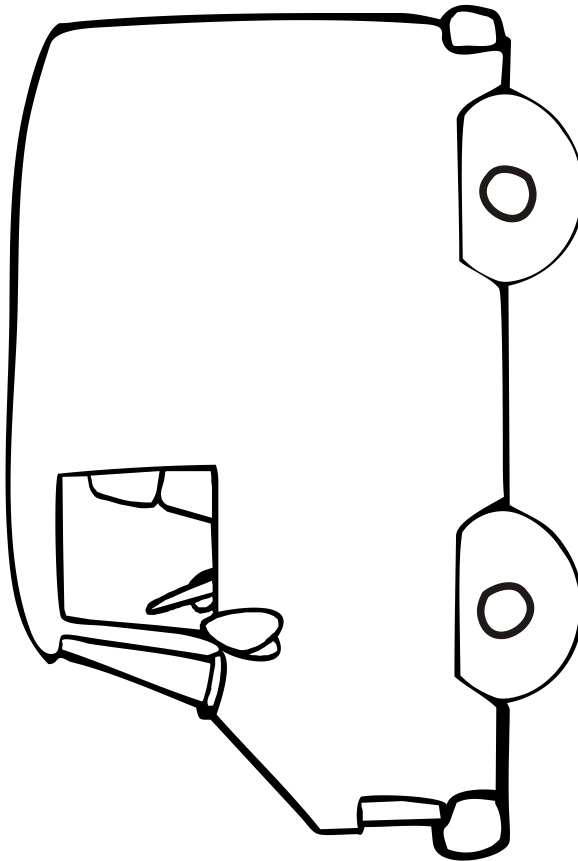
Trace the **v** sounds.



Colour the van.




Trace the **v** sounds in the sentence.

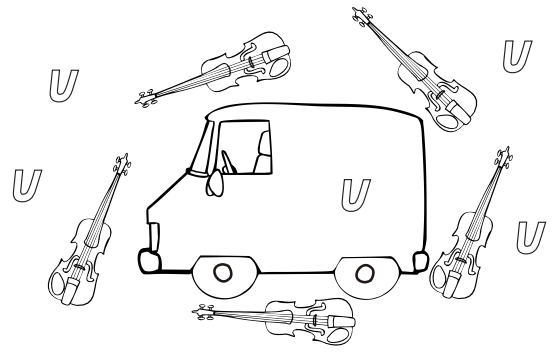


Violins near a van.











 Trace the **u** sounds.

 Colour the violins.

 Cut them out and paste on
and around the van.



Violins near a **u**an.



Ww




Trace the **w** sounds.



Colour the wallaby.




Trace the **w** sounds in the sentence.




A wallaby eats wiggly worms.



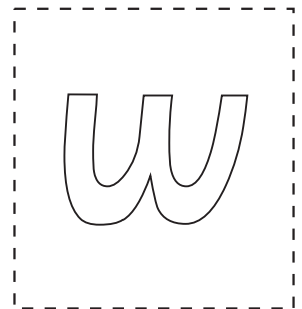







 Trace the **w** sounds.

 Colour the worms.

 Cut them out and paste around the wallaby.



A wallaby eats wiggly worms.



X x



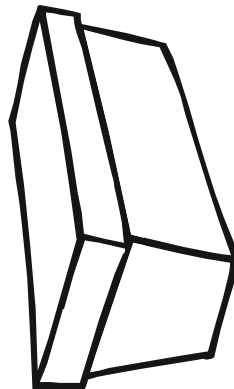
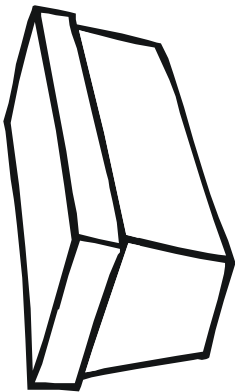
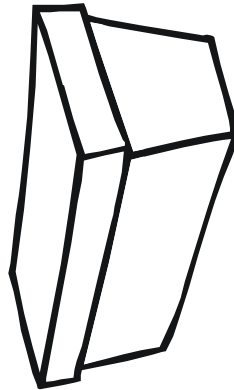
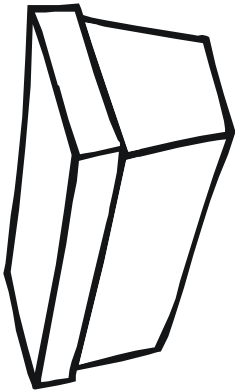
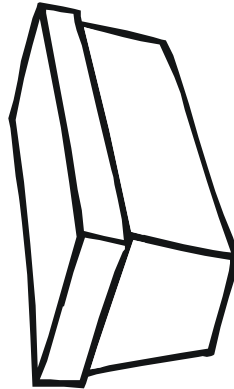
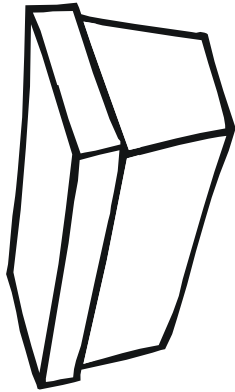
Trace the **x** sounds.



Colour the **boxes**.




Trace the **x** sounds in the sentence.




Six foxes on boxes.


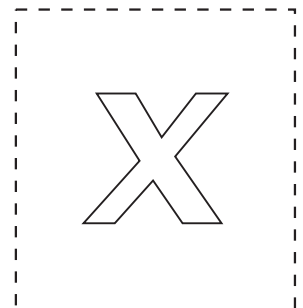


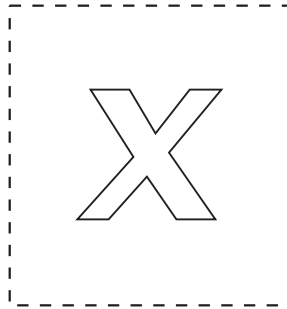
 Trace the **x** sounds.

 Colour the foxes.

 Cut them out and paste on and around the boxes.



Six foxes on boxes.



Yy



Trace the **y** sounds.



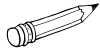
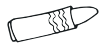

Colour the yak.



Trace the **y** sounds in the sentence.

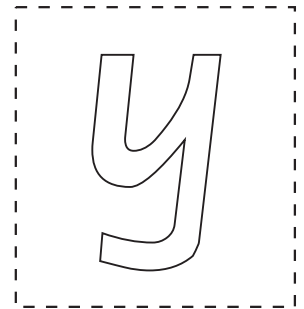

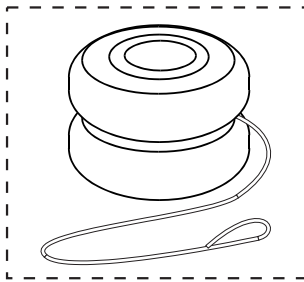
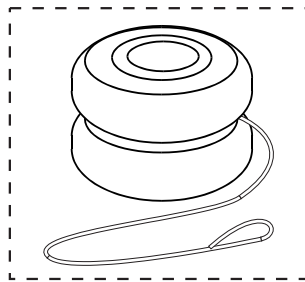
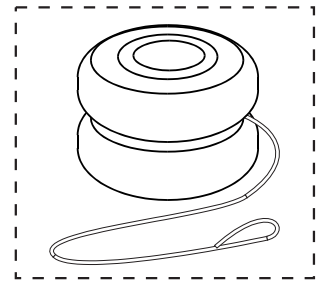

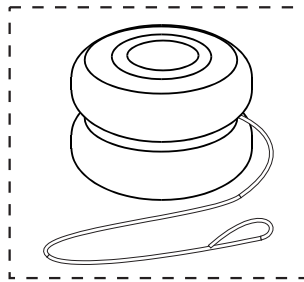


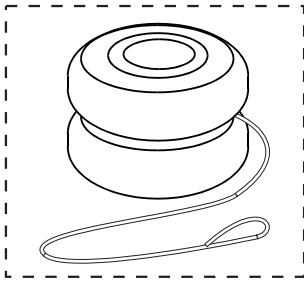


Yellow yo-yos near a yak.

-  Trace the **y** sounds.
-  Colour the yo-yos.
-  Cut them out and paste around the yak.



Yellow yo-yos near a yak.



Zz



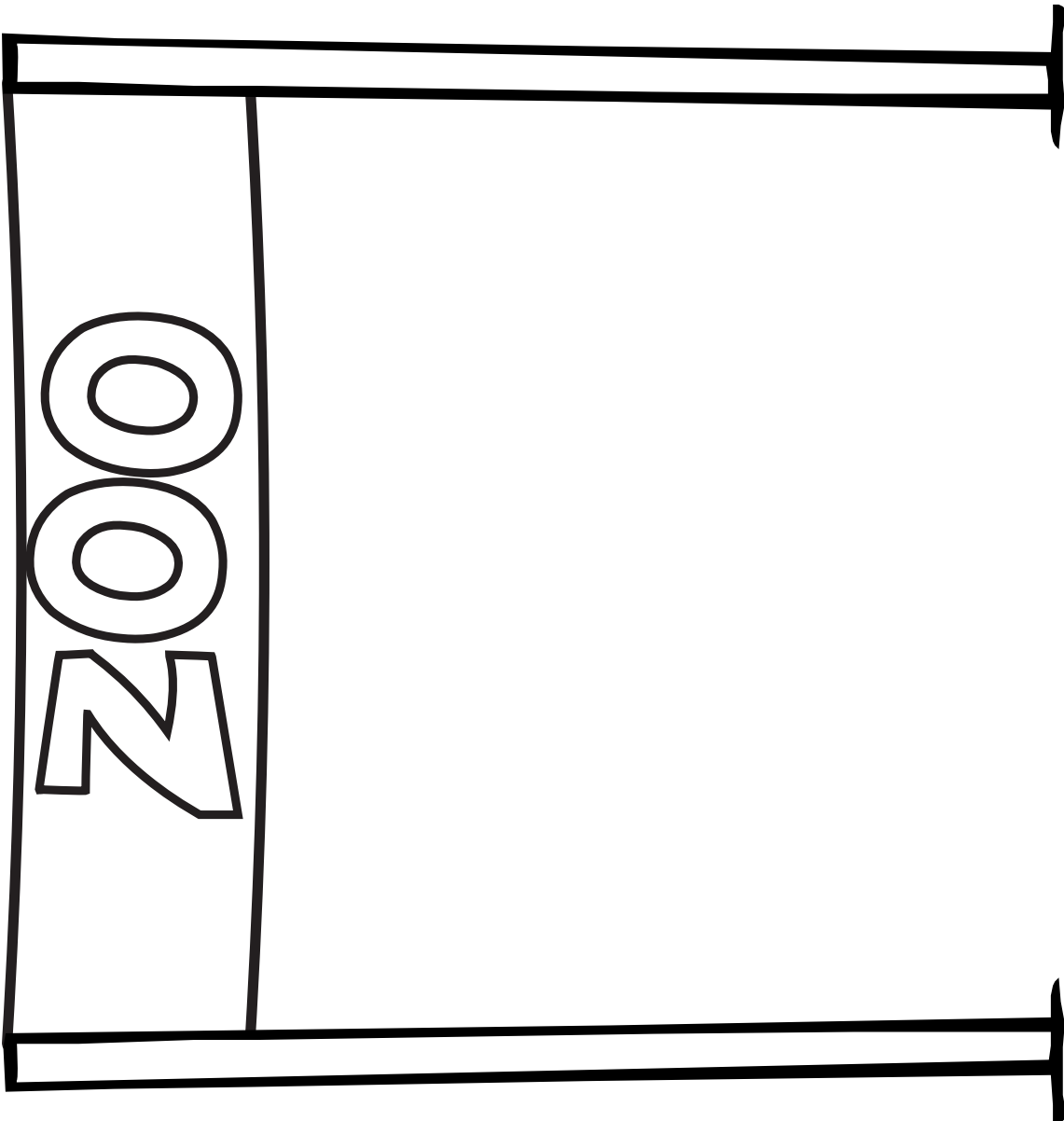
Trace the **z** sounds.






Colour the zoo entrance.

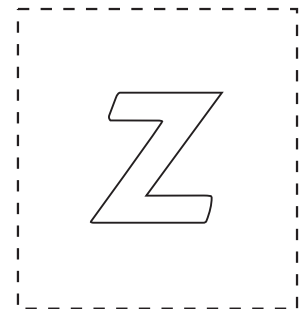



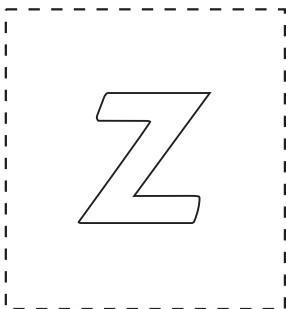
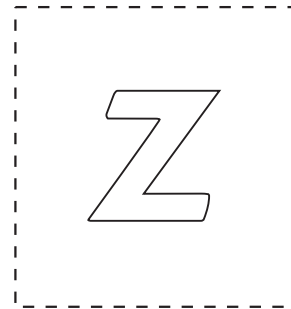




Trace the **z** sounds in the sentence.







Zebras at the zoo.

-  Trace the **z** sounds.
-  Colour the zebras and finish drawing their stripes.
-  Cut them out and paste under and around the zoo sign.




Instructions

-  Colour the pictures.
-  Trace the sounds.
-  Circle the sounds in the words.
-  Cut out the pages and staple together to make a book.

My alphabet book

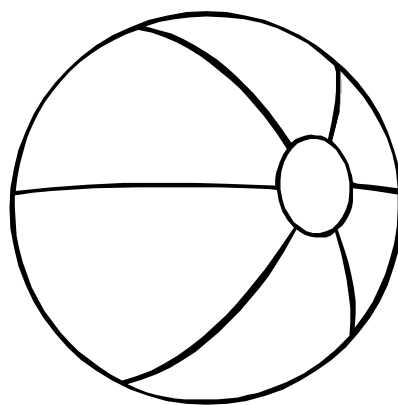
Name

Aa




apple

Bb



ball

Cc



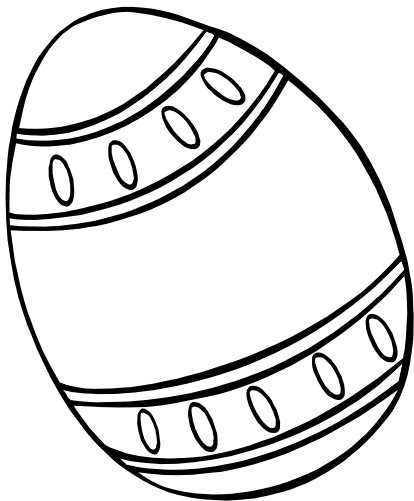
cat

Dd




dog

Ee



egg

Ff




fish

Gg




girl

Hh



hat

li



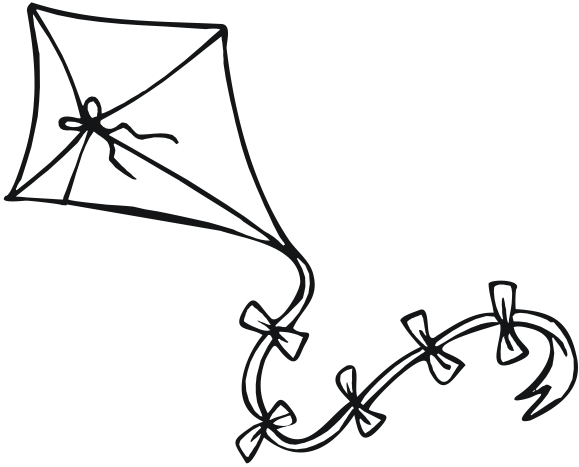
igloo

Jj



jug

Kk




kite

Ll




lion

Mm



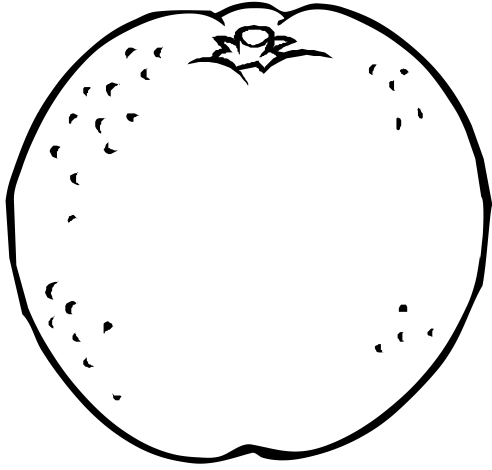
monkey

Nn




net

Oo



orange

Pp




pig

Qq




queen

Rr



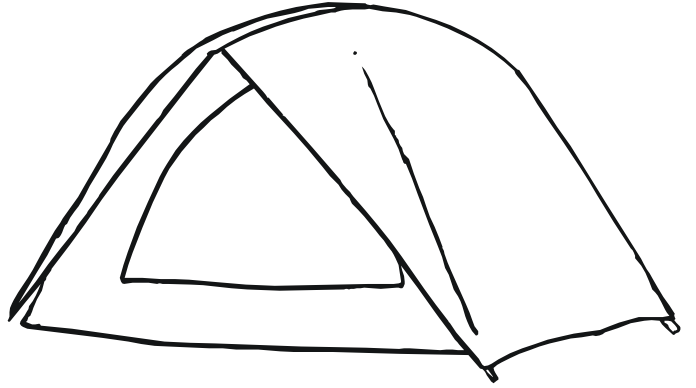
rabbit

Ss



sun

Tt




tent

Uu




umbrella

Vv



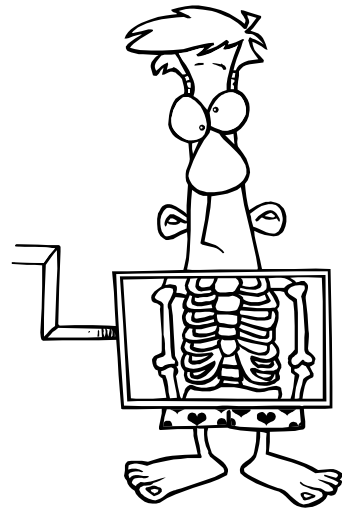
van

Ww



web

Xx



x-ray

Yy



yak

Zz



zebra

Word Lists

a

acrobat ant antelope
ankle alligator axe
anchor apple animals
arrows ash

b

bat ball beetle
bell baby box
book bag boat
button boy bottle
bear bowl boomerang
bee bank

c

cat cactus comb
cage car coat
corn cap cake
card can carpet
camel carrot candle
castle cow cup

d

dog donkey dish
dot dinosaur duck
door deer disco
dinner daffodil daisies
darts diamond dice

e

egg explorer Eskimo
elephant exercise exit
elbow emperor engine
envelope exhaust

f

fish fence face
food feet fern
farm fin fork
field fairy file
feather

g

goat gorilla guinea pig
gutter gate ghost
gold garden goose
golf

h

hoop horse head
house handle hook
haystack hospital hair
hat hedge helmet
helicopter hen holiday
hammer hill handbag

i

Indian ink igloo
insect itch instrument
injection ill invitation

j

jelly jacket jeans
jug jet jewel
jockey jigsaw juice
junk jam judge
juggler jumper jungle

k

king kangaroo kettle
kennel karate kebab
key kitten kiwi
kite kill
koala

l

lamb lion leg
leaves library letter
lizard lamp lemon
light luck lock
lobster leopard lollipop
lettuce lady lace

m

mouse mask mum
monkey man metal
mirror mince money
mop milk moth
moon marble mouth
magnet mug maze

n

nut nought nose
neck net newspaper
nail nurse night
numbers needle nappy
necklace news nest

o

orange ox octopus
office octagon October
olive otter oblong
omelette opera ostrich

p

potato
parrot
possum
pen
picnic
parcel
paint
pear
puppy
pot
pillow
pizza
pig
path
party
pencil
pie
pineapple

q

queen
quill
quarter
quack
quiet
quail
quads
question
quick
quilt
quarry
quiz
quake
queue

r

rabbit
rainbow
radio
ribbon
reptile
rocket
rose
rain
reporter
robber
reindeer
reef
race
rat
raincoat
road
rope
roller

s

sun
sea
sky
sausage
sailor
socks
sandals
sink
seaweed
sense
seat
soup
salad
seagull
sand
suitcase
soon
saddle

t

tent
toad
tomato
top
tale
teapot
tin
telephone
toy
torch
table
tap
tennis
tiger
turtle
tools
tail
tank

u

up
upstairs
ugly
umbrella
umpire
uncle
under
udder
underwear

v

volcano
violent
violin
vine
valley
Vegetemite
violet
village
vet
van
vegetable
Viking
vacuum
vase
vulture

w

wig
washing
wind
wall
wardrobe
whale
wasp
witch
watch
windows
water
worm
walrus
wheel
windmill
wings
woman

x

box
axe
ox
six
Texas
mix
fax
taxi
explode
exit
fox
fix
saxophone
X-Ray
Mexico

y

yo-yo
yolk
yak
yawn
yell
yoghurt
yam
yellow
yawn
yard
yacht
yowie
yard
yelp
yap

z

zebra
zero
zoo
zig zag
zip
zinc

