



# DOT to DOT DIRECTIONS



# DOT to DOT DIRECTIONS



## **Dot to Dot Directions**

written by Louise and Greg Porich

© Burrabooks Pty Ltd.

First Published 2009

ABN 22 070 006 085

P. O. Box 611,

Moruya NSW 2537

Ph: 0244 742 355

Fax: 0244 742 399

[www.burrabooks.com.au](http://www.burrabooks.com.au)

All rights reserved.

### **COPYING FOR EDUCATIONAL PURPOSES**

The purchaser of this book is granted permission by the publisher to make copies of the pages within the book, beyond their rights under the Australian Copyright Act 1968 (the Act), provided that the number of copies made does not exceed the number reasonably required for use in one classroom only; that copies are only made by photocopying and are not copied, stored or transmitted by any electronic or digital means; copies are not sold or lent. Copying of this book outside this licence may fall within the educational statutory licence under the Act.

### **COPYING FOR OTHER PURPOSES**

Unless copying is specifically permitted by the educational statutory licence, the licence granted to the purchaser of this book or the fair dealing clause in the Act (for the purposes of study, research, criticism or review), no part of this book may be reproduced, stored in a retrieval system, transmitted in any form or by any means without prior written permission from the publisher.

Some images used with permission of Ron Leishman.

Visit [www.toonaday.com](http://www.toonaday.com) for more information.

As with all Burrabooks publications every attempt is made to acknowledge copyright. Any infringements are purely coincidental and the publisher offers apologies where applicable.


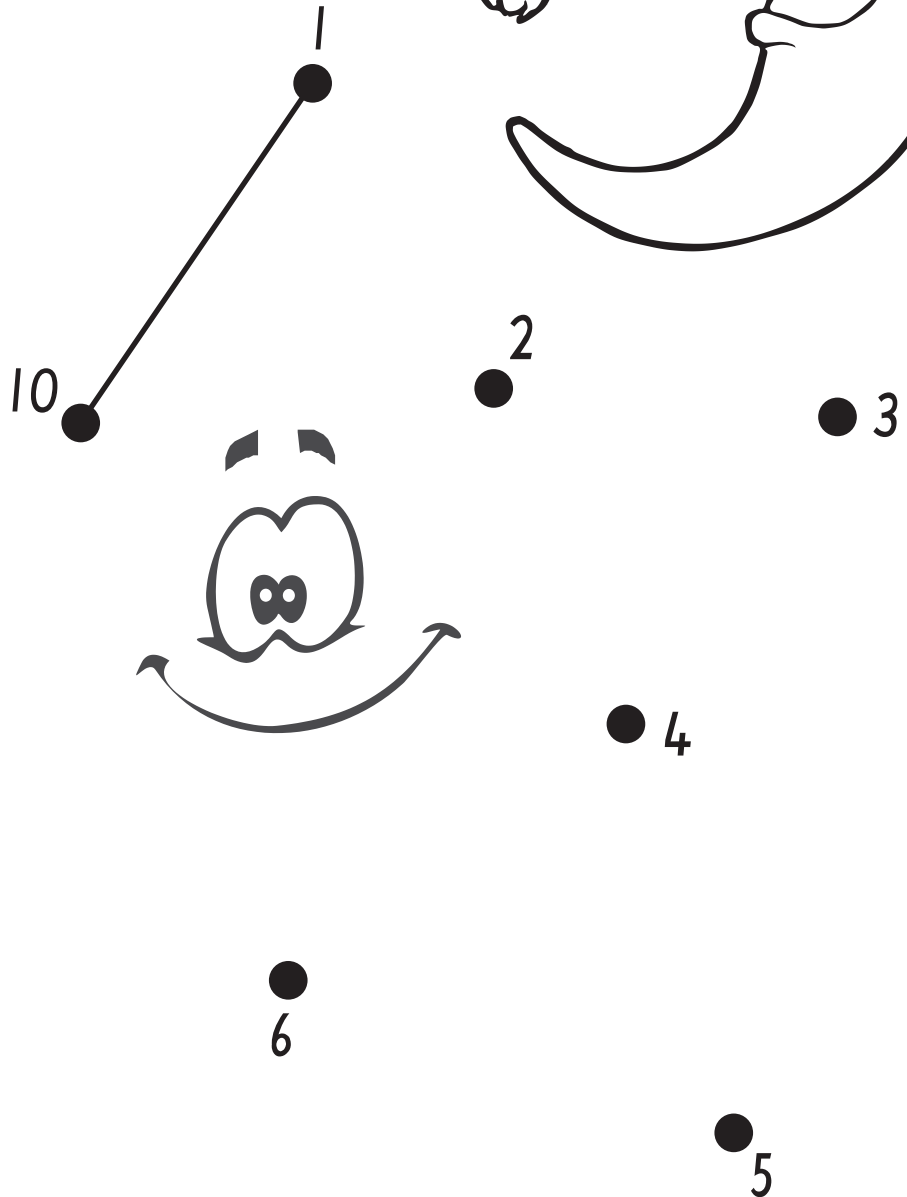

ISBN: 978-1-92098-254-6

**BUR-5904**




# CONTENTS


Counting to 10	2
	3
	4
	5
	6
Counting to 20	7
	8
	9
	10
	11
Counting to 30	12
	13
	14
	15
	16
Lower Case Letters	17
	18
	19
	20
	21
Upper Case Letters	22
	23
	24
	25
	26
Odd Numbers to 30	27
	28
Even Numbers to 30	29
	30
X3 Numbers to 30	31
	32
X4 Numbers to 30	33
	34
X5 Numbers to 30	35
	36
X10 Numbers to 100	37
	38
Addition to 10	39
	40
Subtraction to 10	41
	42
Addition to 20	43
	44
Subtraction to 20	45
	46
Addition to 30	47
	48
Subtraction to 30	49
	50
Hourly Time	51
	52
Digital to Analogue Time	53
Money	54
	55
Sentences	56
	57
	58



Follow these directions carefully.


- 1 Join the numbers from 1 to 10.
- 2 Colour the star yellow. The star has blue eyes.
- 3 The moon is yellow. He has a red hat on.
- 4 There are 5 more little stars in the sky.

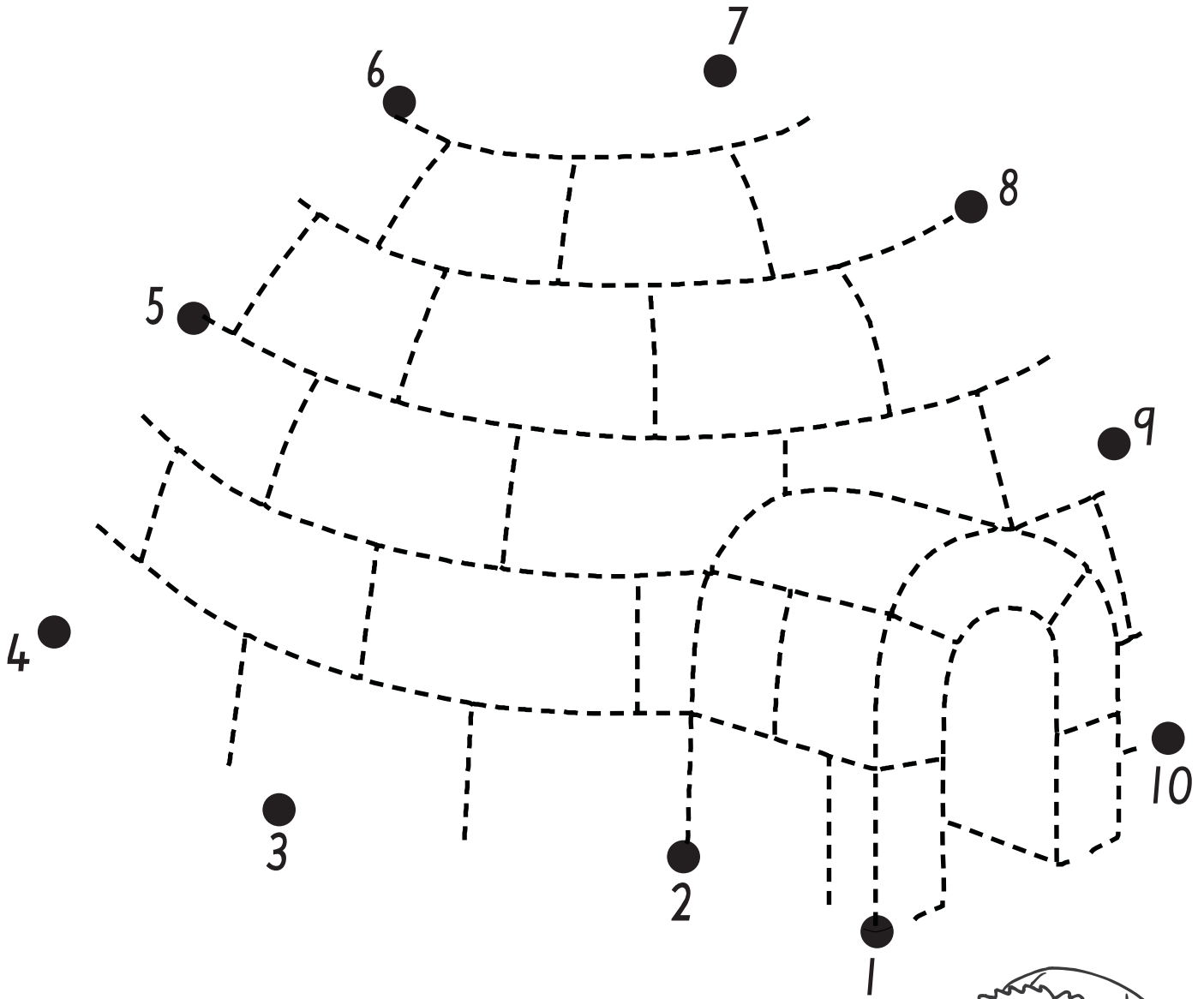




Follow these directions carefully.

- 1 Join the numbers from 1 to 10.
- 2 Trace around the 10 small circles.
- 3 Trace over the big numbers and colour the small circles.
- 4 Finish colouring your big Easter egg,

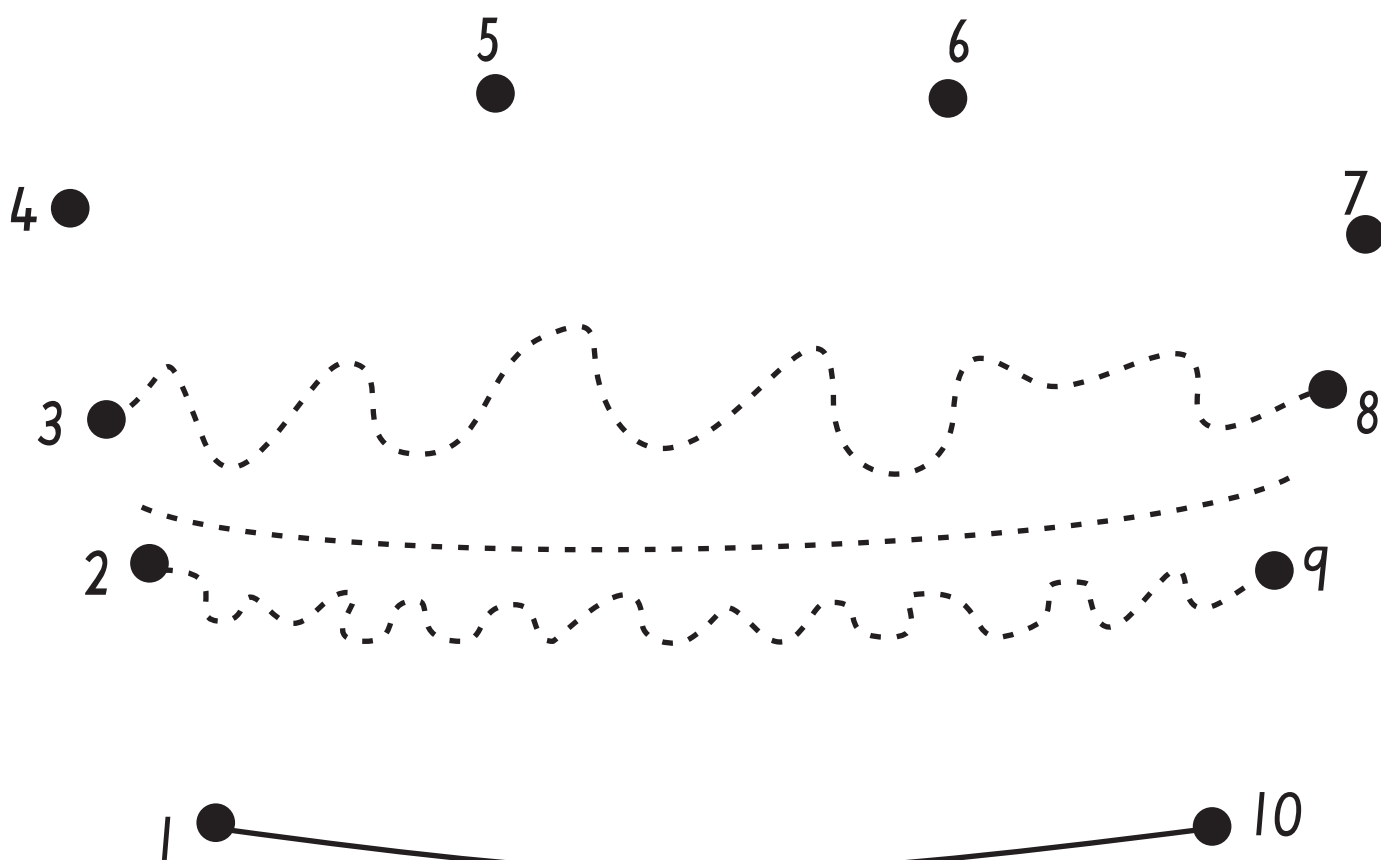




Follow these directions carefully.

- 1 Join the numbers from 1 to 10.
- 2 Trace over the dotted lines.
- 3 Colour the igloo in different colours.
- 4 Draw a moon and some stars in the sky.






Follow these directions carefully.

- 1 Join the numbers from 1 to 10.
- 2 Trace over the lines and colour the top part of the cake orange.
- 3 Colour the bottom of the cake brown.
- 4 Draw some candles on the cake to show how old you are.

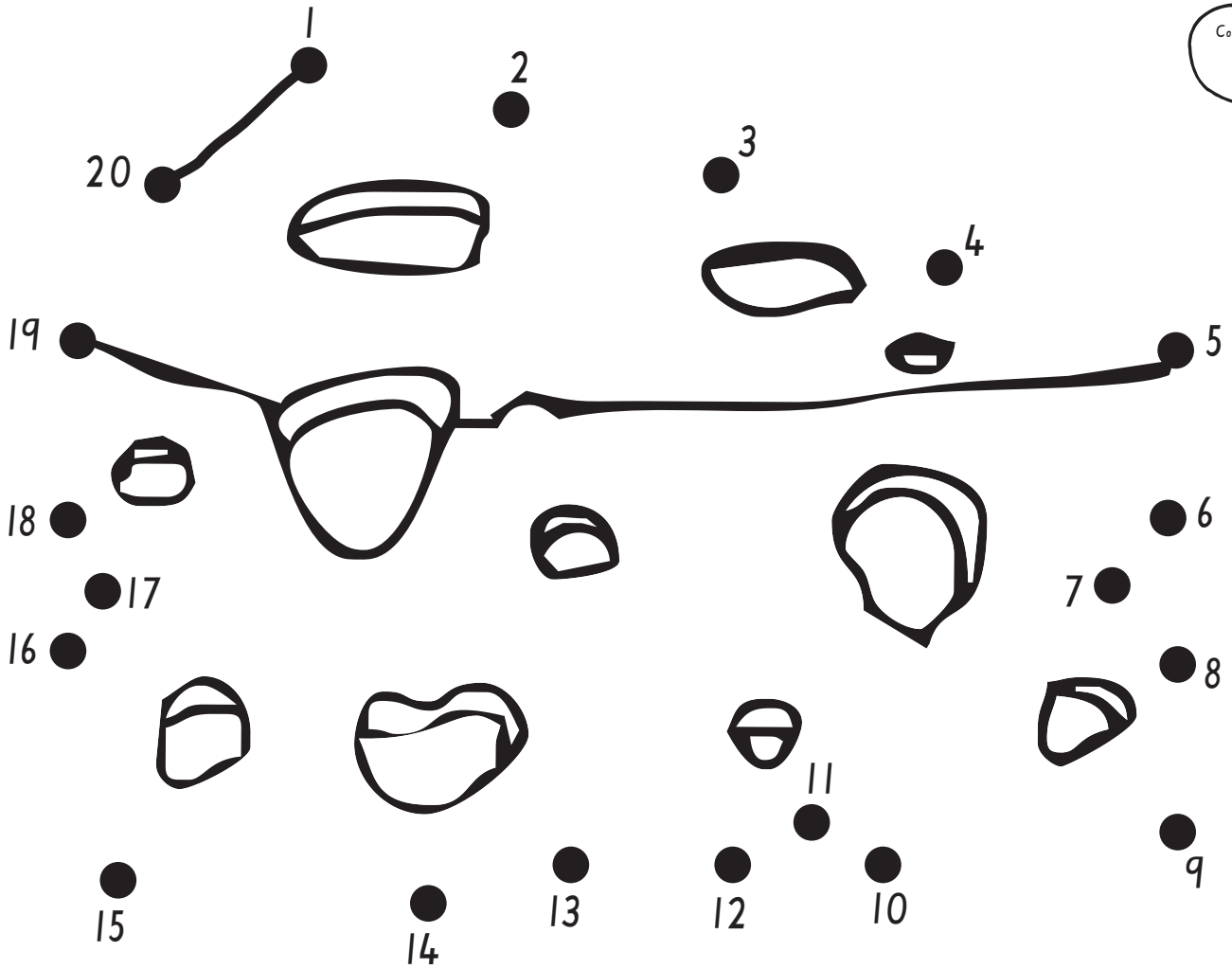




Follow these directions carefully.

- 1 Join the numbers from 1 to 10.
- 2 The caterpillar is brown with yellow spots.
- 3 The leaf is green.
- 4 Draw a beautiful butterfly above the caterpillar.






Follow these directions carefully.


- 1 Join the numbers from 1 to 20.
- 2 Colour the holes orange.
- 3 Colour the cheese yellow.
- 4 Draw a big brown mouse about to have a nibble.






Follow these directions carefully.

- 1 Join the numbers from 1 to 20.
- 2 Colour the astronaut green and blue.
- 3 The astronaut is jumping over some brown rocks.
- 4 There are little yellow stars twinkling in the sky.





Follow these directions carefully.


- 1 Join the numbers from 1 to 20.
- 2 The man has a red jacket and green pants.
- 3 He has pink skin and orange hair.
- 4 He is looking at a beautiful drawing you just did.



Follow these directions carefully.


- 1 Join the numbers from 1 to 20.
- 2 The big pot is grey.
- 3 The chicken has an orange beak and a red comb on his head.
- 4 The big pot is on the stove.

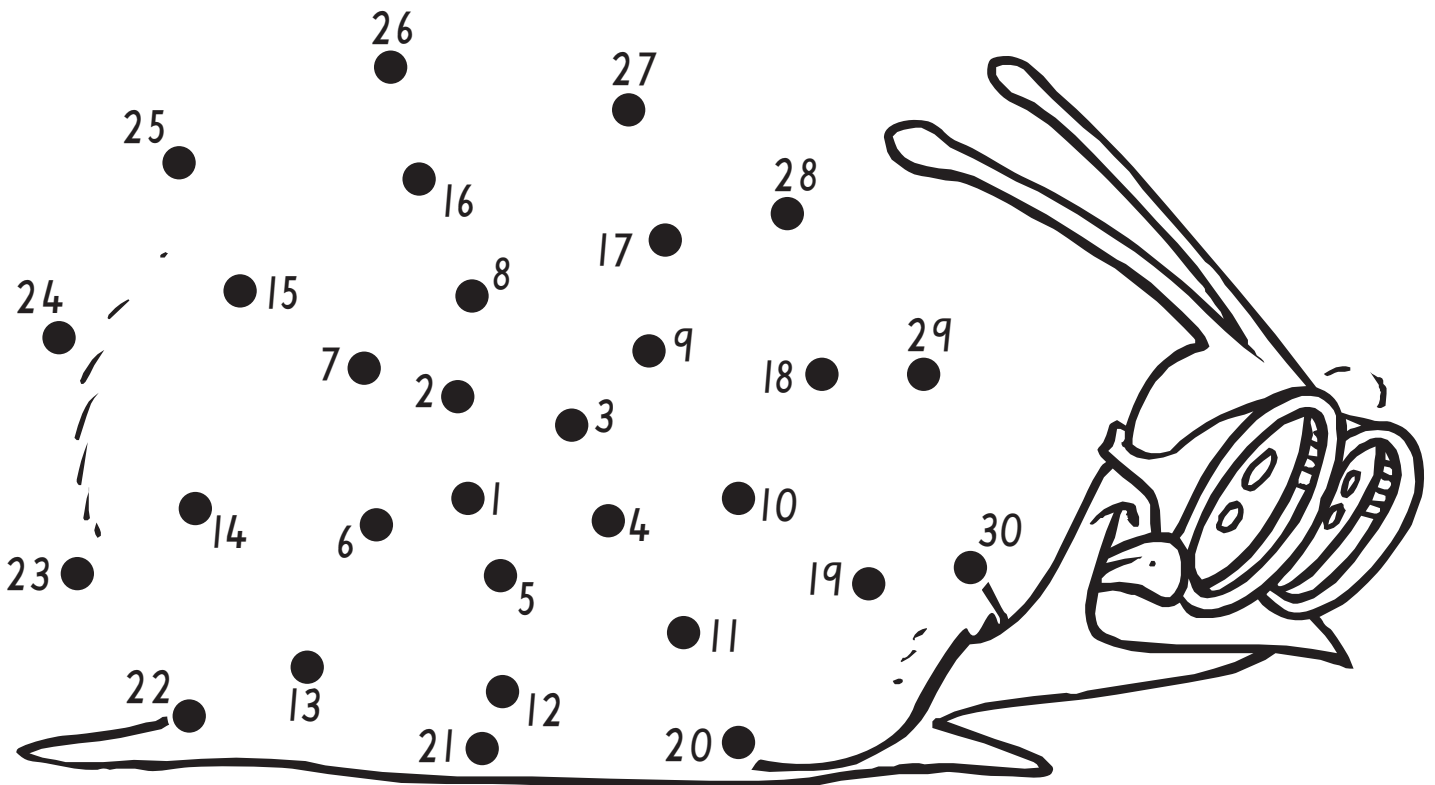




Follow these directions carefully.


- 1 Join the numbers from 1 to 20.
- 2 Trace over the house behind the brown fence.
- 3 The man is wearing a green shirt and blue pants.
- 4 The house is yellow with a red roof.

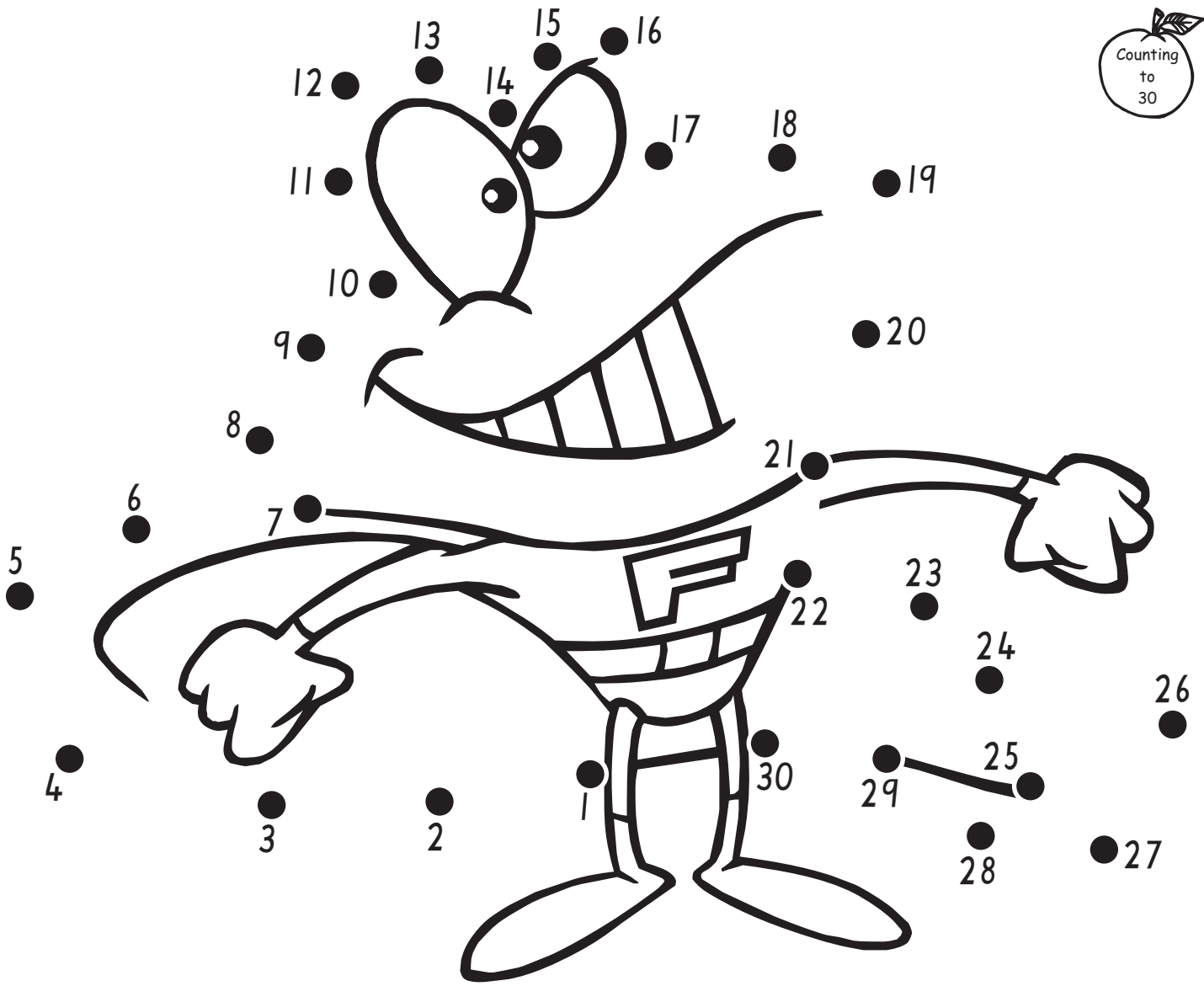




Follow these directions carefully.

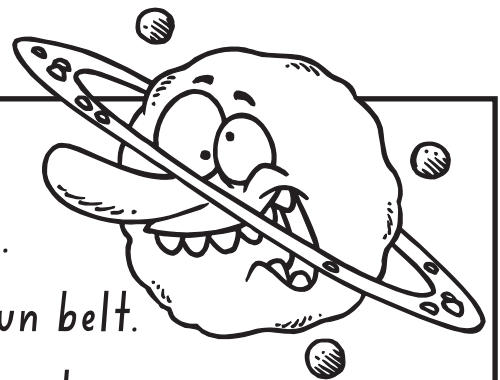
- 1 Join the numbers from 1 to 30.
- 2 The snail is green with an orange shell.
- 3 The snail has red goggles.
- 4 He is racing another snail which is above him.



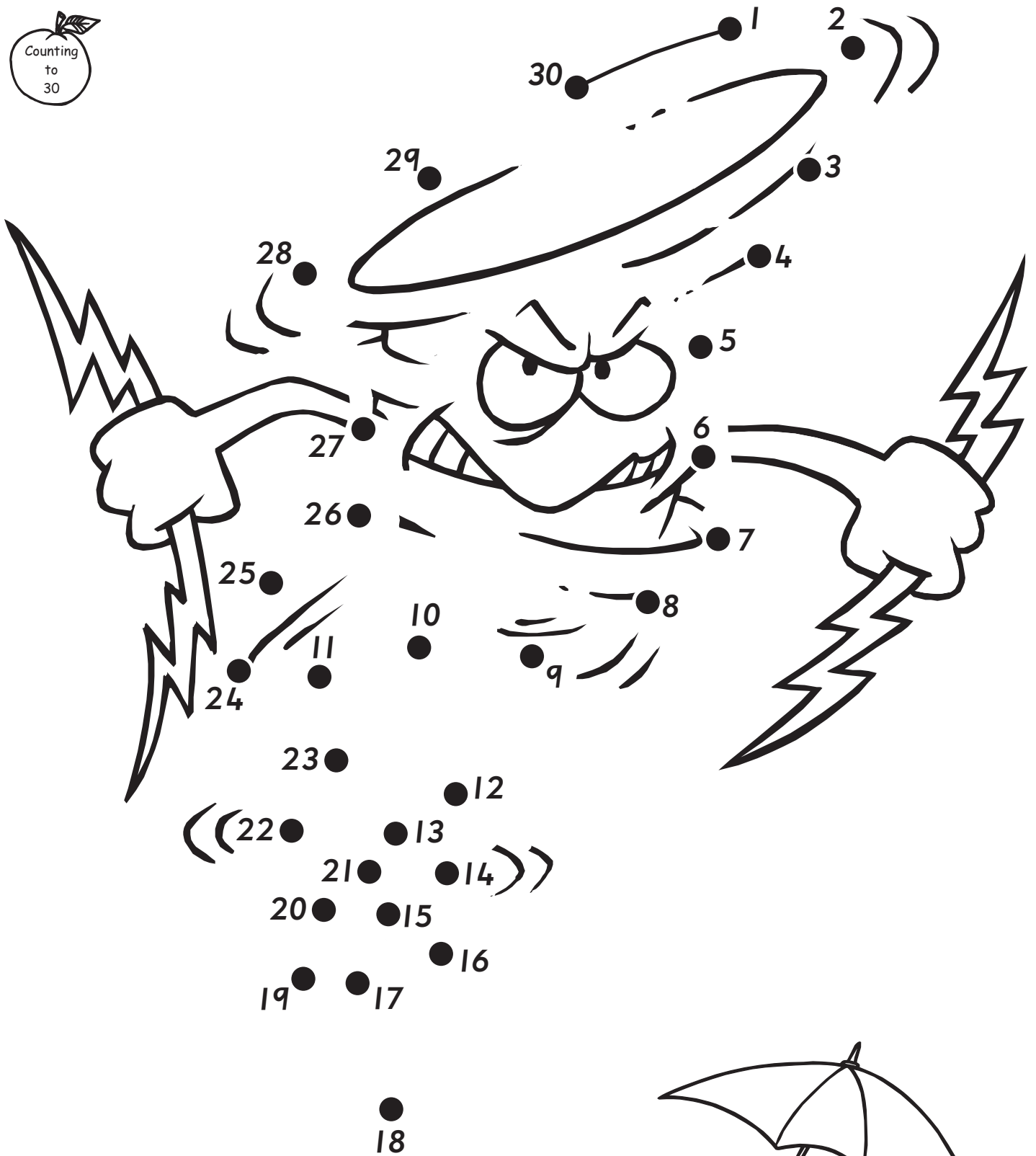


Follow these directions carefully.

- 1 Join the numbers from 1 to 30.
- 2 Superfrog is green and he has a red cape.
- 3 His shirt and pants are blue, with a brown belt.
- 4 Superfrog is standing on a big yellow planet.




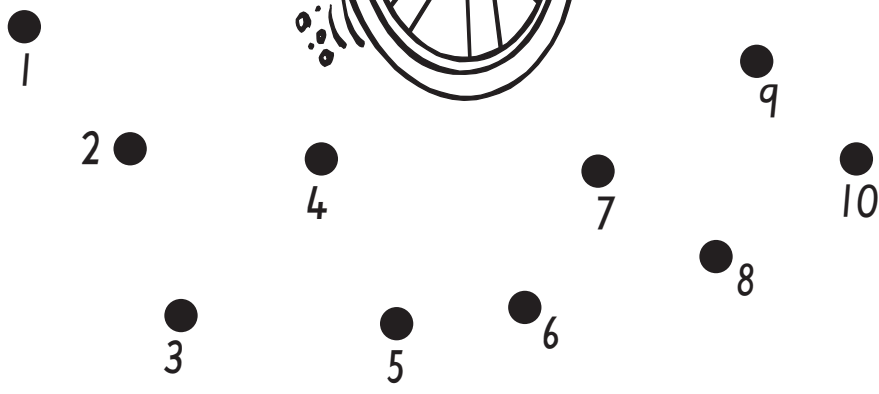
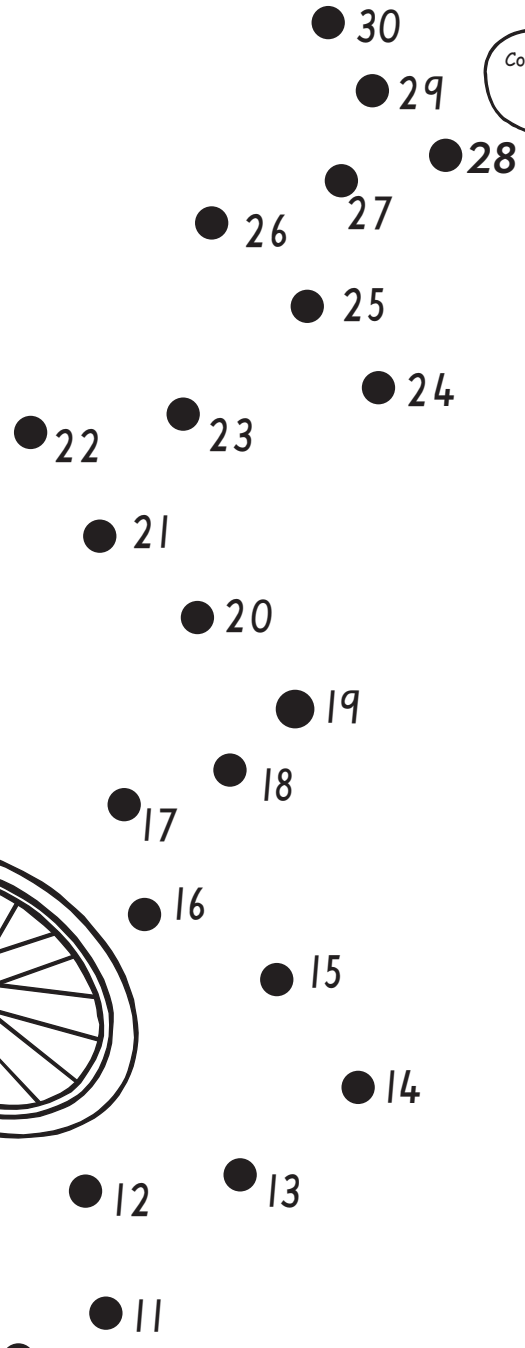




Follow these directions carefully.

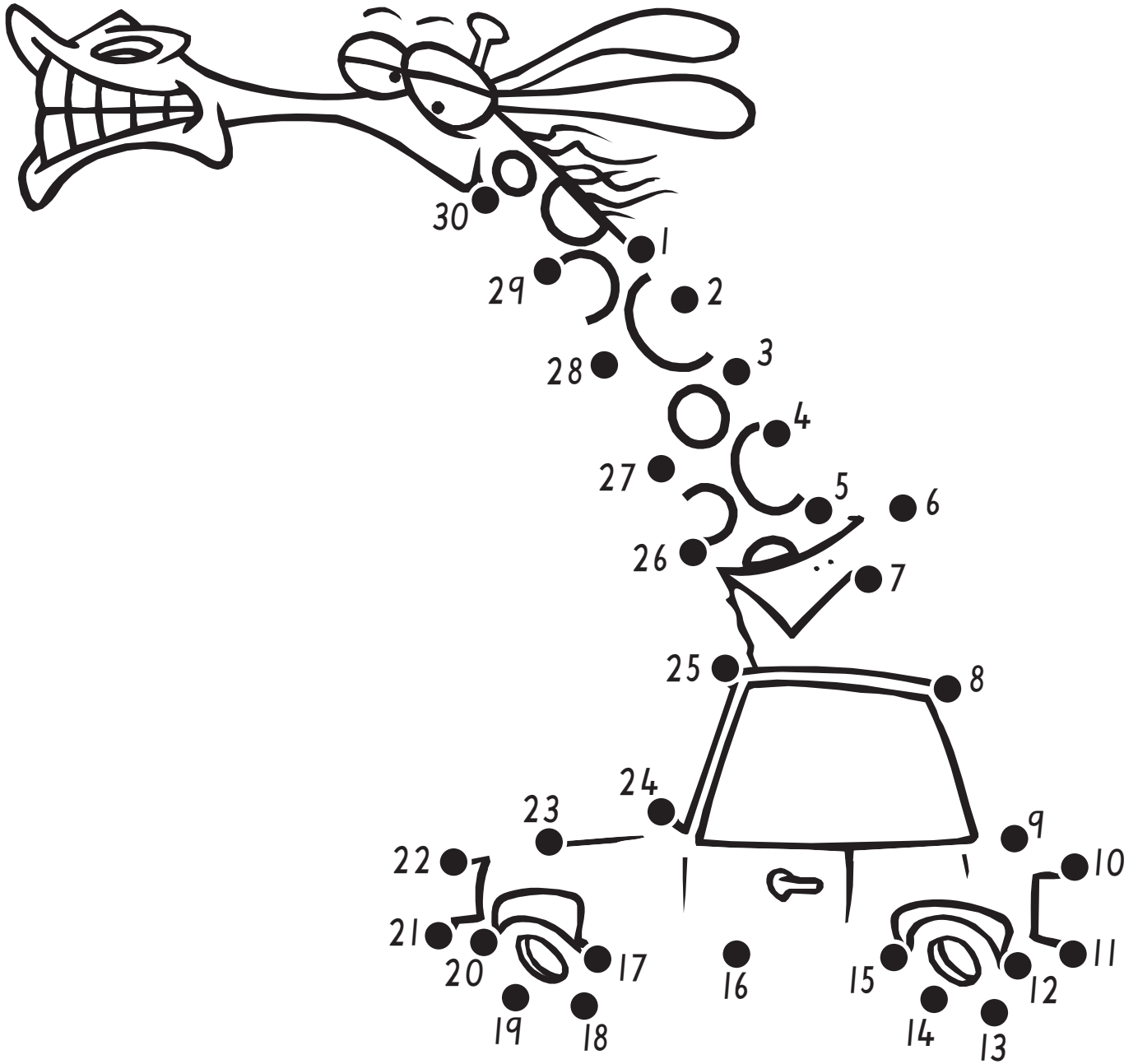
- 1 Join the numbers from 1 to 30.
- 2 The storm is grey.
- 3 The lightning is yellow.
- 4 There are raindrops falling from the storm.






Follow these directions carefully.


- 1 Join the numbers from 1 to 30.
- 2 The boy's helmet is yellow and red.
- 3 His bike is green with black tyres.
- 4 The ground is very bumpy. There are big rocks everywhere.



Follow these directions carefully.


- 1 Join the numbers from 1 to 30.
- 2 The giraffe is orange with brown spots.
- 3 The car is green with yellow lights.
- 4 There are other cars on the road. Watch out!

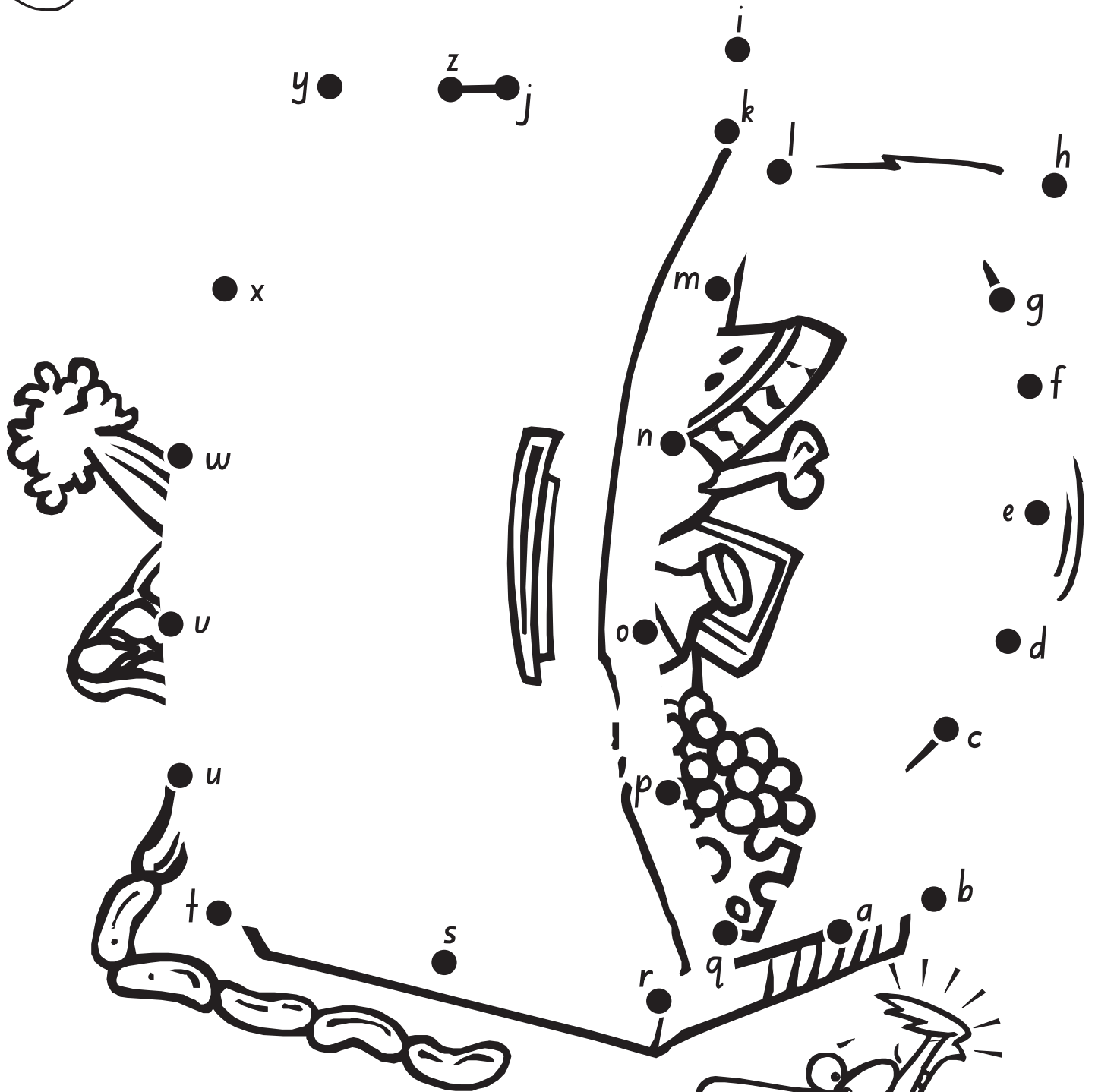




Follow these directions carefully.

- 1 Join the letters from a to z.
- 2 The banana is yellow and has blue eyes.
- 3 He has a red mouth.
- 4 The banana is sharing a fruit bowl with his friends the grapes.





Follow these directions carefully.


- 1 Join the letters from a to z.
- 2 The fridge is yellow with a black handle.
- 3 The food is very colourful.
- 4 Draw some more food that will not fit in the fridge.





Follow these directions carefully.

- 1 Join the letters from a to z.
- 2 The mermaid has pink skin and red hair.
- 3 She has a green scaly body.
- 4 There are lots of tiny fish swimming around her.






Follow these directions carefully.

- 1 Join the letters from a to z.
- 2 The cat is orange and brown.
- 3 The pizza box is red and green. His drink is blue.
- 4 Draw the four slices of pizza the cat could not eat.



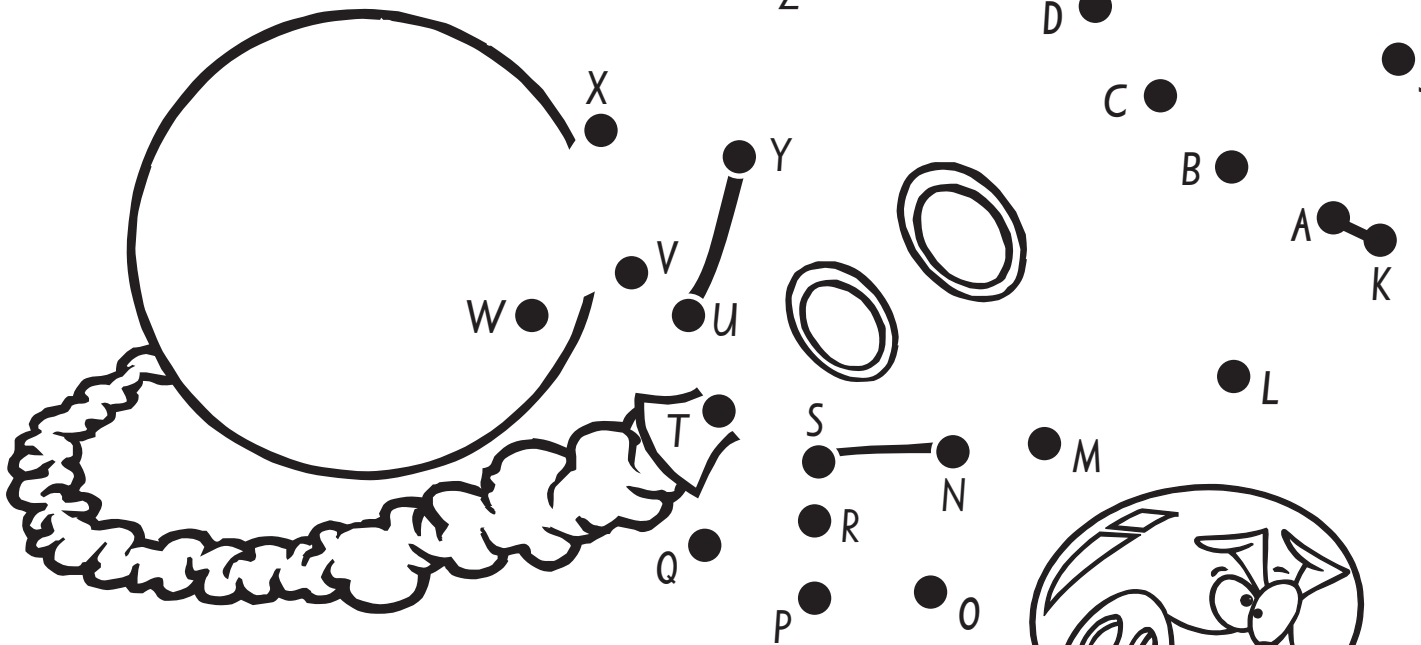



Follow these directions carefully.

- 1 Join the letters from a to z.
- 2 The pig has pink skin and yellow teeth.
- 3 She is lying in lots of brown mud.
- 4 You can see the farm behind her.

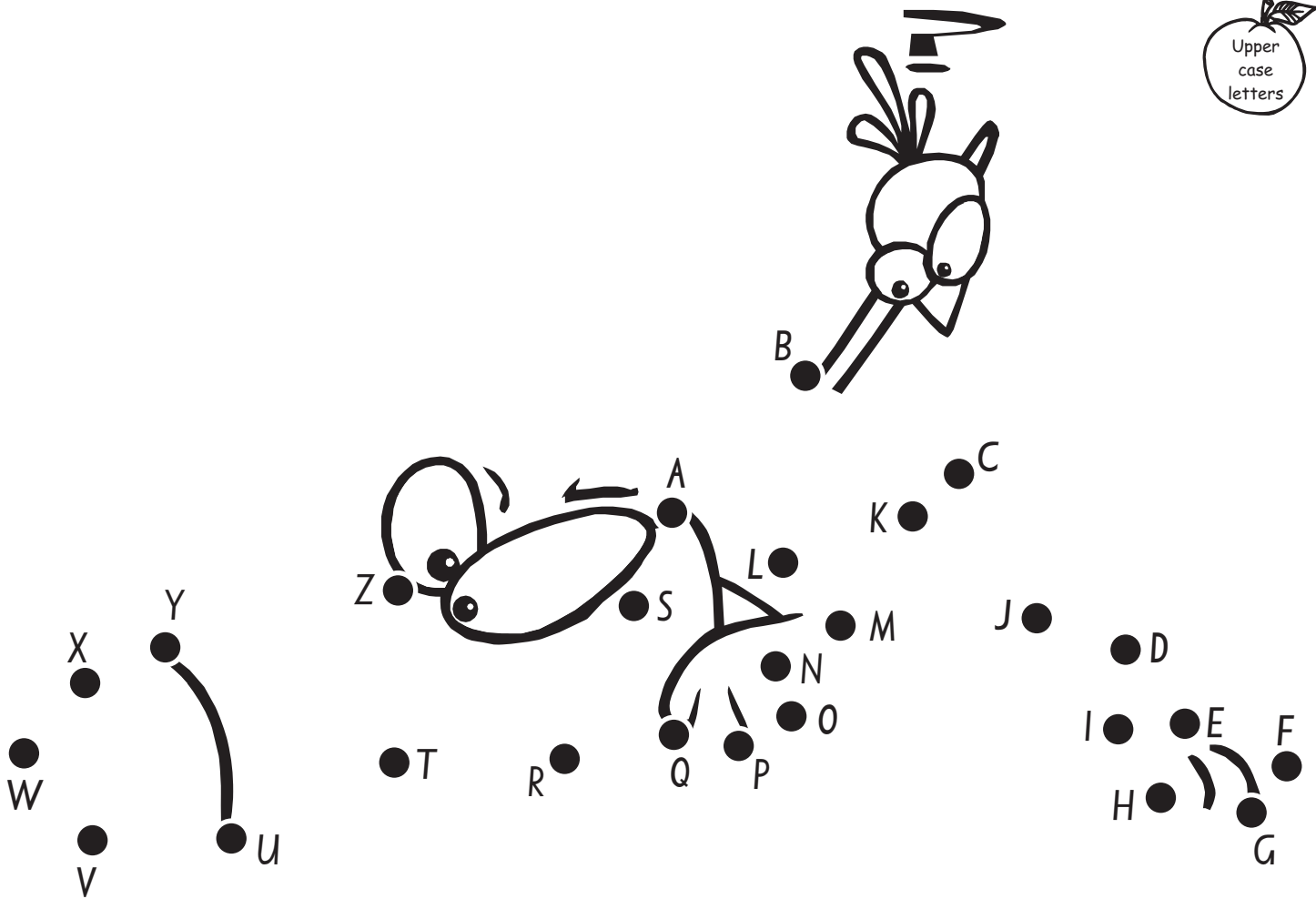







Follow these directions carefully.


- 1 Join the letters from A to Z.
- 2 The rocket is red and yellow. It has black smoke coming from it.
- 3 The astronaut has a green and blue suit with brown shoes.
- 4 The planet looks like Earth, with brown land and blue water.



Follow these directions carefully.


- 1 Join the letters from A to Z.
- 2 The dog is brown and has a pink nose.
- 3 The bird is red and has an orange beak.
- 4 Draw what the dog is sniffing at.






Follow these directions carefully.


- 1 Join the letters from A to Z.
- 2 The dinosaur is green and he is wearing red pants.
- 3 His surfboard is yellow with orange stripes.
- 4 He is surfing down a big blue wave.

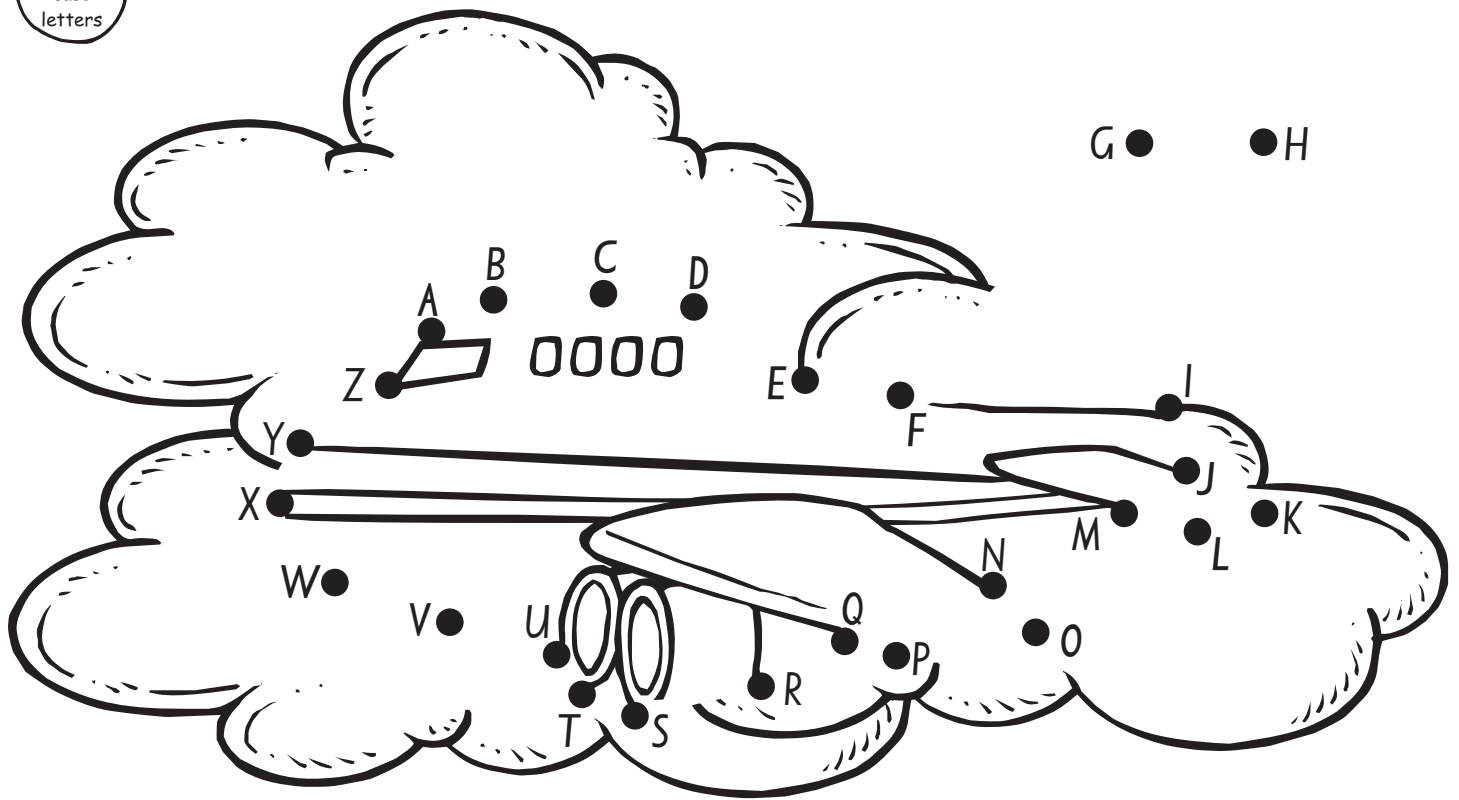




Follow these directions carefully.


- 1 Join the letters from A to Z.
- 2 The shark is grey and has yellow teeth.
- 3 There is pretty coral under the shark.
- 4 There are three fish swimming over the shark.

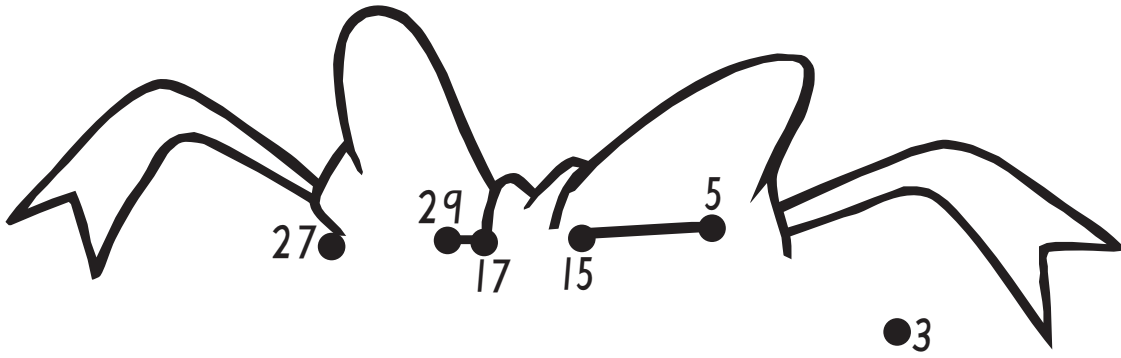




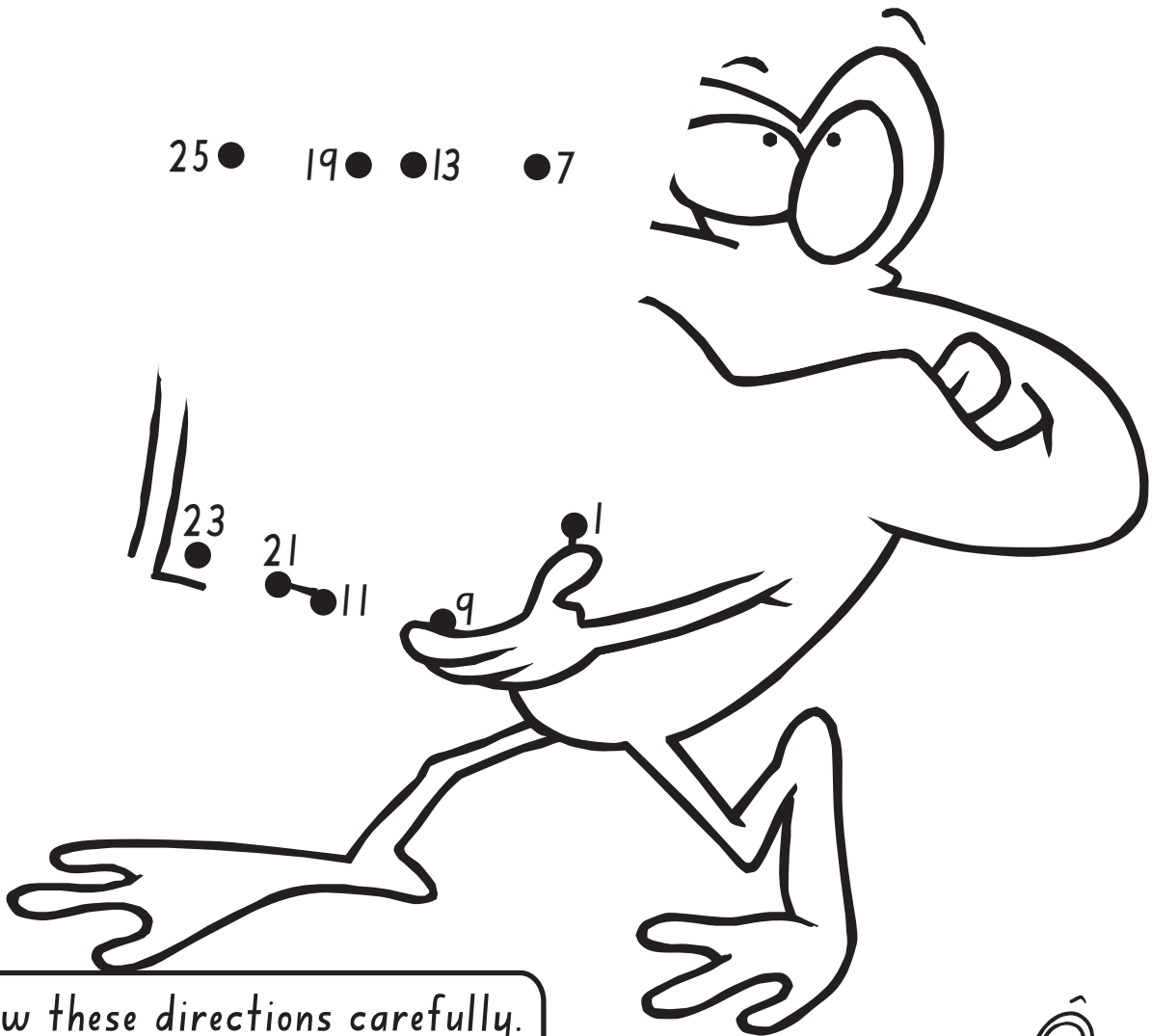
Follow these directions carefully.

- 1 Join the letters from A to Z.
- 2 The plane is blue with a red stripe.
- 3 The cloud is grey. The sun is peeking out.
- 4 The plane is flying over a little town.






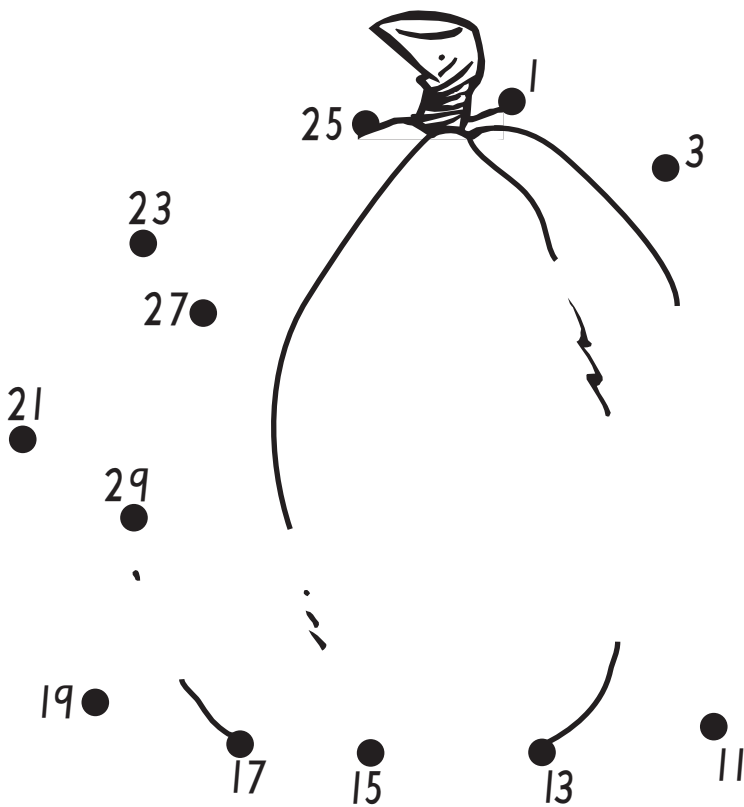
25 ● 19 ● ● 13 ● 7



Follow these directions carefully.


- 1 Join the odd numbers from 1 to 29.
- 2 The frog is green and his tongue is red.
- 3 The gift is yellow and blue with a pink bow on top.
- 4 What is the gift and who is it for? Draw it on some paper.

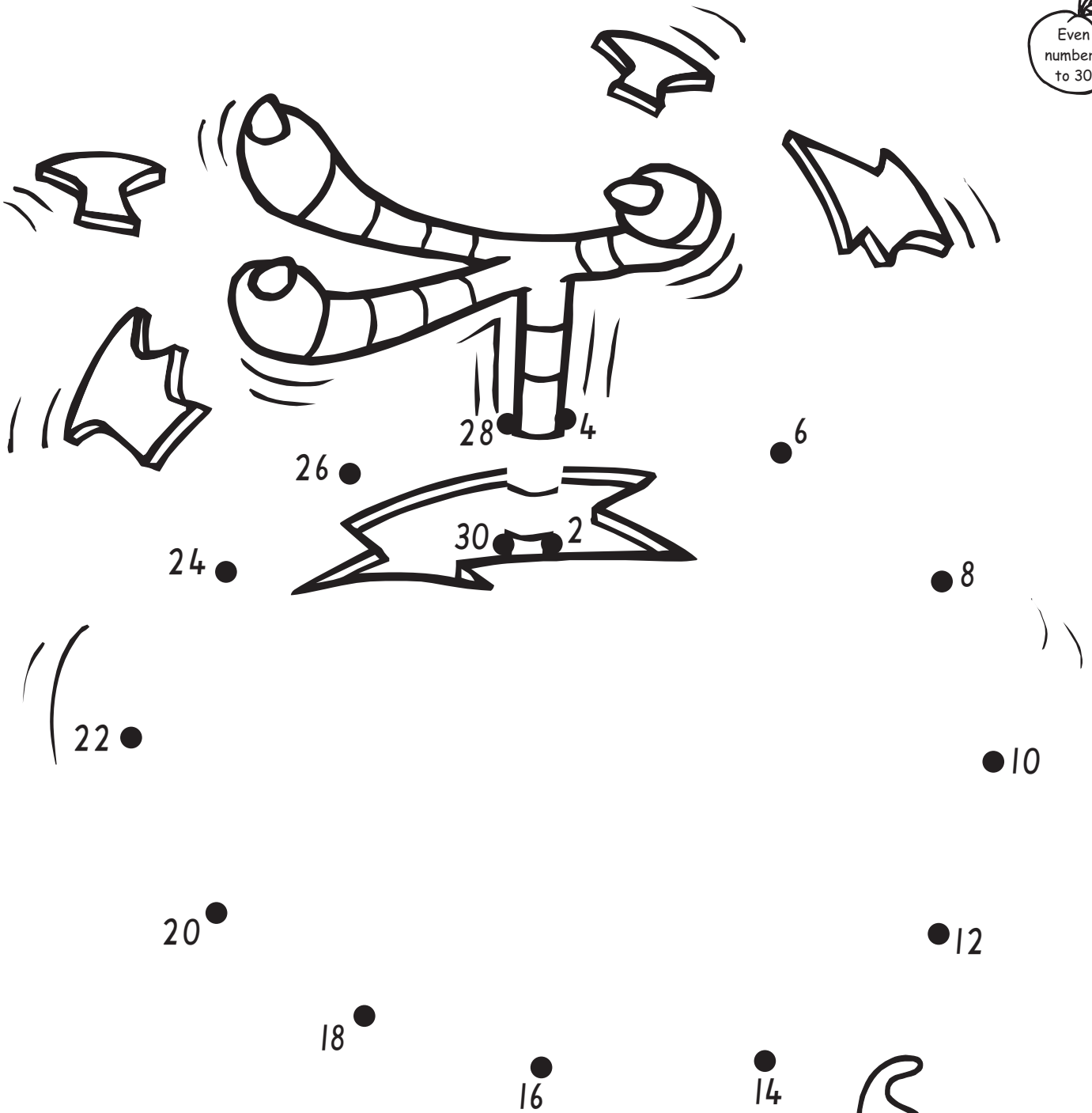




Follow these directions carefully.


- 1 Join the odd numbers from 1 to 29.
- 2 Colour the giant pumpkin orange with a brown stalk.
- 3 The man is wearing a green shirt and black pants.
- 4 There are 4 more big orange pumpkins behind this one.



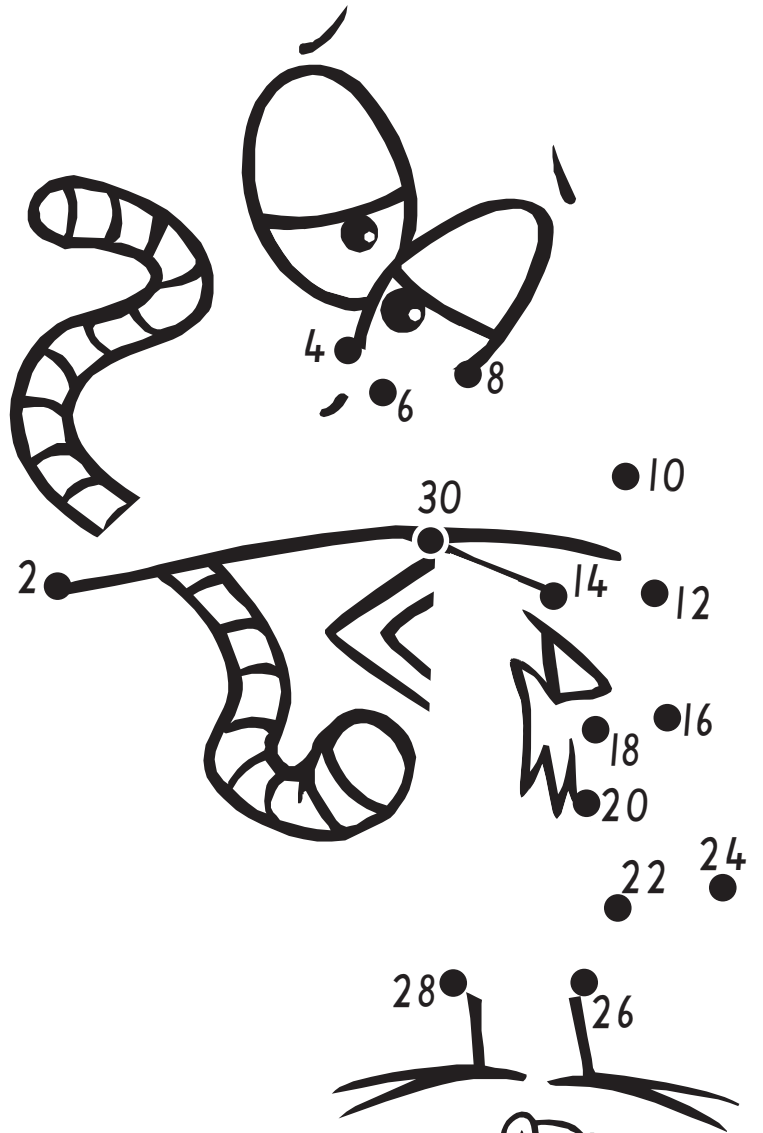


Follow these directions carefully.

- 1 Join the even numbers from 2 to 30.
- 2 The leg is orange with black claws.
- 3 The egg is yellow.
- 4 Draw what hatched out from the egg.







Follow these directions carefully.

- 1 Join the even numbers from 2 to 30.
- 2 The worm is brown and black.
- 3 The bird is yellow with an orange beak.
- 4 There is a big tree and some green bushes behind them.





Follow these directions carefully.

- 1 Join the numbers from 3 to 30 counting by 3's.
- 2 The boy has a yellow shirt and blue pants.
- 3 The long bubble is pink and orange.
- 4 The boy is running in front of his house.





Follow these directions carefully.


- 1 Join the numbers from 3 to 30 counting by 3's.
- 2 The man has a red shirt and blue pants.
- 3 The hamburger has an orange bun and green lettuce.
- 4 There are tables and chairs behind the man to sit on.





Follow these directions carefully.

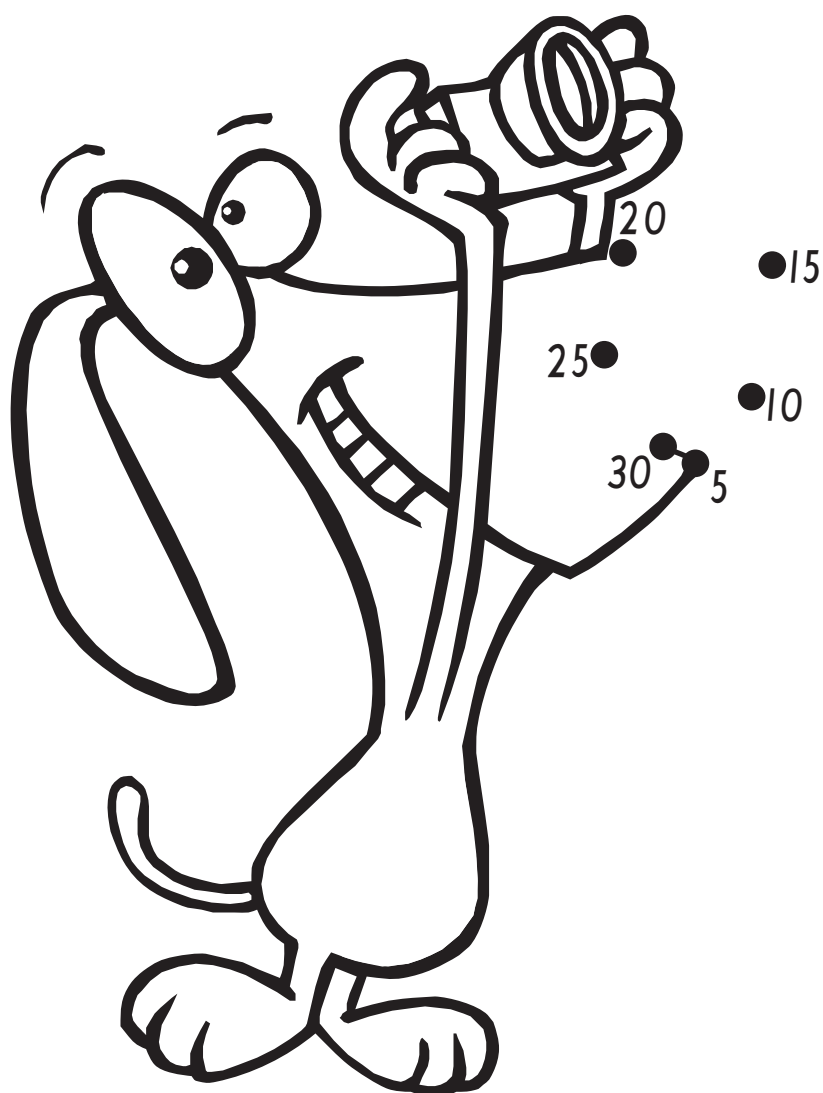
- 1 Join the numbers from 4 to 28 counting by 4's.
- 2 The lady has orange hair and brown shoes.
- 3 The blender has green stuff spilling from it.
- 4 The lady is in her kitchen. There are rows of jars behind her.






Follow these directions carefully.


- 1 Join the numbers from 4 to 28 counting by 4's.
- 2 The pirate has a black beard and a red coat.
- 3 His hook, his sword and his pants are all grey.
- 4 The pirate is on his boat and his parrot is sitting on his hook.



Follow these directions carefully.

- 1 Join the numbers from 5 to 30 counting by 5's.
- 2 The dog is brown with black ears and a black nose.
- 3 He has a red camera and blue eyes.
- 4 He is taking a picture of a big pile of bones.

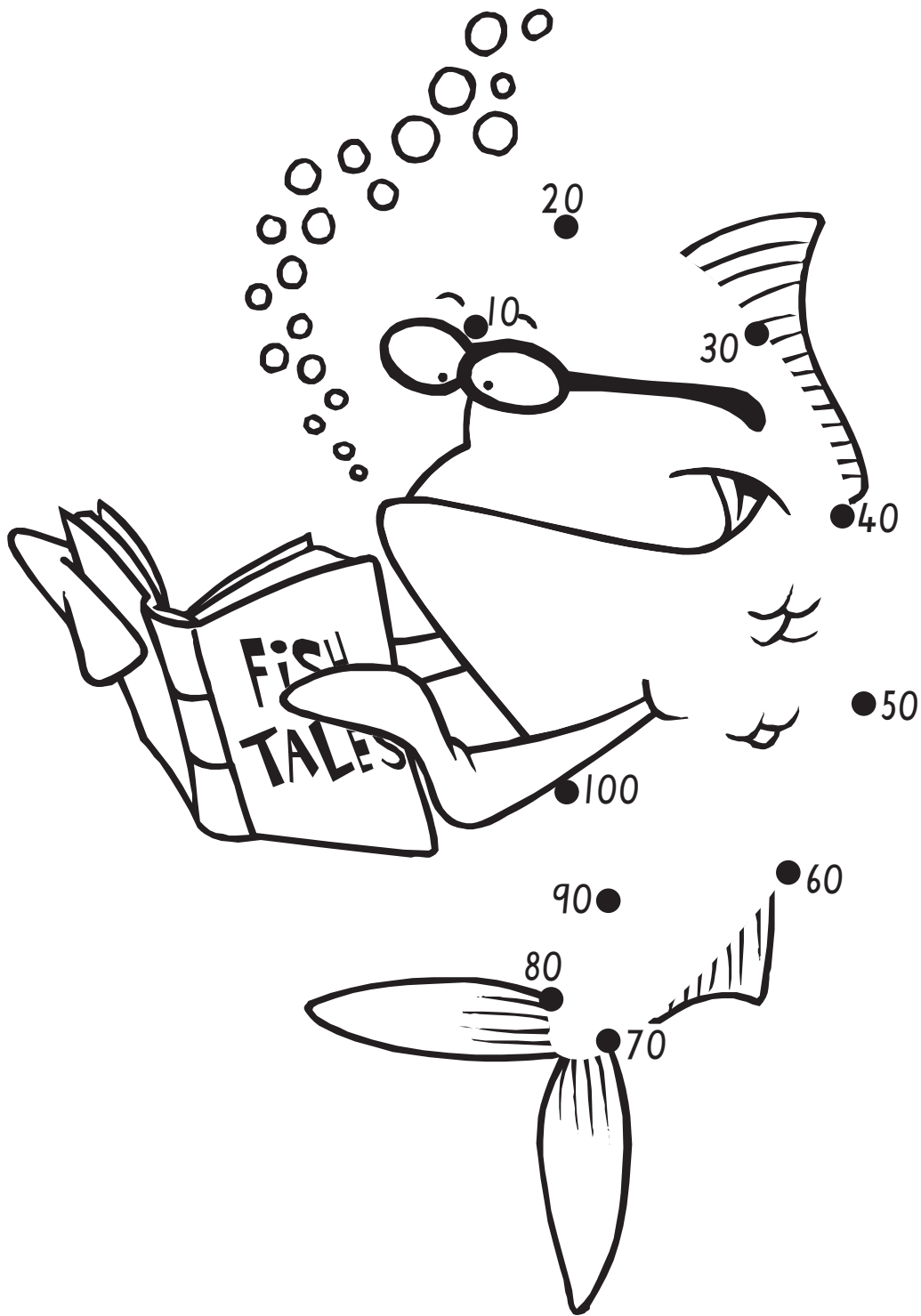




Follow these directions carefully.


- 1 Join the numbers from 5 to 30 counting by 5's.
- 2 The witch has a black hat and yellow hair.
- 3 She has a purple dress and an orange earring.
- 4 She is flying through the stars towards the moon.




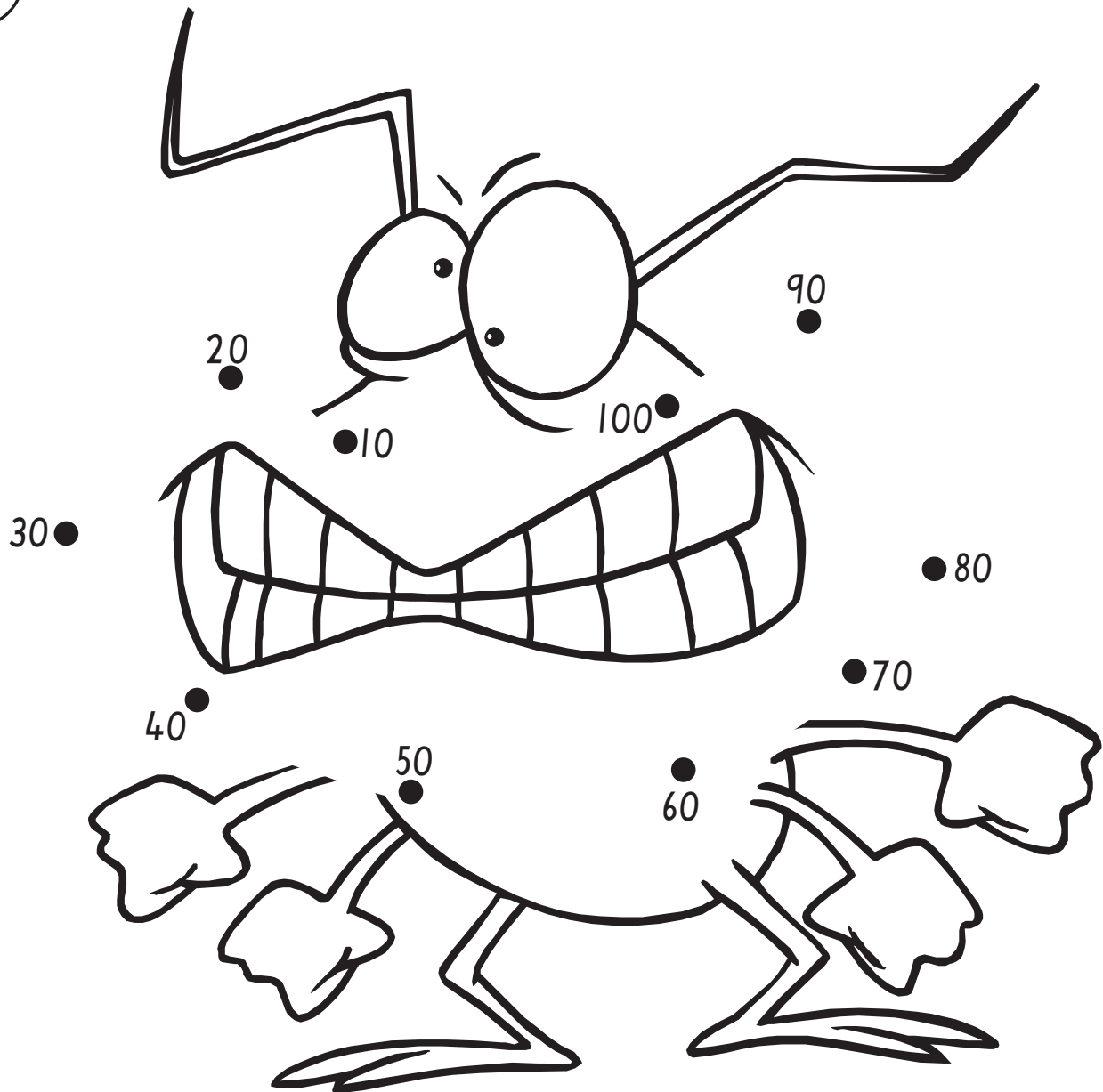


Follow these directions carefully.

- 1 Join the numbers from 10 to 100 counting by 10's.
- 2 The fish is green with yellow fins.
- 3 She is reading a red book.
- 4 There are 8 small, orange fish swimming around her.








Follow these directions carefully.

- 1 Join the numbers from 10 to 100 counting by 10's.
- 2 The bug is purple with orange feelers.
- 3 He has yellow teeth and green eyes.
- 4 The bug is standing on a green leaf with some holes in it.





Join  
these  
answers  
in order.

$2 + 3 =$	
$4 + 2 =$	
$1 + 1 =$	
$2 + 5 =$	
$1 + 3 =$	
$5 + 3 =$	
$1 + 0 =$	
$2 + 1 =$	
$5 + 5 =$	
$6 + 3 =$	

Follow these directions carefully.

- 1 The dog is black and has a red nose.
- 2 His eyes are yellow.
- 3 He is playing an orange horn.
- 4 He is walking down a brown road.

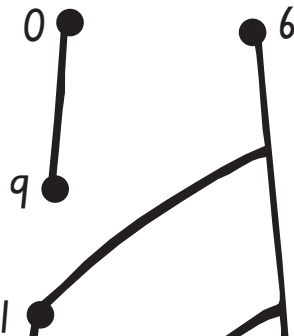
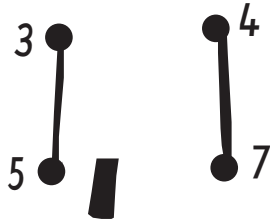





$1 + 2 =$	
$4 + 6 =$	
$1 + 4 =$	
$0 + 1 =$	
$5 + 3 =$	
$1 + 5 =$	
$1 + 1 =$	
$2 + 7 =$	
$5 + 2 =$	
$1 + 3 =$	

Follow these directions carefully.

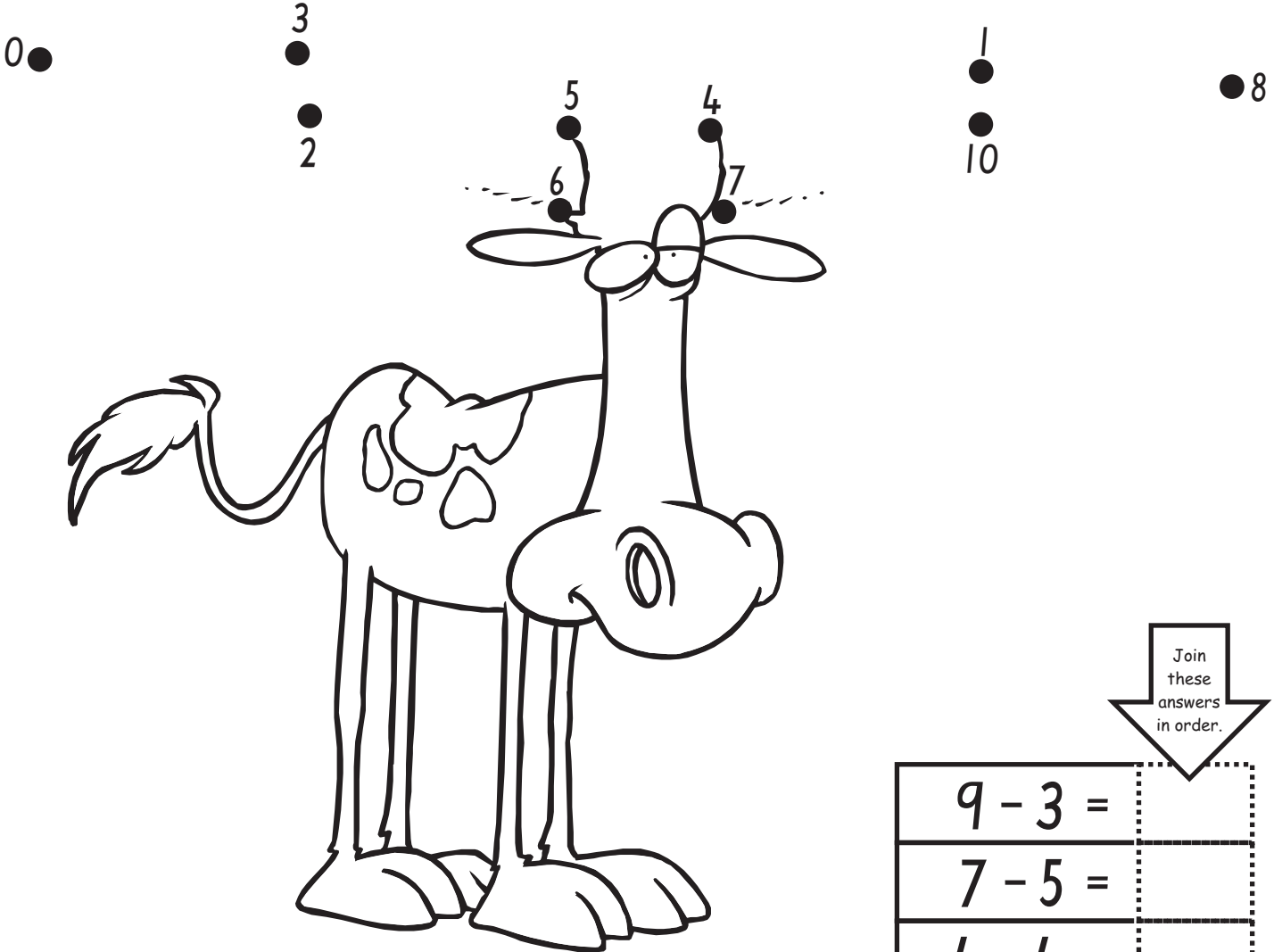
- 1 The man has a green coat and brown pants.
- 2 His skin is pink and his hair is red.
- 3 He is using yellow tape on the red rocket.
- 4 The man is working in his garage.



$5 - 3 =$	
$4 - 1 =$	
$10 - 2 =$	
$9 - 5 =$	
$8 - 3 =$	
$5 - 5 =$	
$9 - 2 =$	
$8 - 2 =$	
$10 - 1 =$	
$9 - 8 =$	

Follow these directions carefully.

- 1 The lighthouse has red stripes.
- 2 The light is yellow and the roof is green.
- 3 The water is blue.
- 4 A storm is coming with lots of dark clouds.




Join  
these  
answers  
in order.

$9 - 3 =$	
$7 - 5 =$	
$4 - 4 =$	
$6 - 3 =$	
$10 - 5 =$	
$9 - 5 =$	
$8 - 7 =$	
$9 - 1 =$	
$10 - 0 =$	
$9 - 2 =$	

Follow these directions carefully.

- 1 The cow is brown with black patches.
- 2 His horns are orange.
- 3 His eyes are yellow and his nostrils are pink.
- 4 He is standing in front of a fence on the farm.





Join  
these  
answers  
in order.

$12 + 3 =$	
$4 + 12 =$	
$11 + 1 =$	
$5 + 5 =$	
$11 + 3 =$	
$3 + 3 =$	
$10 + 10 =$	
$13 + 5 =$	
$6 + 5 =$	
$10 + 3 =$	
$15 + 4 =$	
$4 + 4 =$	
$12 + 5 =$	
$5 + 4 =$	
$4 + 3 =$	

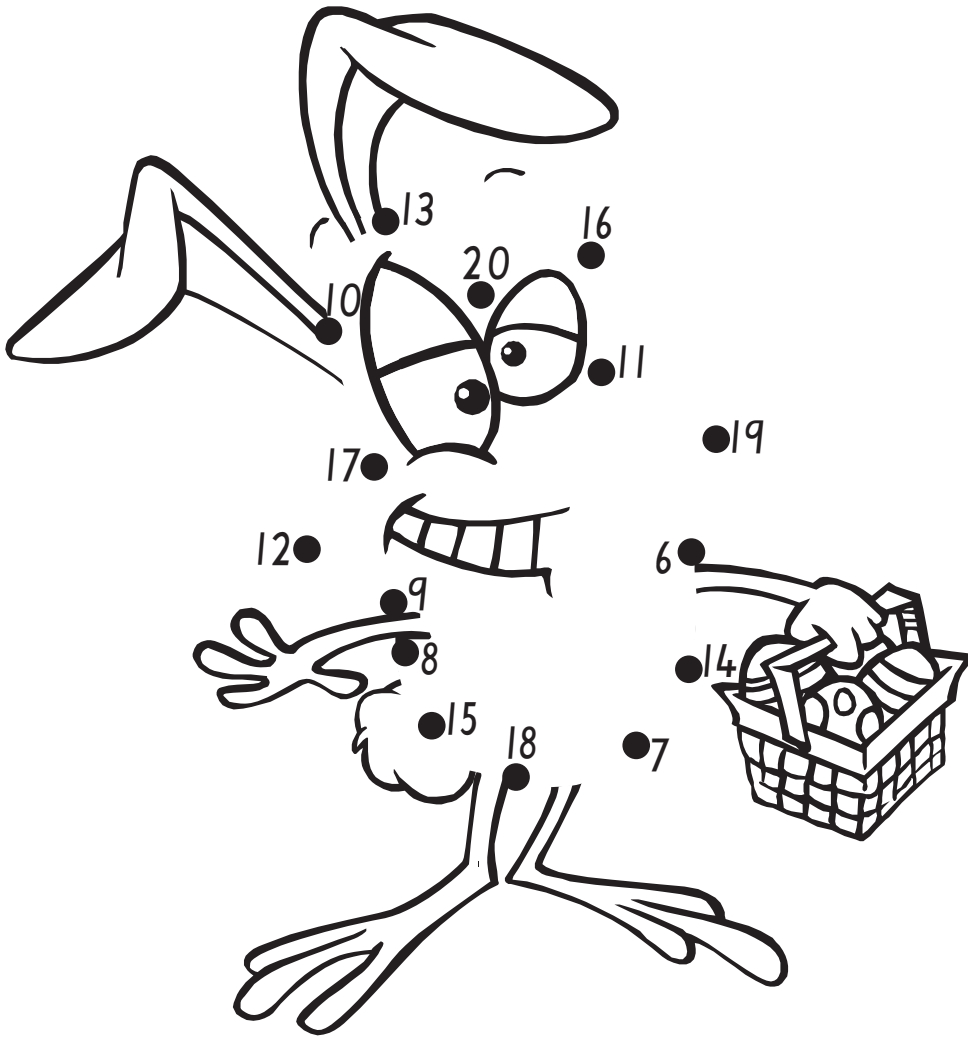
12●

●20

Follow these directions carefully.

- 1 The box is brown with a red winder.
- 2 The jack-in-the-box is red and yellow.
- 3 He has a long green spring.
- 4 There are 2 other toys near him.






Join  
these  
answers  
in order.

$1 + 7 =$	
$4 + 11 =$	
$13 + 5 =$	
$5 + 2 =$	
$7 + 7 =$	
$4 + 2 =$	
$9 + 10 =$	
$7 + 4 =$	
$9 + 7 =$	
$10 + 10 =$	
$9 + 4 =$	
$6 + 4 =$	
$8 + 9 =$	
$7 + 5 =$	
$6 + 3 =$	

Follow these directions carefully.

- 1 The frog is green with pink ears.
- 2 His teeth are yellow and his tail is white.
- 3 He has a basket of colourful Easter eggs.
- 4 He is standing on a green lily pad.





Join  
these  
answers  
in order.


$17 - 7 =$	
$13 - 11 =$	
$10 - 5 =$	
$15 - 2 =$	
$10 - 7 =$	
$7 - 3 =$	
$10 - 10 =$	
$12 - 4 =$	
$9 - 8 =$	
$10 - 4 =$	
$9 - 2 =$	
$16 - 2 =$	
$19 - 1 =$	
$17 - 5 =$	
$20 - 3 =$	

Follow these directions carefully.

- 1 The lady has yellow hair and pink skin.
- 2 She is wearing a green top and red skirt.
- 3 The mailbag is brown and heavy.
- 4 The letters are all different colours.








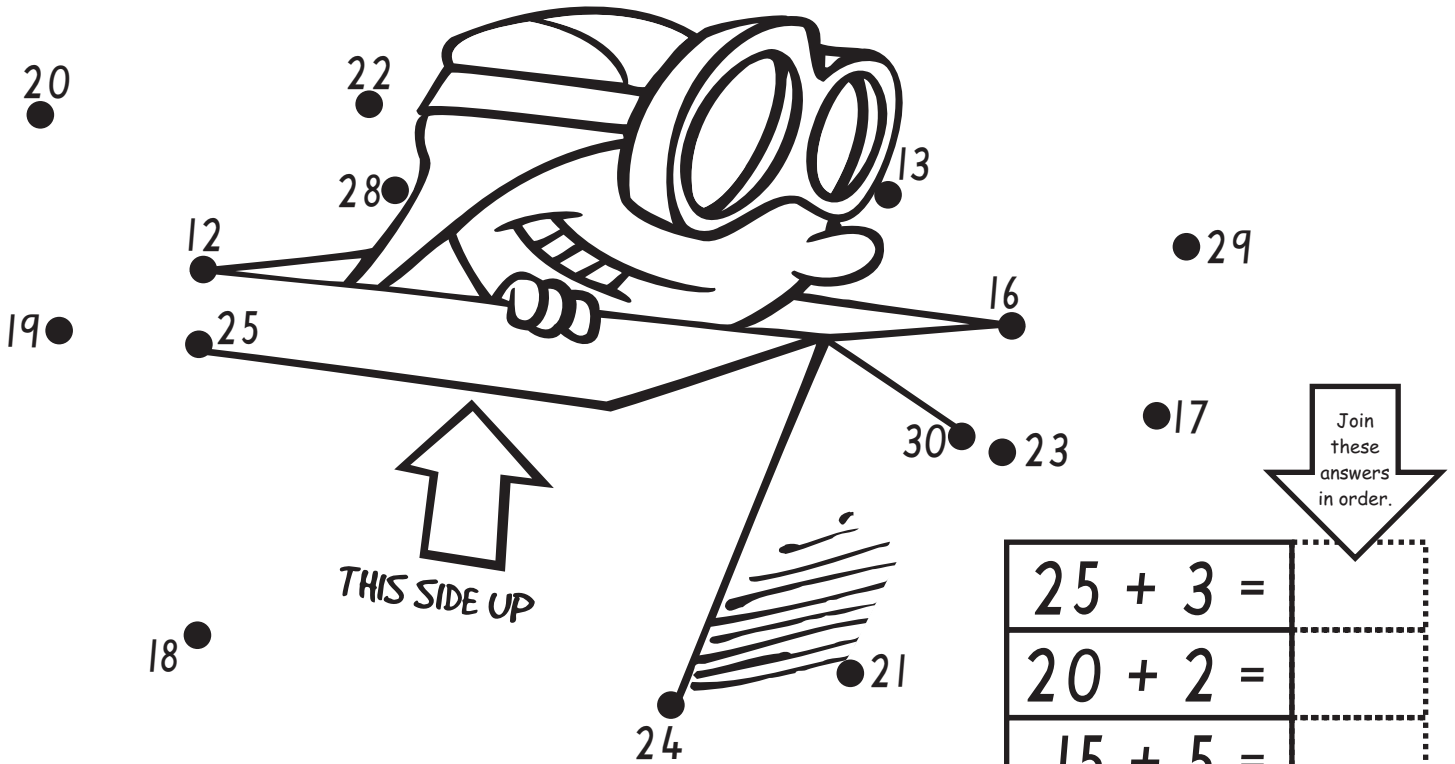
Join these answers in order.

$10 - 5 =$	
$20 - 5 =$	
$9 - 5 =$	
$19 - 3 =$	
$9 - 8 =$	
$17 - 0 =$	
$20 - 10 =$	
$12 - 5 =$	
$16 - 8 =$	
$20 - 9 =$	
$7 - 7 =$	
$14 - 2 =$	
$19 - 10 =$	
$18 - 5 =$	
$15 - 13 =$	

Follow these directions carefully.

- 1 The man has blue shorts and orange hair.
- 2 His towel is green and his jacket is yellow.
- 3 The pool is red with blue fish.
- 4 He is standing in his backyard.




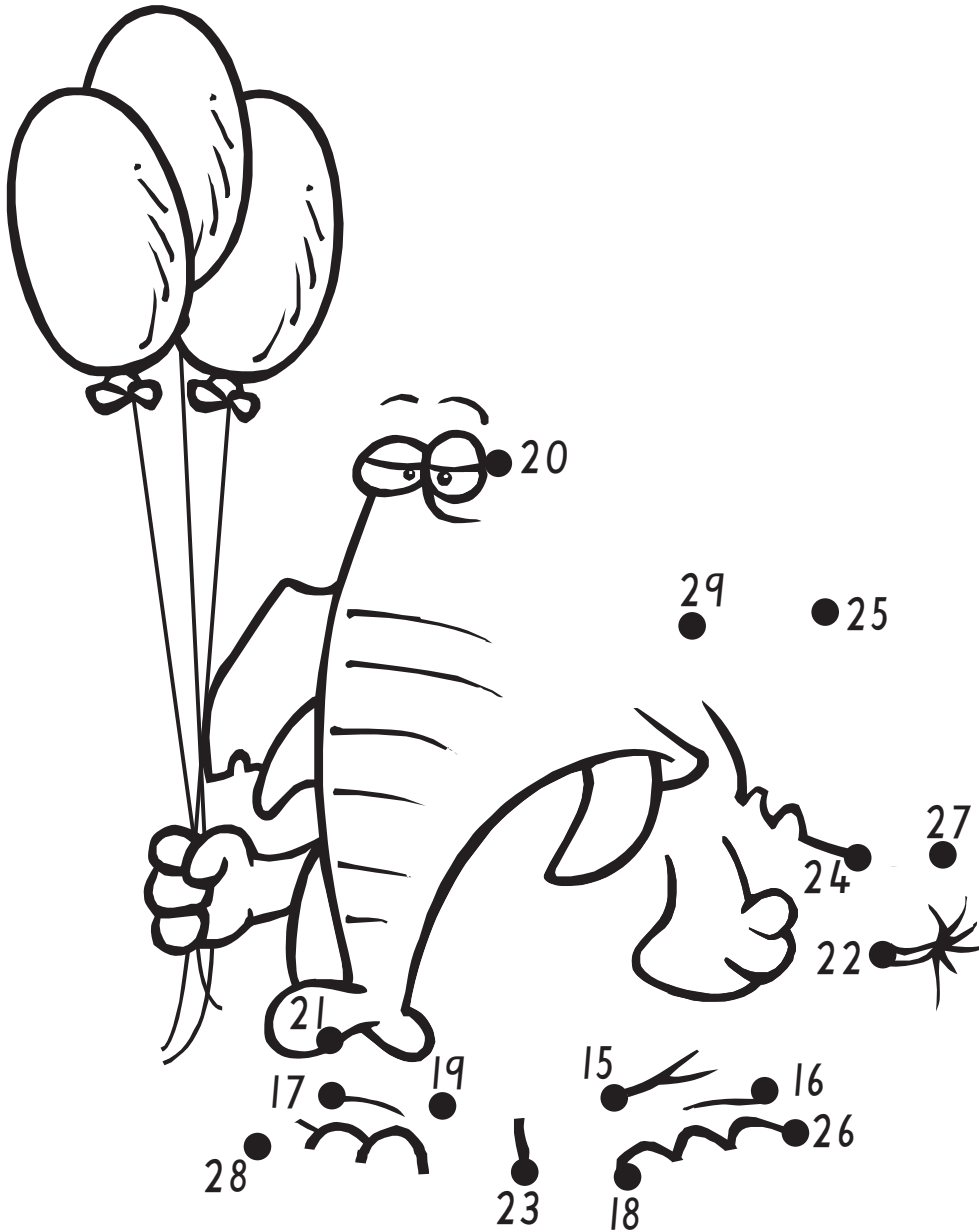


$25 + 3 =$	
$20 + 2 =$	
$15 + 5 =$	
$7 + 5 =$	
$11 + 8 =$	
$23 + 2 =$	
$10 + 8 =$	
$19 + 5 =$	
$16 + 5 =$	
$9 + 21 =$	
$18 + 5 =$	
$14 + 3 =$	
$11 + 5 =$	
$25 + 4 =$	
$10 + 3 =$	

Follow these directions carefully.

- 1 The box is brown with a red arrow.
- 2 The boy has orange goggles.
- 3 He is wearing a black helmet.
- 4 There are toys all over the floor.



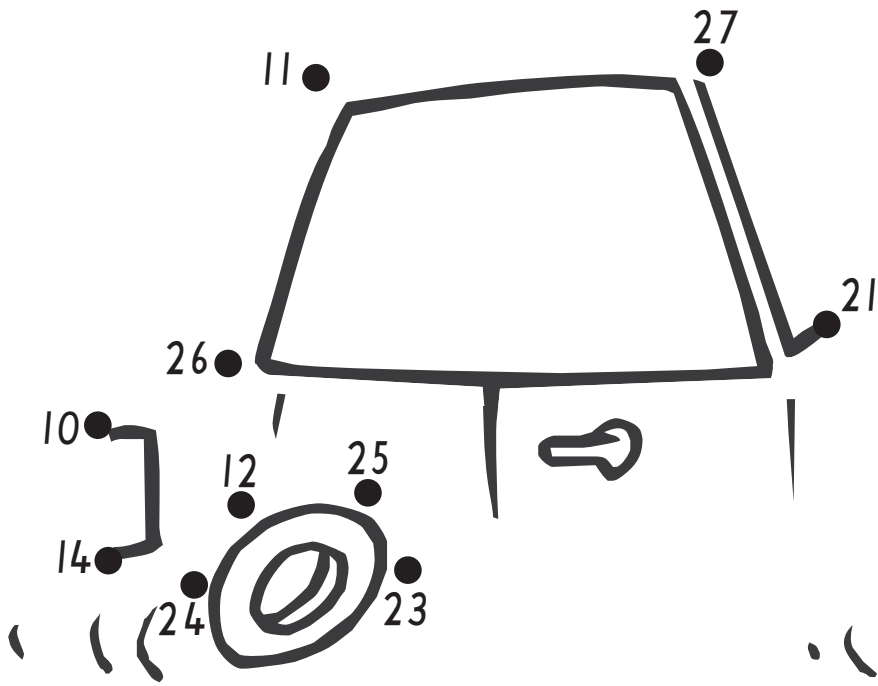


Join  
these  
answers  
in order.

$13 + 7 =$	
$9 + 20 =$	
$15 + 10 =$	
$12 + 12 =$	
$21 + 6 =$	
$11 + 11 =$	
$8 + 8 =$	
$16 + 10 =$	
$9 + 9 =$	
$12 + 11 =$	
$19 + 9 =$	
$12 + 5 =$	
$16 + 5 =$	
$17 + 2 =$	
$6 + 9 =$	

Follow these directions carefully.

- 1 The elephant is grey with yellow tusks.
- 2 His toenails are orange and dirty.
- 3 The balloons are red, green and blue.
- 4 He wanted to go on the merry-go-round.




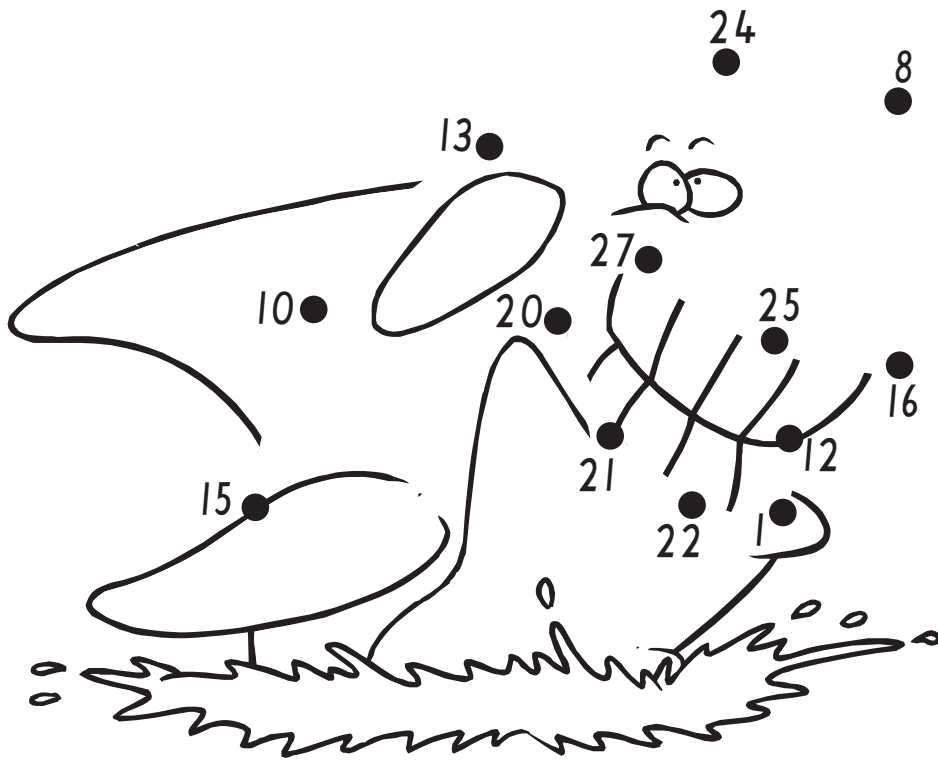
Join these answers in order.

$25 - 5 =$	
$27 - 4 =$	
$30 - 5 =$	
$15 - 3 =$	
$30 - 6 =$	
$17 - 3 =$	
$20 - 10 =$	
$30 - 4 =$	
$19 - 8 =$	
$30 - 3 =$	
$29 - 8 =$	
$26 - 26 =$	
$29 - 1 =$	
$27 - 5 =$	
$20 - 15 =$	

Follow these directions carefully.

- 1 The car is red.
- 2 The wheels are black.
- 3 Dad is driving the car to work.
- 4 Mum is waving goodbye to him.






Join these answers in order.

$15 - 3 =$	
$30 - 29 =$	
$28 - 6 =$	
$25 - 4 =$	
$30 - 10 =$	
$30 - 3 =$	
$30 - 5 =$	
$20 - 4 =$	
$20 - 9 =$	
$30 - 4 =$	
$29 - 21 =$	
$27 - 3 =$	
$20 - 7 =$	
$18 - 8 =$	
$30 - 15 =$	

Follow these directions carefully.

- 1 The whale is grey with a big green spot.
- 2 His teeth are yellow and the water is blue.
- 3 The ball is black and orange.
- 4 2 dolphins are watching the whale.





2 o'clock

10 o'clock

8 o'clock

1 o'clock

11 o'clock

6 o'clock

3 o'clock

12 o'clock

4 o'clock


9 o'clock

5 o'clock

7 o'clock

Follow these directions carefully.

- 1 The star is blue.
- 2 The eyes are yellow and red.
- 3 The teeth are orange.
- 4 There are 6 more stars in the sky.





8 o'clock

2 o'clock

11 o'clock

1 o'clock

6 o'clock

3 o'clock

12 o'clock

5 o'clock

7 o'clock


9 o'clock

10 o'clock

4 o'clock

Follow these directions carefully.

- 1 The boy has a red shirt and black pants.
- 2 His hair is brown and his shoes are green.
- 3 The kite is red with a drawing of a bat on it.
- 4 The boy is flying his kite in the park.



Join these times in order.

3:00
10:00
6:00
12:00
2:00
4:00
7:00
11:00
1:00
5:00
9:00
8:00

Follow these directions carefully.



- 1 The snail is green with orange spots.
- 2 Her shell is brown and the ropes are black.
- 3 The rocket is red with a blue nose cone.
- 4





Join these money amounts in order.

10 cents
\$1.50
\$2
20 cents
5 cents
\$1
50 cents
\$3
\$2.50
\$4

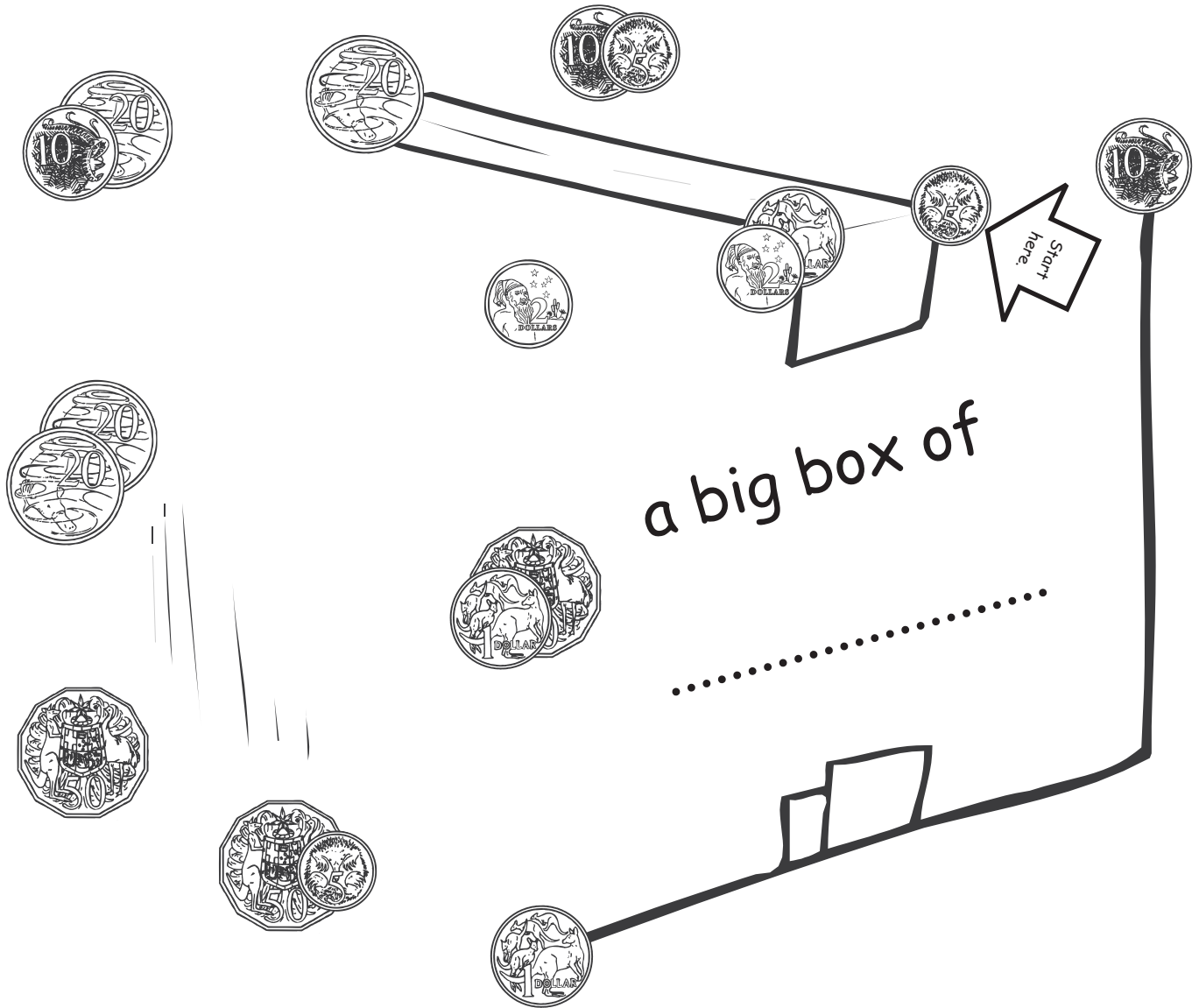
Follow these directions carefully.

- 1 The animal is brown with a red nose.
- 2 The cliff is orange and the sea is blue.
- 3 The sun is shining in the sky.
- 4 There are 4 little fish swimming in the waves.





Money



Follow these directions carefully.

- 1 Join the money amounts together from smallest to largest.
- 2 The box is yellow.
- 3 The tape on the box is brown.
- 4 Draw what was in the box.





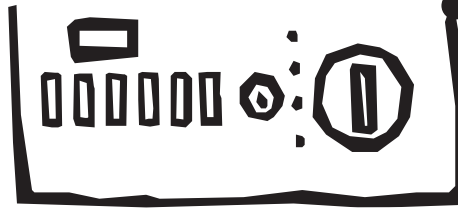
day ●

One ●

a ●  
was ●

little ●

boy ●

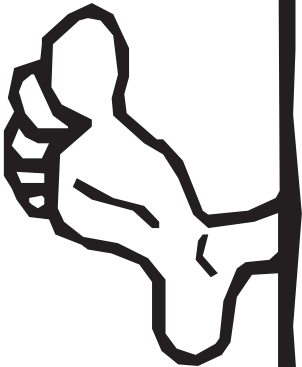


the ●


● park



at ●



had ●




and ●



lots ●

●  
of

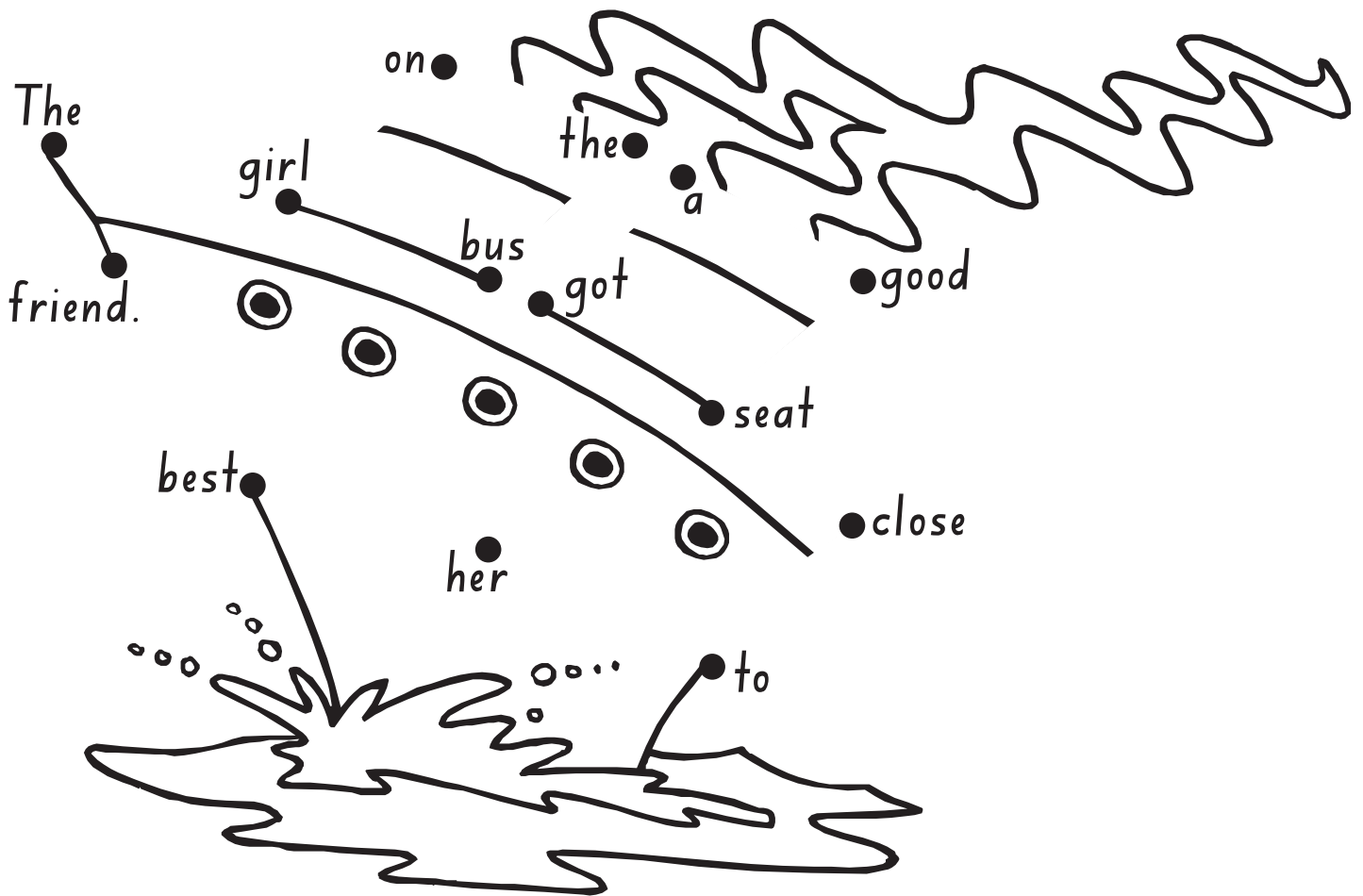
he ●  
fun.



Follow these directions carefully.


- 1 Join the words so that they make a sentence.
- 2 The hands and feet are pink.
- 3 The face is red and the washing machine is yellow.
- 4 Write the sentence again.

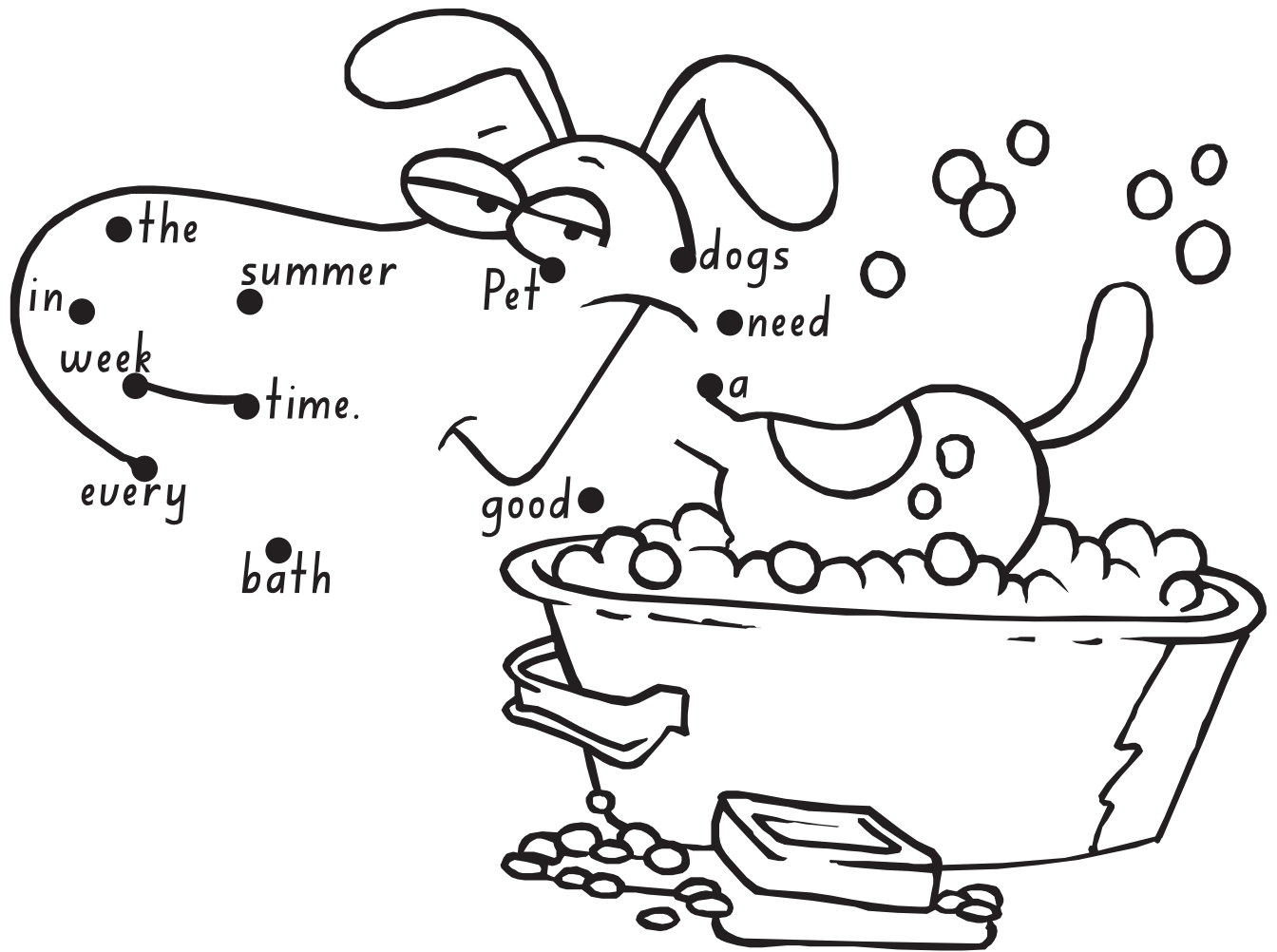




Follow these directions carefully.


- 1 Join the words so that they make a sentence.
- 2 The chimneys are red and yellow and the smoke is black.
- 3 The ship is green and orange. The waves are blue.
- 4 There are 7 birds in the sky and 4 fish in the water.





Follow these directions carefully.

- 1 Join the words so that they make a sentence.
- 2 The dog is orange with brown spots.
- 3 The tub is grey and the soap is yellow.
- 4 Write the sentence again.



**‘Dot to Dot Directions’** provides activities which will engage students in learning by providing interesting and motivating worksheets about basic facts.

- \* The activities involve following directions to colour and finish dot to dot pictures.
- \* Not just limited to numbers, these worksheets explore the alphabet, money, time and much more.
- \* These activities will help in developing reading and comprehension skills as well as provide a revision of basic skills.

**This book is suitable for the following grades in different states.**

	NSW	ACT	VIC	TAS	WA	NT	SA	QLD	NZ	
K, Prep	✓	✓	✓	✓						LOWER MIDDLE UPPER
1	✓	✓	✓	✓	✓	✓	✓	✓	✓	
2					✓	✓	✓	✓	✓	
3										
4										
5										
6										
7										

**Burrabooks** publications are written by Australian teachers who have had extensive classroom experience.

For more information visit:  
[www.burrabooks.com.au](http://www.burrabooks.com.au)

