


READ and COLOUR

Single Sounds




Educational Worksheets



READ and COLOUR

Single Sounds



Read and Colour - Single Sounds

written by Louise and Greg Porich

© Burrabooks Pty Ltd.

First Published 2005

ABN 22 070 006 085

P. O. Box 611,

Moruya NSW 2537

Ph: 0244 742 355

Fax: 0244 742 399

All rights reserved.

Except under the conditions described in the Copyright Act, 1968 of Australia and subsequent amendments, no part of this publication may be reproduced, stored in a retrieval system or transmitted in any form or by any means, electronic, mechanical, photocopying, recording, scanning or otherwise without the express prior permission of the copyright owner.

Burrabooks thanks Ron Leishman for permission to use some images in this book.

As with all Burrabooks publications every attempt is made to acknowledge copyright. Any infringements are purely coincidental and the publisher offers apologies where applicable.

ISBN 1 86402 087 3

www.burrabooks.com.au
mail@burrabooks.com.au
Latest books, news & more.

BUR-501



BURRABOOKS

www.burrabooks.com.au
mail@burrabooks.com.au



READ and COLOUR

Single Sounds
























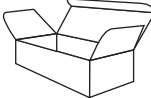


Introduction

Read and Colour - Single Sounds has been designed to reinforce the recognition of the letters of the alphabet and the sounds they make.

Students are asked to recognise and write single sounds in their beginning, middle and final positions in words.

Recognition of single sounds sets the foundation for developing further reading skills.

The pictures below will help you with the correct sounds for each of the letters of the alphabet.


 apple	 ball	 cat	 dog	 egg	 fish	 goat
 hat	 igloo	 jug	 key	 leaf	 man	 net
 orange	 pot	 quilt	 ring	 sun	 top	 umbrella
 van	 wall	 box	 yawn	 zebra		

Most letters can have more than one sound e.g. 'o' as in orange or 'o' as in oval. These pictures will help you with the correct sound for each letter of the alphabet.

Write the missing sounds. Colour the picture.



Finish in your own colours.




Use these sounds to make words. → f s c l b j h y t g

<p>blue</p> <p>__acht</p>	<p>green</p> <p>__acket</p>	<p>red</p> <p>__ape</p>	<p>yellow</p> <p>__ucket</p>	<p>purple</p> <p>__as</p>
<p>pink</p> <p>__ix</p>	<p>orange</p> <p>__orn</p>	<p>black</p> <p>__ettuce</p>	<p>brown</p> <p>__arrot</p>	<p>rainbow</p> <p>__an</p>

Write the missing sounds. Colour the picture.



Finish in your own colours.



Use these sounds to make words.

d r b p g c a j k w

blue

__aby

green

__pple

red

__og

yellow

__ite

purple

__ot

pink

__ate

orange

__ar

black

__ig

brown

__ing


rainbow

__ig

Write the missing sounds. Colour the picture.



Finish in your own colours.



Use these sounds to make words.


→ s h q f l r t p w o

<p>blue</p> <p>__ock</p>	<p>green</p> <p>__iano</p>	<p>red</p> <p>__ueen</p>	<p>yellow</p> <p>__oaster</p>	<p>purple</p> <p>__orse</p>
<p>pink</p> <p>__range</p>	<p>orange</p> <p>__all</p>	<p>black</p> <p>__older</p>	<p>brown</p> <p>__ocks</p>	<p>rainbow</p> <p>__ocket</p>

Write the missing sounds. Colour the picture.



Finish in your own colours.



Use these sounds to make words.

→ k s t w b c u r y p


blue




green




red



yellow




purple




pink



orange



black



brown



rainbow



Write the missing sounds. Colour the picture.



Finish in your own colours.



Use these sounds to make words.


→ p b c a t m j y n s

<p>blue</p> <p>__ilk</p>	<p>green</p> <p>__ake</p>	<p>red</p> <p>__one</p>	<p>yellow</p> <p>__ug</p>	<p>purple</p> <p>__en</p>
<p>pink</p> <p>__pple</p>	<p>orange</p> <p>__andwich</p>	<p>black</p> <p>__oghurt</p>	<p>brown</p> <p>__uts</p>	<p>rainbow</p> <p>__ot</p>

Write the missing sounds. Colour the picture.




Finish in your own colours.



Use these sounds to make words.

f c w d u g b s p t

blue



__oat

green




__lane

red



__ry

yellow



__ish

purple



__ind

pink



__mbrella

orange



__ive

black




__us

brown



__op

rainbow

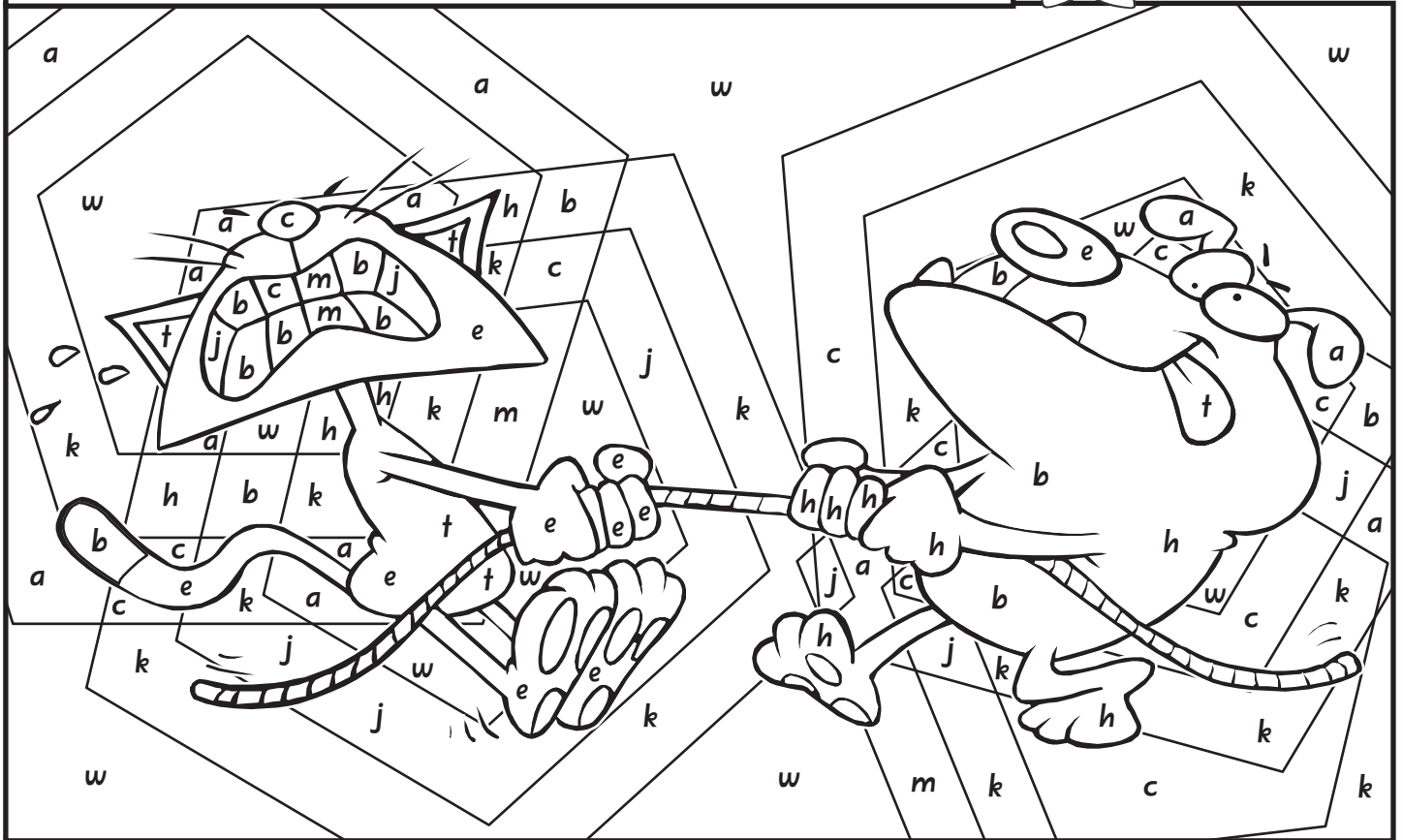


__nake

Write the missing sounds. Colour the picture.



Finish in your own colours.




Use these sounds to make words. → h w t a e b j m k c

<p>blue</p> <p>__orm</p>	<p>green</p> <p>__at</p>	<p>red</p> <p>__oala</p>	<p>yellow</p> <p>__us</p>	<p>purple</p> <p>__ive</p>
<p>pink</p> <p>__axi</p>	<p>orange</p> <p>__et</p>	<p>black</p> <p>__nts</p>	<p>brown</p> <p>__lephant</p>	<p>rainbow</p> <p>__oon</p>

Write the missing sounds. Colour the picture.



Finish in your own colours.




Use these sounds to make words.



z p c s t f r m h l

blue



__ion

green



__en

red



__op

yellow



__tar

purple




__ence

pink




__ebra

orange




__at

black



__at

brown



__obot

rainbow




__iger

Write the missing sounds. Colour the picture.




Finish in your own colours.




Use these sounds to make words.

i b q s t d m c u l


blue



green




red




yellow



purple



pink



orange




black



brown




rainbow



Write the missing sounds. Colour the picture.



Finish in your own colours.



Use these sounds to make words.




d b f i j t c a k n

<p>blue</p> <p>__eeth</p>	<p>green</p> <p>__et</p>	<p>red</p> <p>__ucks</p>	<p>yellow</p> <p>__ennel</p>	<p>purple</p> <p>__nk</p>
<p>pink</p> <p>__ox</p>	<p>orange</p> <p>__est</p>	<p>black</p> <p>__ooks</p>	<p>brown</p> <p>__andle</p>	<p>rainbow</p> <p>__nt</p>


Write the missing sounds. Colour the picture.



Finish in your own colours.



Use these sounds to make words.




d r m f t h s l p g


blue




green




red




yellow



purple



pink




orange




black



brown




rainbow



Write the missing sounds. Colour the picture.



Finish in your own colours.



Use these sounds to make words.


→ p w t r z e x s b l

blue



__ipper

green



__ig

red



__og

yellow



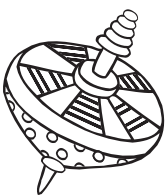
__at

purple




__all

pink



__op

orange




__ray

black



__gg

brown



__un

rainbow

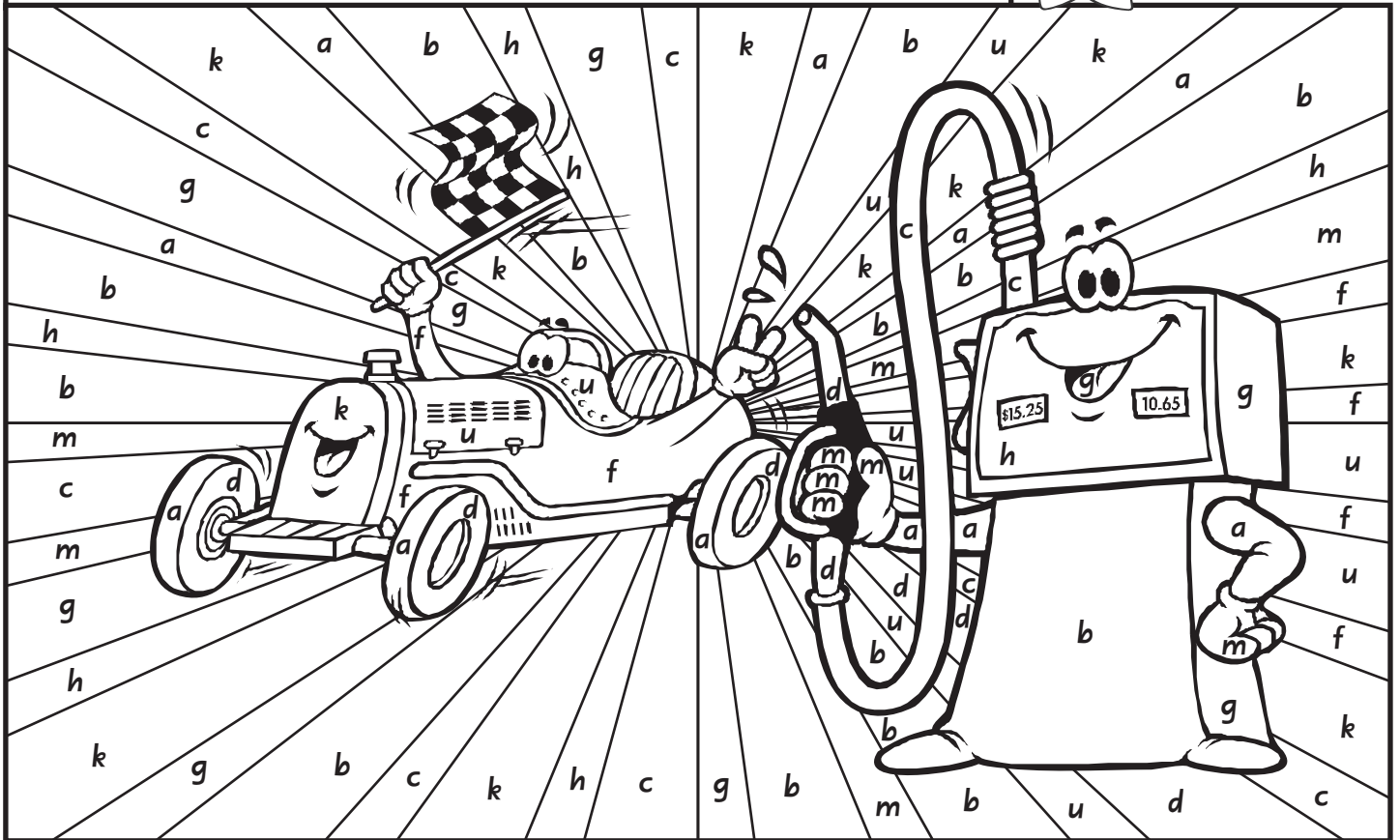


__itch

Write the missing sounds. Colour the picture.



Finish in your own colours.




Use these sounds to make words. → g c f d m b a u h k

<p>blue</p> <p>__ey</p>	<p>green</p> <p>__in</p>	<p>red</p> <p>__ate</p>	<p>yellow</p> <p>__ork</p>	<p>purple</p> <p>__rrow</p>
<p>pink</p> <p>__ook</p>	<p>orange</p> <p>__ap</p>	<p>black</p> <p>__oor</p>	<p>brown</p> <p>__ire</p>	<p>rainbow</p> <p>__mbrella</p>

Write the missing sounds. Colour the picture.



Finish in your own colours.



Use these sounds to make words.

g c z m h t b d w u

blue



__actus

green



__atch

red



__ut

yellow



__olcano

purple




__ull

pink



__ower

orange




__oat

black



__ero

brown



__able

rainbow



__ancer

Write the missing sounds. Colour the picture.



Finish in your own colours.



Use these sounds to make words.



b u n c t a o e i y

blue

r__t

green

__at

red

u__t

yellow

s__n

purple

__ell

pink

__op

orange

l__g

black

__ut

brown

p__g

rainbow

__ed

Write the missing sounds. Colour the picture.



Finish in your own colours.

Use these sounds to make words.




u b o d i r e t a k

<p>blue</p> <p>__ite</p>	<p>green</p> <p>__ird</p>	<p>red</p> <p>l__gs</p>	<p>yellow</p> <p>b__t</p>	<p>purple</p> <p>__urtle</p>
<p>pink</p> <p>j__mp</p>	<p>orange</p> <p>h__t</p>	<p>black</p> <p>__oof</p>	<p>brown</p> <p>b__d</p>	<p>rainbow</p> <p>__oor</p>

Write the missing sounds. Colour the picture.




Finish in your own colours.




Use these sounds to make words.

s u i e l u o h a b

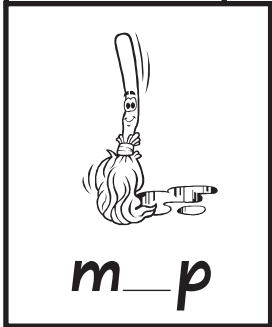
blue




green




red



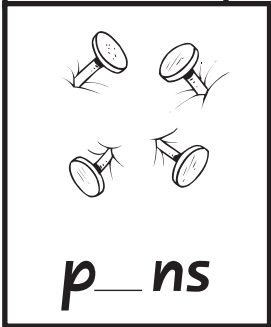
yellow



purple



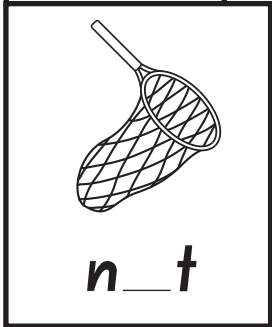
pink



orange



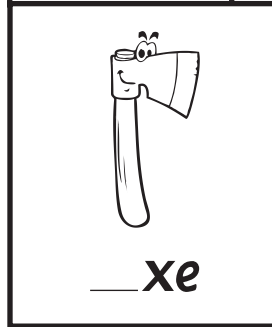
black



brown




rainbow



Write the missing sounds. Colour the picture.



Finish in your own colours.



Use these sounds to make words.

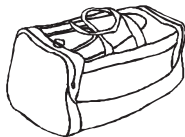
w a i p v u m o e h

blue



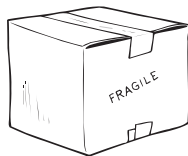
__an

green




b_g

red



b_x

yellow



w_b

purple



__ig

pink



b_b

orange



m_g

black




__ap

brown



__eg

rainbow



__en

Write the missing sounds. Colour the picture.



Finish in your own colours.



Use these sounds to make words.



w t r a f b n h u i

blue



_ork

green



_ine

red



c_p

yellow



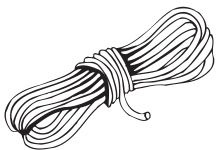
l_p

purple



_eart

pink



_ope

orange



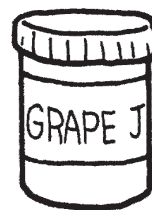
_indy

black



_ike

brown



j_m

rainbow




_ap

Write the missing sounds. Colour the picture.



Finish in your own colours.




Use these sounds to make words.




a c e i s f o u b t


blue




green




red




yellow




purple




pink




orange



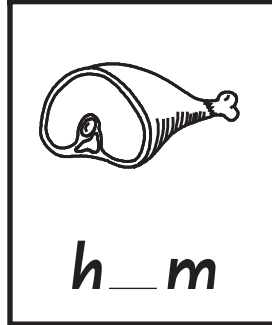
black



brown




rainbow



Write the missing sounds. Colour the picture.


Finish in your own colours.



Use these sounds to make words.

l n k t d g x b p m

blue




pi__

green



car__

red



fo__

yellow




shee__

purple



tu__

pink



wi__

orange




dru__

black




ma__

brown



truc__

rainbow



tai__

Write the missing sounds. Colour the picture.

Finish in your own colours.



b	d	k	g	m	n	k	t	p
m	p	n	s	s	d	n	s	b
d	x	t	x	t	k	m	b	m
m	d	g	t	k	t	g	p	k
n	x	s					t	b
s	t	k	t	s	t	x	t	
t	x	t	x	n	t	k	t	k
k	t	k	t	k	t	s	t	t
t	k	s					t	k
s	t	k	t	s	t	x	t	


Use these sounds to make words.

→ t d m x b s n g p k

<p>blue</p> <p>si__</p>	<p>green</p> <p>bu__</p>	<p>red</p> <p>pi__</p>	<p>yellow</p> <p>an__</p>	<p>purple</p> <p>be__</p>
<p>pink</p> <p>va__</p>	<p>orange</p> <p>in__</p>	<p>black</p> <p>ca__</p>	<p>brown</p> <p>da__</p>	<p>rainbow</p> <p>we__</p>

Write the missing sounds. Colour the picture.

Finish in your own colours.



Use these sounds to make words.

d b l t f p g n m s

blue

wol__

green

bu__

red

po__

yellow

gir__

purple

ju__

pink

cra__

orange

su__

black

ho__

brown

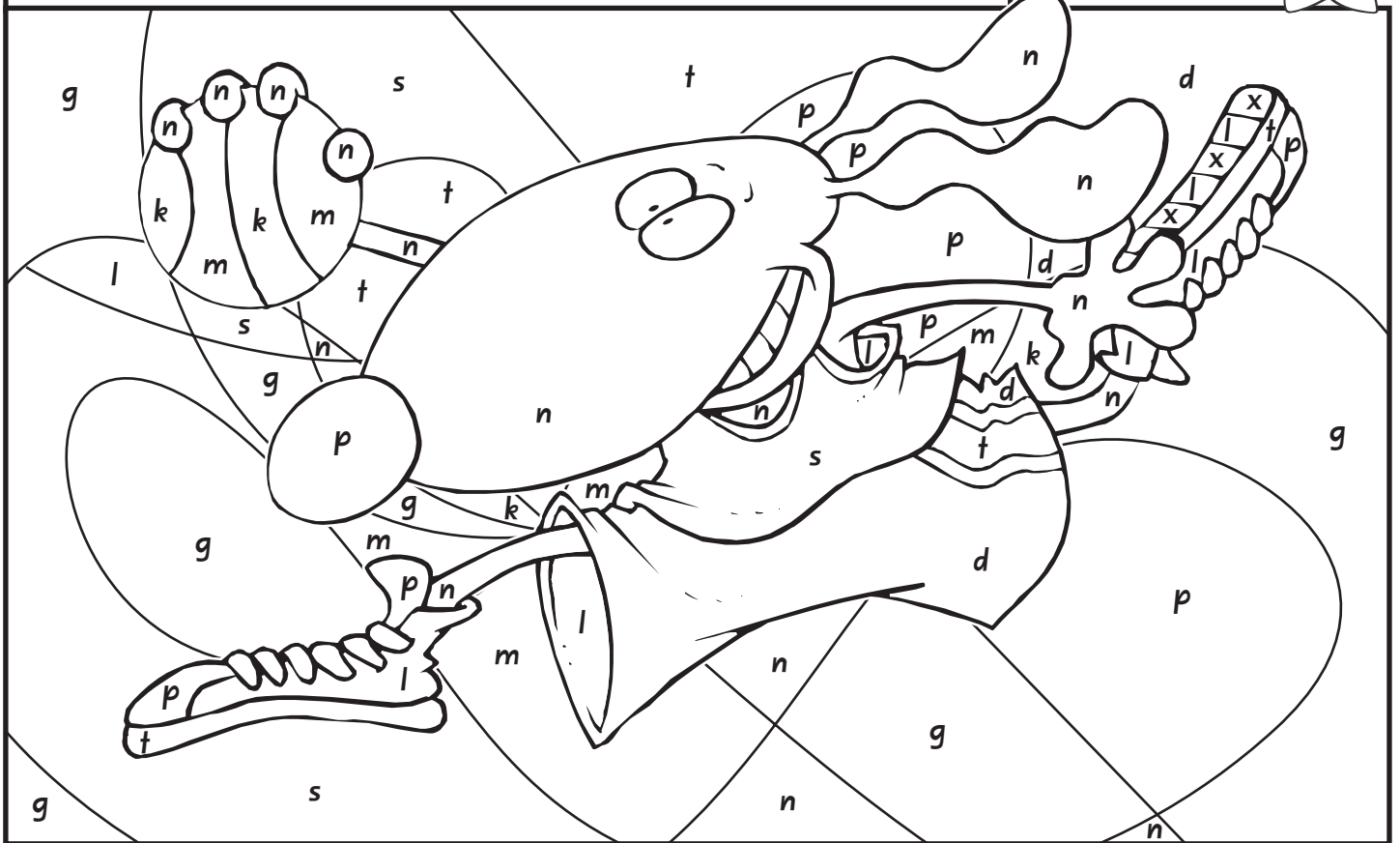
be__

rainbow

mu__

Write the missing sounds. Colour the picture.

Finish in your own colours.



Use these sounds to make words.

l x p k d m t n g s

blue



lam__

green



bir__

red




ha__

yellow



le__

purple



fa__

pink



ga__

orange



wor__

black



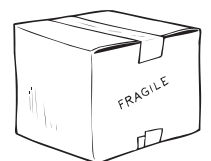
sea__

brown



boo__


rainbow



bo__

Write the missing sounds. Colour the picture.

Finish in your own colours.



Use these sounds to make words.

f x l k g t n m d p

<p>blue</p> <p>je__</p>	<p>green</p> <p>possu__</p>	<p>red</p> <p>bo__</p>	<p>yellow</p> <p>bir__</p>	<p>purple</p> <p>schoo__</p>
<p>pink</p> <p>mu__</p>	<p>orange</p> <p>moo__</p>	<p>black</p> <p>for__</p>	<p>brown</p> <p>lea__</p>	<p>rainbow</p> <p>li__</p>

Write the missing sounds. Colour the picture.

Finish in your own colours.



Use these sounds to make words.


→ s b p t m d k n l x

blue




cra__

green



robo__

red



lizar__

yellow




hoo__

purple




gir__

pink



cho__

orange



pla__

black



dru__

brown



bu__

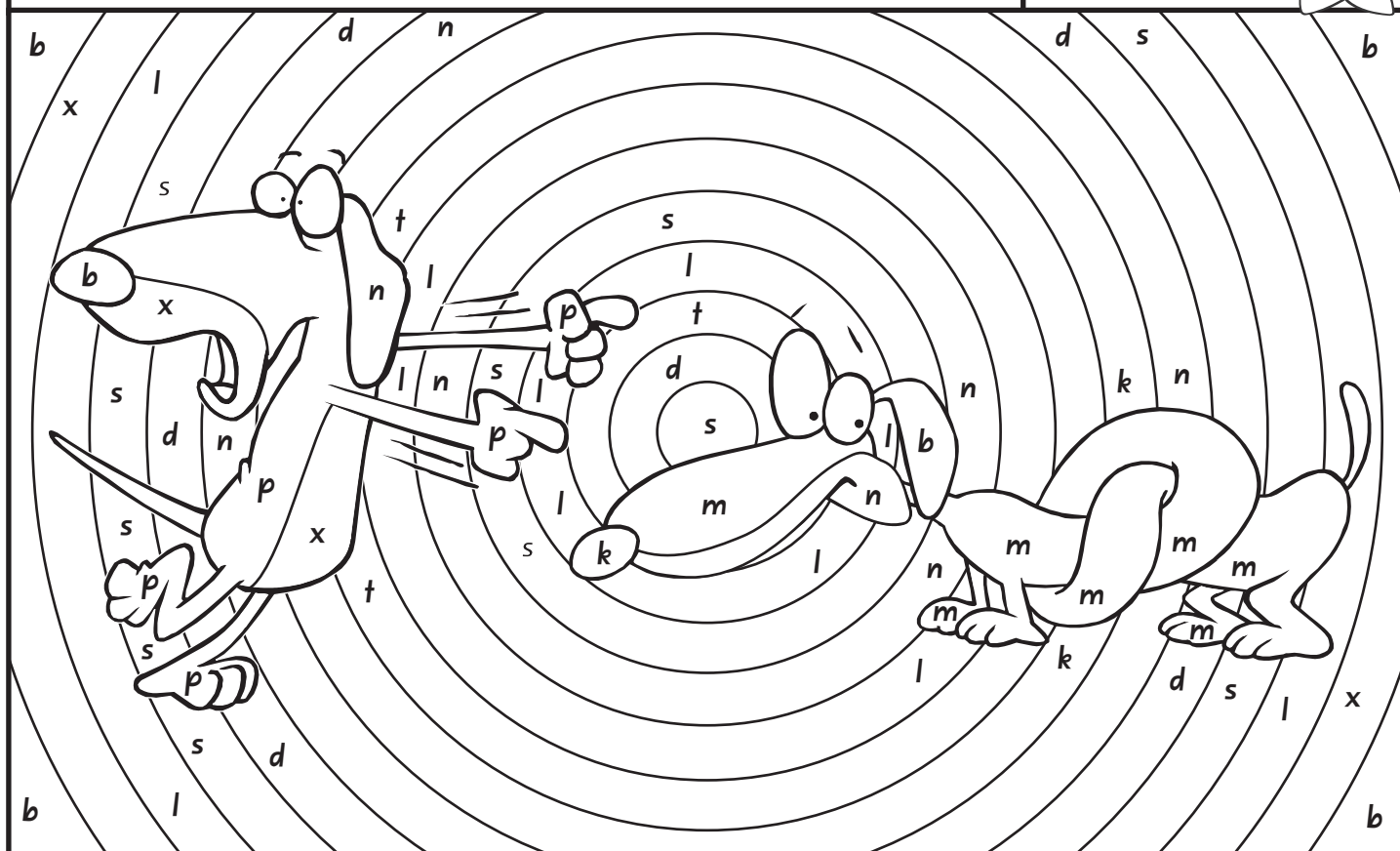
rainbow



fa__

Write the missing sounds. Colour the picture.

Finish in your own colours.



Use these sounds to make words.

→ s d m b n t l k x p

<p>blue</p> <p>bow__</p>	<p>green</p> <p>ten__</p>	<p>red</p> <p>plan__</p>	<p>yellow</p> <p>fi__</p>	<p>purple</p> <p>blee__</p>
<p>pink</p> <p>fo__</p>	<p>orange</p> <p>mo__</p>	<p>black</p> <p>we__</p>	<p>brown</p> <p>ha__</p>	<p>rainbow</p> <p>bu__</p>

Write the missing sounds. Colour the picture.

Finish in your own colours.



Use these sounds to make words.

→ d k t p b n s g m l

blue



bloc__

green



ta__

red



walru__

yellow



swi__

purple



li__

pink



nu__

orange



came__

black



fro__

brown



bi__


rainbow



bi__

Write the missing sounds. Colour the picture.

Finish in your own colours.



Use these sounds to make words.


g n t a p u e i o k

blue




b_g

green




p_n

red




ru__

yellow



s_n

purple



l_p

pink



to__

orange



hoo__

black



rabbi__

brown



c_t


rainbow



ca__

Write the missing sounds. Colour the picture.

Finish in your own colours.



Use these sounds to make words.




s k i e g a o t u l

<p>blue</p> <p>sea__</p>	<p>green</p> <p>h__t</p>	<p>red</p> <p>s__ck</p>	<p>yellow</p> <p>h__t dog</p>	<p>purple</p> <p>puppe__</p>
<p>pink</p> <p>fro__</p>	<p>orange</p> <p>c__bin</p>	<p>black</p> <p>flame__</p>	<p>brown</p> <p>j__tty</p>	<p>rainbow</p> <p>dis__</p>

Write the missing sounds. Colour the picture.


Finish in your own colours.



Use these sounds to make words.

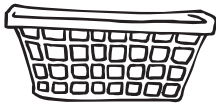
e t n u g a k o l i

blue



p_g

green



baske__

red



lo__

yellow




mas__

purple



n_t

pink




sp__ts

orange




g_n

black



c_t

brown



he__


rainbow



gir__

Write the missing sounds. Colour the picture.

Finish in your own colours.



A large illustration of a smiling cartoon character with glasses and a white shirt, sitting on a wavy line. The character is surrounded by several 3D blocks, each with a letter on one face and a vowel on another. The blocks are scattered around the character. The background consists of horizontal lines with various letters and vowels scattered across them, including 'e', 'k', 'i', 'f', 'u', 'o', 'p', 't', 'g', 'a', 'k', 'u', 'k', 'a', 'f', 'o', 'a', 'k', 'i', 'g', 'o', 'k', 'a', 'f', 'o', 'k', 'i', 'g', 'f', 'o', 'k', 'i', 'g', 'p', 'f', 'i', 'p', 'o', 'p', 'u', 'f', 'p', 'o'.

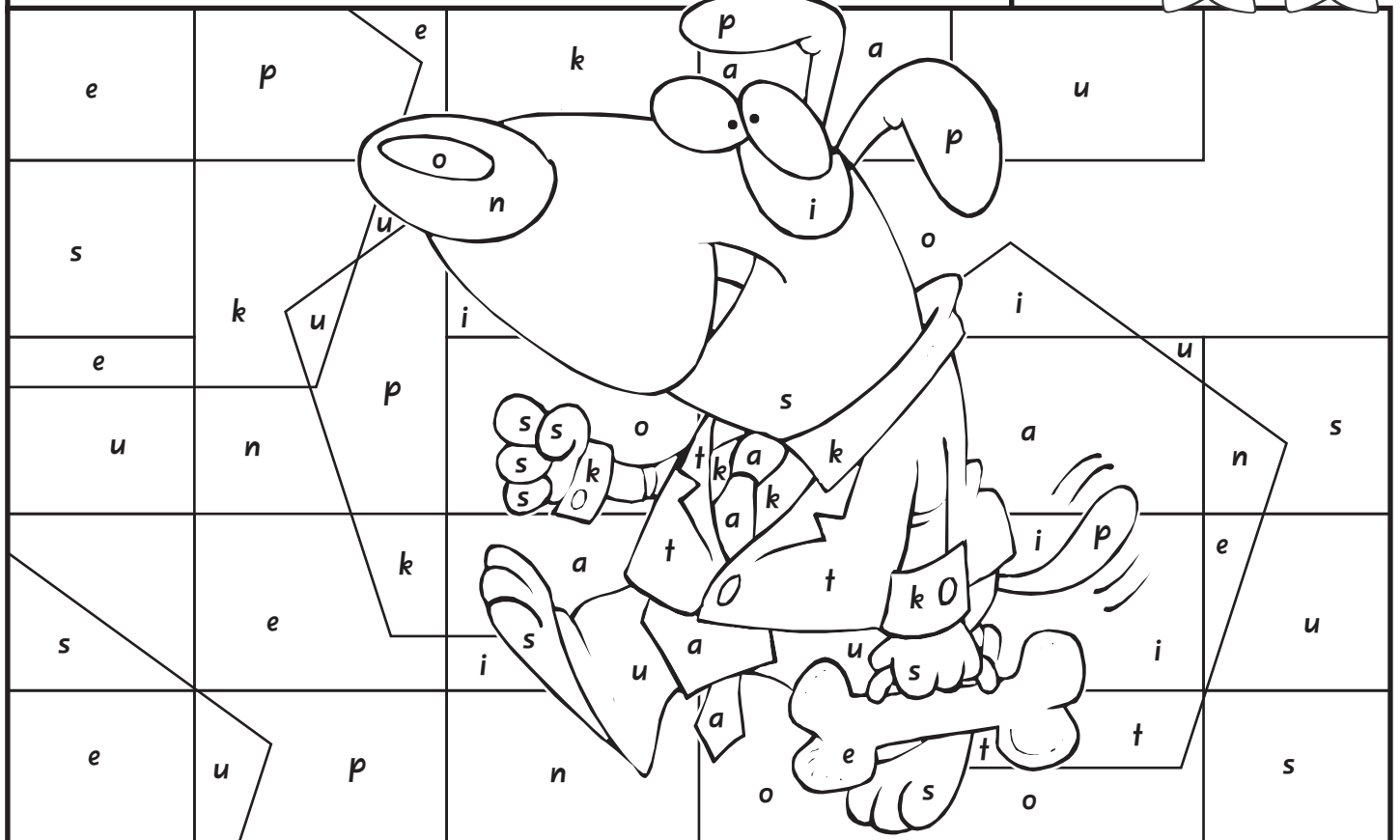
Use these sounds to make words.

→ k p t o a f e g i u

<p>blue</p> <p>d__ck</p>	<p>green</p> <p>stic__</p>	<p>red</p> <p>st__mp</p>	<p>yellow</p> <p>ba__</p>	<p>purple</p> <p>lea__</p>
<p>pink</p> <p>t__ddy</p>	<p>orange</p> <p>j__g</p>	<p>black</p> <p>jum__</p>	<p>brown</p> <p>z__pper</p>	<p>rainbow</p> <p>firs__</p>

Write the missing sounds. Colour the picture.

Finish in your own colours.




Use these sounds to make words.

e s a i p k t o u n

<p>blue</p> <p>c__tch</p>	<p>green</p> <p>an__</p>	<p>red</p> <p>h__t</p>	<p>yellow</p> <p>w__nk</p>	<p>purple</p> <p>h__t</p>
<p>pink</p> <p>k__ttle</p>	<p>orange</p> <p>peg__</p>	<p>black</p> <p>pi__</p>	<p>brown</p> <p>cla__</p>	<p>rainbow</p> <p>sic__</p>

Write the missing sounds. Colour the picture.

Finish in your own colours.




Use these sounds to make words.



u k a p e l s i t o

<p>blue</p> <p>bloc__</p>	<p>green</p> <p>h__nd</p>	<p>red</p> <p>l__p</p>	<p>yellow</p> <p>pu__</p>	<p>purple</p> <p>b__g</p>
<p>pink</p> <p>bol__</p>	<p>orange</p> <p>pig__</p>	<p>black</p> <p>t__n</p>	<p>brown</p> <p>h__p</p>	<p>rainbow</p> <p>poo__</p>

Write the missing sounds. Colour the picture.




Use these sounds to make words.

→ p a k l e m i s n t

<p>blue</p> <p>__ouse</p>	<p>green</p> <p>ca__</p>	<p>red</p> <p>w__ng</p>	<p>yellow</p> <p>__eacher</p>	<p>purple</p> <p>__xe</p>
<p>pink</p> <p>__eaf</p>	<p>orange</p> <p>va__</p>	<p>black</p> <p>k__nnel</p>	<p>brown</p> <p>bar__</p>	<p>rainbow</p> <p>__even</p>

Write the missing sounds. Colour the picture.



Use these sounds to make words.




c n g r f p t u i o

blue




fla__

green



d_g

red



s_n

yellow



__at

purple



mea__

pink




__ills

orange




__an

black



__ence

brown




p_n

rainbow



ma__

Write the missing sounds. Colour the picture.



Use these sounds to make words.

b a s m u r e o p h

blue

__ee

green

b_g

red

m_t

yellow

__ope

purple

pra__

pink

__eal

orange

f_x

black

__ouse

brown

st_ps

rainbow

stam__


Write the missing sounds. Colour the picture.




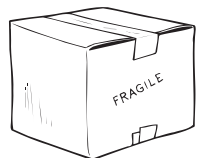
A large grid containing a cartoon illustration of a man with a computer monitor on his head and a keyboard on his stomach. The grid is filled with various letters (m, i, b, o, w, f, n, x, u, t, x, m, b, w, i, n, f, m, u, o, n, w, n, i, i, u, x, w, m, i, w, m, x, o, u, o, n, i, n, f, m) intended for a sound identification activity.


Use these sounds to make words.


n u f o b x m w i t


blue

 cra__


green

 __able


red

 bo__


yellow

 dru__


purple

 __uts

pink

 __ig

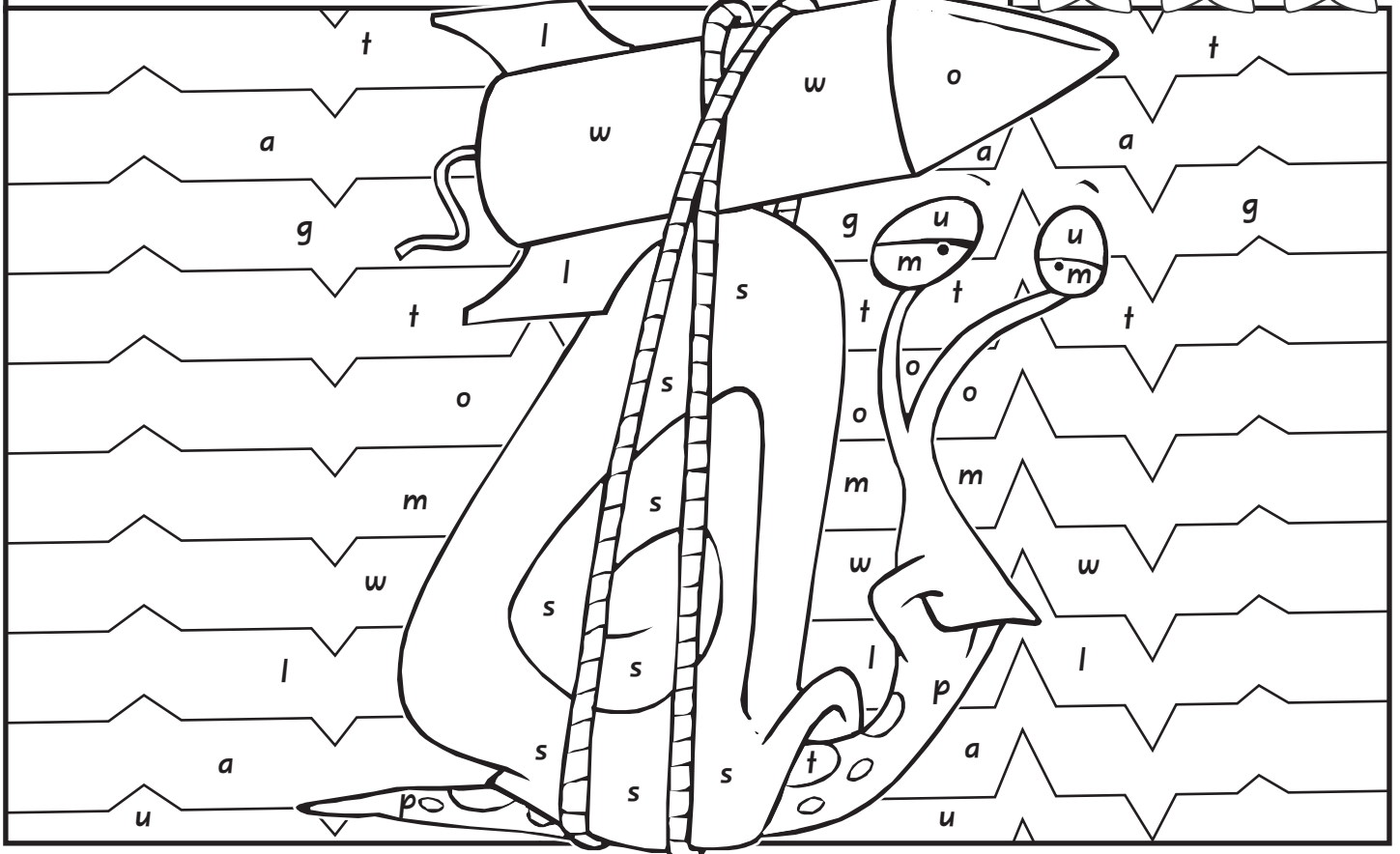
orange

 f__n

black

 __ish

brown

 m__p

rainbow

 m__g

Write the missing sounds. Colour the picture.



Use these sounds to make words.

s t a m o l p w u g

<p>blue</p> <p>__ent</p>	<p>green</p> <p>whi__</p>	<p>red</p> <p>c__t</p>	<p>yellow</p> <p>__onkey</p>	<p>purple</p> <p>__indow</p>
<p>pink</p> <p>__oap</p>	<p>orange</p> <p>__ion</p>	<p>black</p> <p>t__g</p>	<p>brown</p> <p>__mbrella</p>	<p>rainbow</p> <p>fla__</p>


Write the missing sounds. Colour the picture.



Use these sounds to make words.

→ a u s d h o n l c f

blue



step__

green




r__ck

red



__ail

yellow




__oor

purple



__ake

pink




c__t

orange



__arp

black



__adder

brown




shel__

rainbow



c__t

Write the missing sounds. Colour the picture.



Use these sounds to make words.

→ m a k f p s c o y e

blue



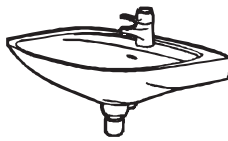
__oghurt

green



__law

red



sin__

yellow



ar__

purple



b__ll

pink



lollypo__

orange



teap__t

black




p__n

brown




__ack

rainbow



__rame

Write the missing sounds. Colour the picture.



Use these sounds to make words.



w y r d j l x p z o

blue

__o-yo

green

__indow

red

a__e

yellow

stoo__

purple

brea__

pink

__ebra

orange

__elly

black

__oll

brown

mo__

rainbow

l__g

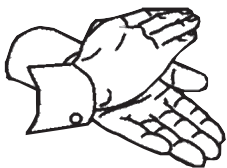
Write the missing sounds. Colour the picture.



Use these sounds to make words.


o d n a p s f i h e

blue



cla__

green




trai__

red



t__p

yellow



__esk

purple



__and

pink



__andpit

orange




__gg

black



cl__p

brown




st__p

rainbow



sur__

Write the missing sounds. Colour the picture.




Use these sounds to make words.

n u k p i b w f o t


blue




green



red




yellow




purple




pink



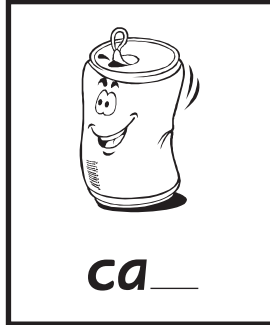
orange



black




brown



rainbow



Write the missing sounds. Colour the picture.



Use these sounds to make words.

→ s p u t b g m c e i

blue



__ail

green



do__

red




__nake

yellow



__ucket

purple




shee__

pink



__orn

orange




b__d

black




__gloo

brown



tr__ck

rainbow



su__

‘Read and Colour ~ Single Sounds’ will reinforce the recognition of the letters of the alphabet and the sounds they make.

- * Students look at pictures and are asked to write the correct missing sound.
- * They have to identify the sound in a large picture and colour it according to the displayed colour code.
- * Single sounds in the beginning, middle and final word positions are utilised in this book.
- * The recognition of single sounds sets the foundation for future learning of phonemic and phonetic instruction.

This book is suitable for the following grades in different states.

	NSW	ACT	VIC	TAS	WA	NT	SA	QLD	NZ	
K, Prep	✓	✓	✓	✓						
1					✓	✓	✓	✓	✓	LOWER
2										
3										MIDDLE
4										
5										UPPER
6										

7

Burrabooks publications are written by Australian teachers who have had extensive classroom experience.

For more information visit:

www.burrabooks.com.au

