


CLASSROOM DISPLAY



Easy and Effective

CLASSROOM DISPLAY

DIGRAPHS



Classroom Display - Digraphs

written by Louise and Greg Porich

© Burrabooks Pty Ltd.

First Published 2006

Revised and Reprinted 2007

ABN 22 070 006 085

P. O. Box 611,

Moruya NSW 2537

Ph: 0244 742 355

Fax: 0244 742 399

www.burrabooks.com.au

All rights reserved.

COPYING FOR EDUCATIONAL PURPOSES

The purchaser of this book is granted permission by the publisher to make copies of the pages within the book, beyond their rights under the Australian Copyright Act 1968 (the Act), provided that the number of copies made does not exceed the number reasonably required for use in one classroom only; that copies are only made by photocopying and are not copied, stored or transmitted by any electronic or digital means; copies are not sold or lent. Copying of this book outside this licence may fall within the educational statutory licence under the Act.

COPYING FOR OTHER PURPOSES

Unless copying is specifically permitted by the educational statutory licence, the licence granted to the purchaser of this book or the fair dealing clause in the Act (for the purposes of study, research, criticism or review), no part of this book may be reproduced, stored in a retrieval system, transmitted in any form or by any means without prior written permission from the publisher.

Some images used with permission of Ron Leishman.

As with all Burrabooks publications every attempt is made to acknowledge copyright. Any infringements are purely coincidental and the publisher offers apologies where applicable.

ISBN 10: 1 92098 219 1

ISBN 13: 978 1 92098 219 5

BUR-4504


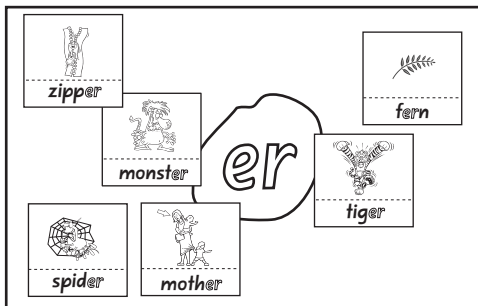



INTRODUCTION

The sheets in 'Classroom Display - Digraphs' are designed to be used as classroom displays or for individual, group or class activities to re-inforce the recognition of digraphs.


These pages can be used a number of different ways e.g.

- 1] Larger displays can be easily achieved by enlarging the pages to A3 size. The title and page numbers on the bottom of the page can be cut off first with a pair of scissors. These displays can be coloured to make them more appealing and laminated for durability.
- 2] The large pictures and sounds at the beginning of the book can also be used as a starting point for further class displays. The students can sort through the other pictures selected from this book to match words which contain the 'digraph' and then paste these around the picture.
- 3] The rest of this book contains lists of words or pictures and words for each digraph. These can be coloured, displayed or used as a starting point for other games and classroom activities e.g.
 - a) The words can be cut out, mixed up and sorted into digraph groups. The results can be pasted together on a large sheet of paper.




- b) Multiple copies of each page can be made and used to play a game of concentration. Students are placed into pairs or small groups and the word cards (2 of each) are shuffled and placed face down on the desk. The students take it in turns to turn over a word card. When they can match two cards they keep them. The person with the most pairs at the end of the game is the winner.
 - c) One copy of each of the word cards are shuffled and each student is dealt 4 to 6 cards which are placed face up in front of them. The teacher or a student calls out or holds up a 'sound/digraph' card. If the student has a word with that sound they place a counter on it. When they have all of their words covered they call out 'Bingo'.
- 4] The pages at the back of the book contain N.S.W., Queensland and Victorian scripts. These sounds can be cut out and pasted over the top of other pages in the book before they are photocopied, in order to modify the font to match your state.

sh




sheep

sh



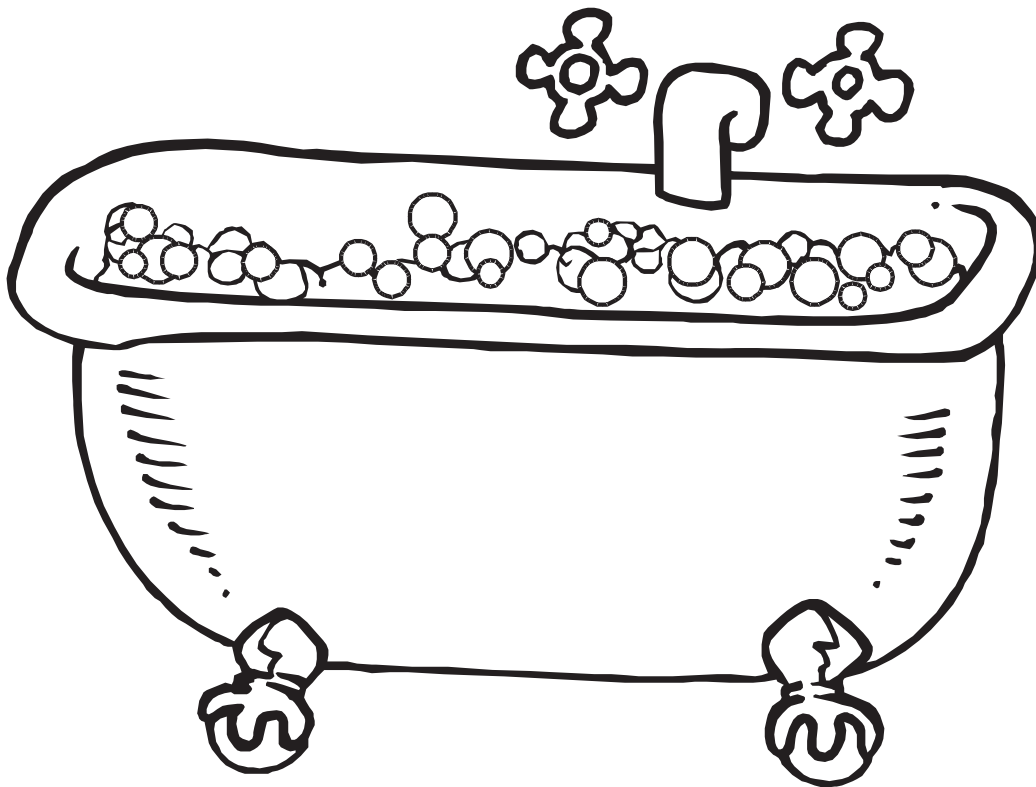
fish

th




thumb

th



bath

ch




cheese

ck




witch

w h




whale

ck




duck

ee ee




tree

ea ea




seal

oo a




goat

ow



cow

ai



snail

ay



play

or




horse

aw



draw

ow



window

ou




mouse

ir




bird

ur




turtle

ar



shark

oo oo




moon

er




tiger

oo oo




boo**o**o**k**

ey



monkey

sh



ship

shed

shin


shut

shock

shop

shot

sh



fish

cash

dash


dish

wish

rash

rush

th



thumb

that

this


them

then

think

thick

th



bath

moth

with

fifth

sixth

tenth

froth

ch



chicken

chat

chop

chin

chip

chimp

chess

ch



witch

bench

catch

hatch

lunch

pinch

rich

wh



whistle

when

whip

white

wheel

which

why

ck



rock

sack

back

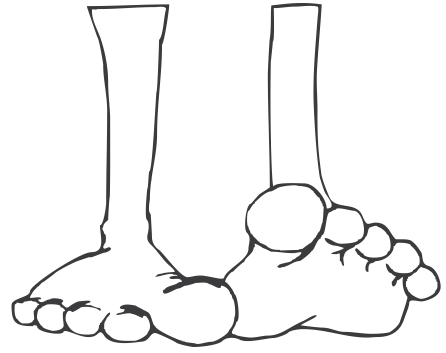
neck

sick

kick

lock

ee



feet

bee

deep

feed

keep

meet

need

ea



leaf

beach

tea


seat

beak

meal

team

oa oa



loaf

road

goat

toast

coal

float

load

ow



clown

brown

crowd


down

frown

how

town

ai



train

again

drain


pain

tail

hail

fail

ay



crayon

bay

day


lay

pay

say

spray

or



fork

cord

horse

horn

north

storm

short

aw



yawn

crawl

dawn


law

raw

saw

claw

ow



pillow

below

glow


grow

low

show

row

ou



house

flour

found

ground

pouch

round

sound

ir



girl

birth

dirt


stir

thirst

chirp

first

ur



turkey

burn

curl


fur

hurt

surf

turn

ar



car

dark

march

part

start

mark

yard

oo oo



spoon

boot

cool

food

loose

mood

room

er



mermaid

herb

kerb

nerve

perch

serve

herd

oo oo



cook

book

good


crook

hood

look

took

ey



key

alley


honey

kidney

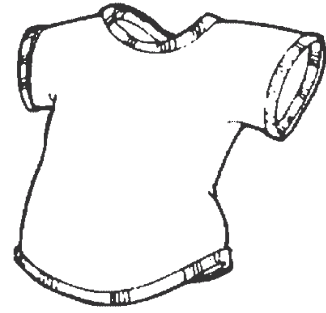
valley

donkey

hockey



shed




shirt




shop




shell




sheep



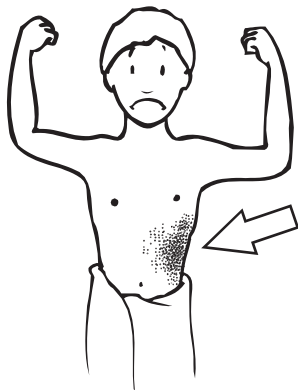
shut




dish




wish bone



rash



brush




crash





wash

30



thirty

thick




thorn

thimble




thongs

throat



moth



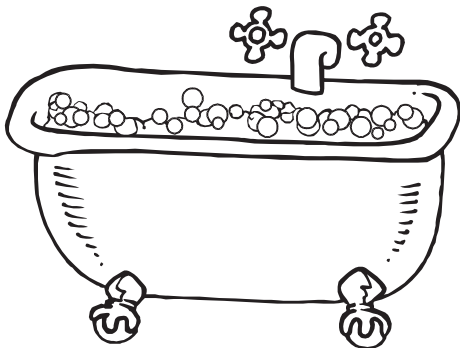
fifth



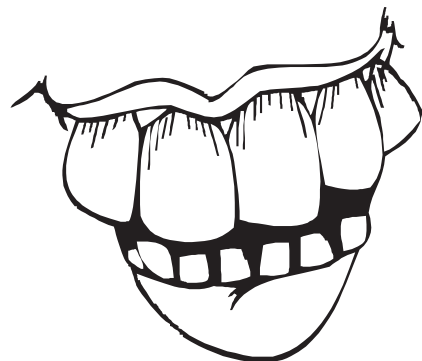
mouth



path




bath



teeth




chin



chest



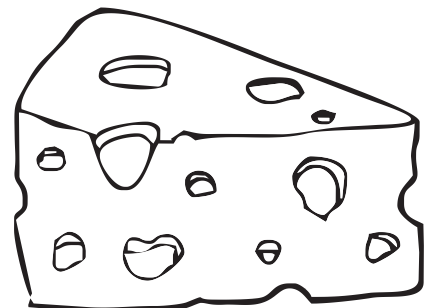
chop



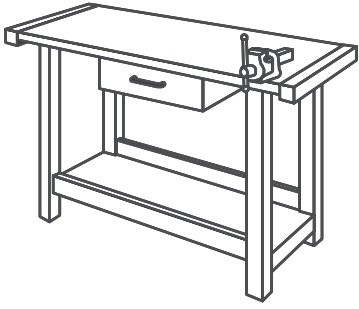
chips



church




cheese



bench



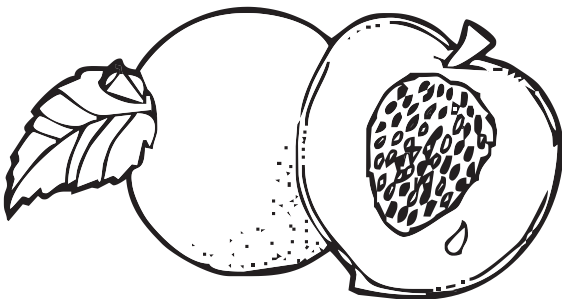
lunch



catch



speech




peach




pouch




whip



wheel



whale



wharf



wheat




whisper



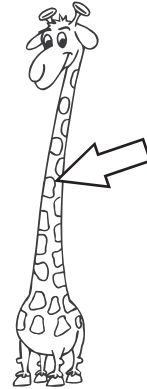
sock



sick



duck



neck




sack




clock



bee



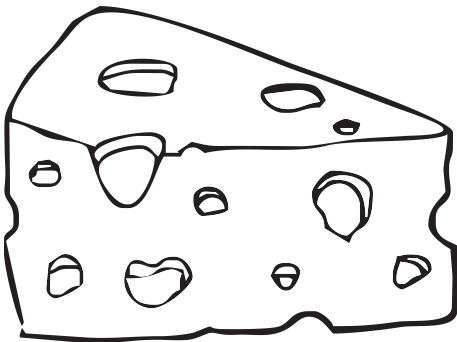
bleed




sheep



sleep




cheese



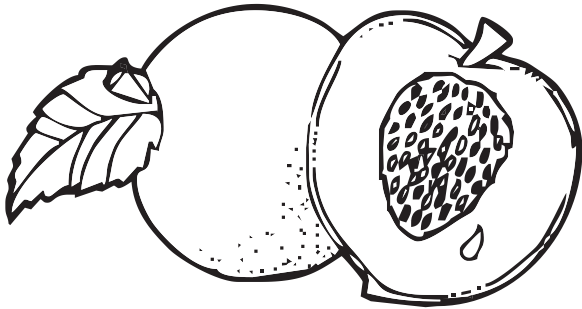
seed



beak




lead



peach



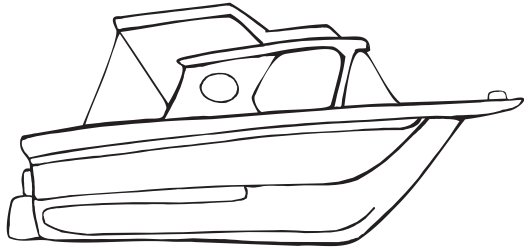
seal



seat




read




boat




float




goat




road



soap




toast




cow



town



crown



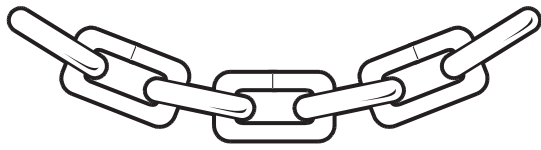
flower



frown



owl



chain




hail




tail




rain



snail



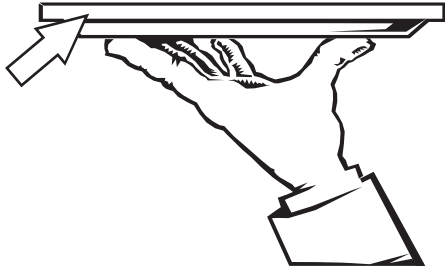
mail



pray



play



tray



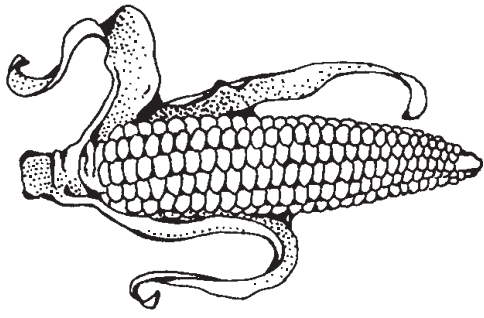
spray



stingray




hay




corn



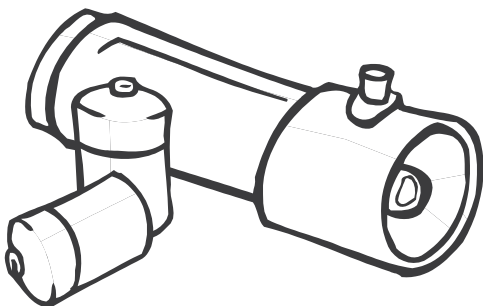
morning



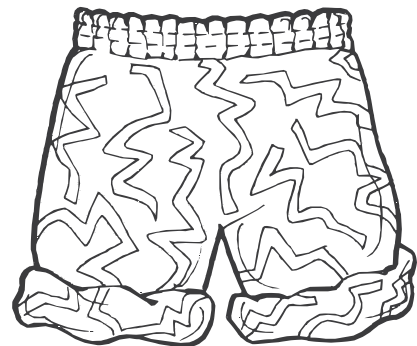
horn



horse



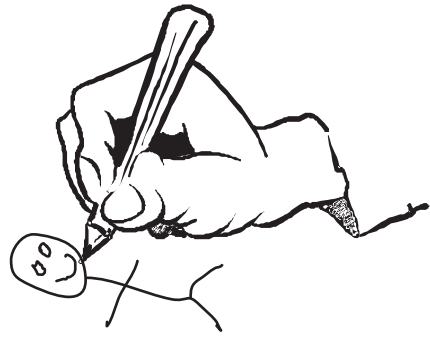
torch



shorts




claw




draw




hawk



jaw



prawn




saw




mow



tow



throw



window




bow




crow



cloud




proud



mouse



mouth




mountain



shout



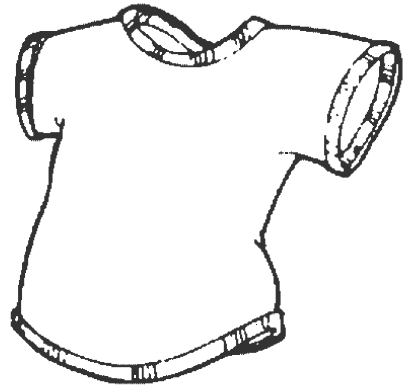
bird



first




dirty



shirt




stir



skirt



church



turtle




nurse



surf



purse




curls




arm




farm




harp



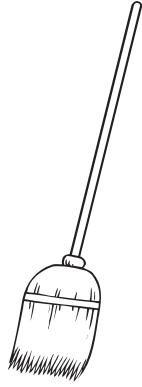
shark




dart



jar




broom



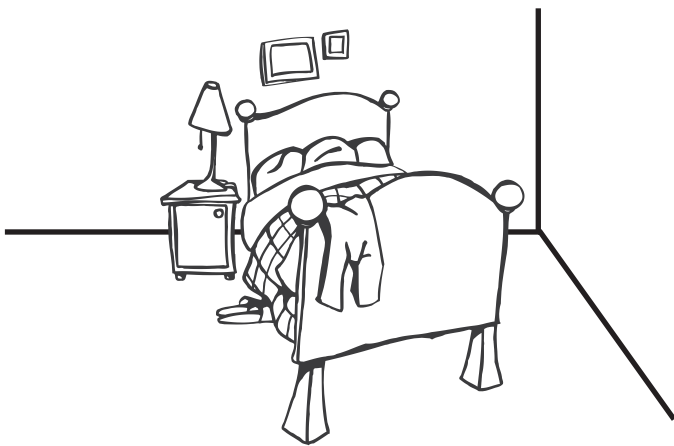
goose



hoop



pool



bedroom



tooth



fern




monster



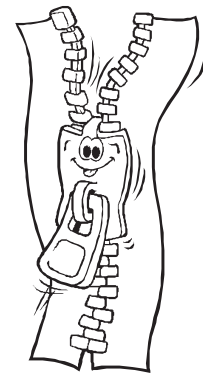
mother



tiger



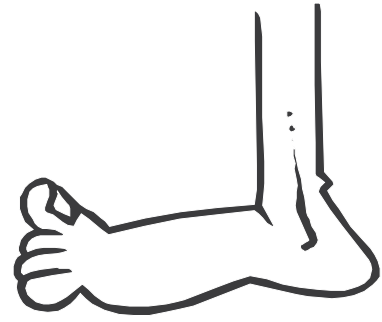
spider




zipper



look




foot



hoof



wood



wool



book




monkey



honey




valley



key



hockey



chimney

N.S.W. Foundation

sh

th

ch

wh

ck

ee

ea

oa

ow

ai

ay

or

N.S.W. Foundation

au

ow

ou

ir

ur

ar

oo

er

oo

ey

Victorian Cursive

sh

th

ch

wh

ck

ee

ea

oa

ow

ai

ay

or

Victorian Cursive

aw

ow

ou

ir

ur

ar

oo

er

oo

ey

Queensland Beginners

sh

th

ch

wh

ck

ee

ea

oa

ow

ai

ay

or

Queensland Beginners

au

ou

ou

ir

ur

ar

oo

er

oo

ey

‘Classroom Display ~ Digraphs’ is an excellent resource to be used in making classroom displays for re-inforcing the recognition of digraphs.

- * The display pages can be enlarged, coloured by the students or laminated to produce an eye-catching classroom feature. These can then be used as a teaching tool and to re-inforce the recognition of digraphs within words.
- * The picture and sound cards can also be used for individual, group or class activities such as Bingo or Concentration or to make flash cards.
- * There are pages which contain N.S.W. Foundation, Victorian Cursive and Queensland Beginners fonts. These will allow the teacher to modify the font to suit their own state.

This book is suitable for the following grades in different states.


| | NSW | ACT | VIC | TAS | WA | NT | SA | QLD | NZ |
|---------|-----|-----|-----|-----|----|----|----|-----|----|
| K, Prep | | | | | | | | | |
| 1 | ✓ | ✓ | ✓ | ✓ | | | | | |
| 2 | ✓ | ✓ | ✓ | ✓ | ✓ | ✓ | ✓ | ✓ | ✓ |
| 3 | | | | | ✓ | ✓ | ✓ | ✓ | ✓ |
| 4 | | | | | | | | | |
| 5 | | | | | | | | | |
| 6 | | | | | | | | | |
| 7 | | | | | | | | | |

LOWER
MIDDLE
UPPER

Burrabooks publications are written by Australian teachers who have had extensive classroom experience.

For more information visit:

www.burrabooks.com.au



BURRABOOKS

www.burrabooks.com.au
mail@burrabooks.com.au