




EDUCATIONAL  
WORKSHEETS

# CLASSROOM DISPLAY

WORD FAMILIES



*Easy and Effective*

**BURRA**  
 **BOOKS**

# CLASSROOM DISPLAY

WORD FAMILIES



## **Classroom Display - Word Families**

written by Louise and Greg Porich

© Burrabooks Pty Ltd.

First Published 2006

ABN 22 070 006 085

P. O. Box 611,

Moruya NSW 2537

Ph: 0244 742 355

Fax: 0244 742 399

[www.burrabooks.com.au](http://www.burrabooks.com.au)

All rights reserved.

### **COPYING FOR EDUCATIONAL PURPOSES**

The purchaser of this book is granted permission by the publisher to make copies of the pages within the book, beyond their rights under the Australian Copyright Act 1968 (the Act), provided that the number of copies made does not exceed the number reasonably required for use in one classroom only; that copies are only made by photocopying and are not copied, stored or transmitted by any electronic or digital means; copies are not sold or lent. Copying of this book outside this licence may fall within the educational statutory licence under the Act.

### **COPYING FOR OTHER PURPOSES**

Unless copying is specifically permitted by the educational statutory licence, the licence granted to the purchaser of this book or the fair dealing clause in the Act (for the purposes of study, research, criticism or review), no part of this book may be reproduced, stored in a retrieval system, transmitted in any form or by any means without prior written permission from the publisher.

Some images used with permission of Ron Leishman.

As with all Burrabooks publications every attempt is made to acknowledge copyright. Any infringements are purely coincidental and the publisher offers apologies where applicable.

ISBN 1 92098 217 5

**BUR-4502**



# INTRODUCTION


The sheets in 'Classroom Display - Word Families' are designed to be used as classroom displays or for individual, group or class activities to re-inforce the recognition of word families.

These pages can be used a number of different ways e.g.

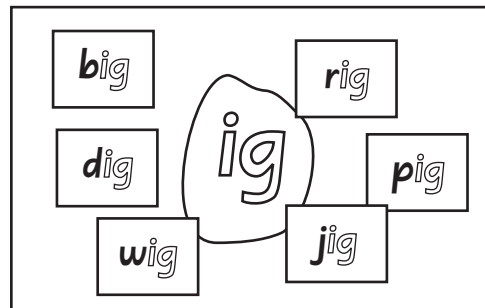
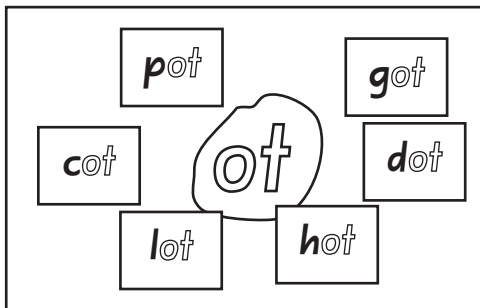
1] Larger displays can be easily achieved by enlarging the pages to A3 size. The title and page numbers on the bottom of the page can be cut off first with a pair of scissors. These displays can be coloured to make them more appealing and laminated for durability.

2] The large pictures and sounds at the beginning of the book can also be used as a starting point for further class displays. The students can sort through the other pictures selected from this book to match words which contain the 'word family' and then paste these around the picture.

3] The rest of this book contains lists of words for each word family. These can be coloured, displayed or used as a starting point for other games and classroom activities e.g.



a) The words can be cut out, mixed up and sorted into word family groups. The results can be pasted together on a large sheet of paper.



b) Multiple copies of each page can be made and used to play a game of concentration. Students are placed into pairs or small groups and the word cards (2 of each) are shuffled and placed face down on the desk. The students take it in turns to turn over a word card. When they can match two cards they keep them. The person with the most pairs at the end of the game is the winner.

c) One copy of each of the word cards are shuffled and each student is dealt 4 to 6 cards which are placed face up in front of them. The teacher or a student calls out or holds up a 'sound/word family' card. If the student has a word containing that sound they place a counter on it. When they have all of their words covered they call out 'Bingo'.

4] The pages at the back of the book contain N.S.W., Queensland and Victorian scripts. These sounds can be cut out and pasted over the top of other pages in the book before they are photocopied, in order to modify the font to match your state.

ab




**c**ab

ad



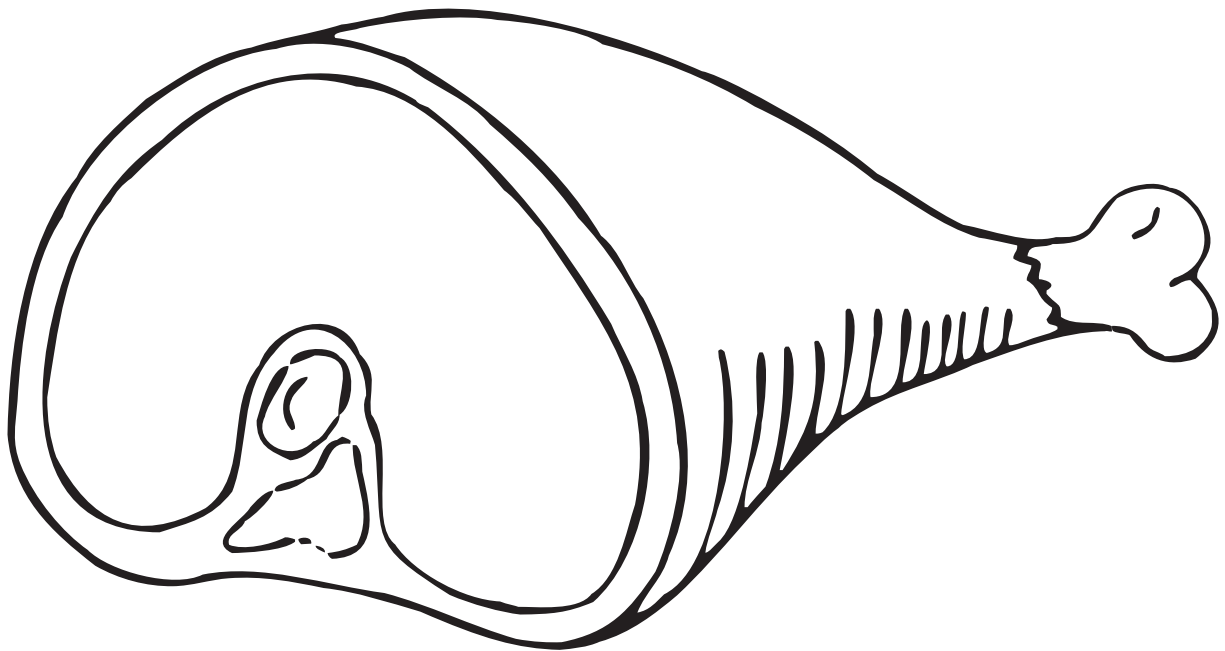
**d**dad

ag



**b**ag


am



ham



an




**v**an

ap



tap

at



cat

ax



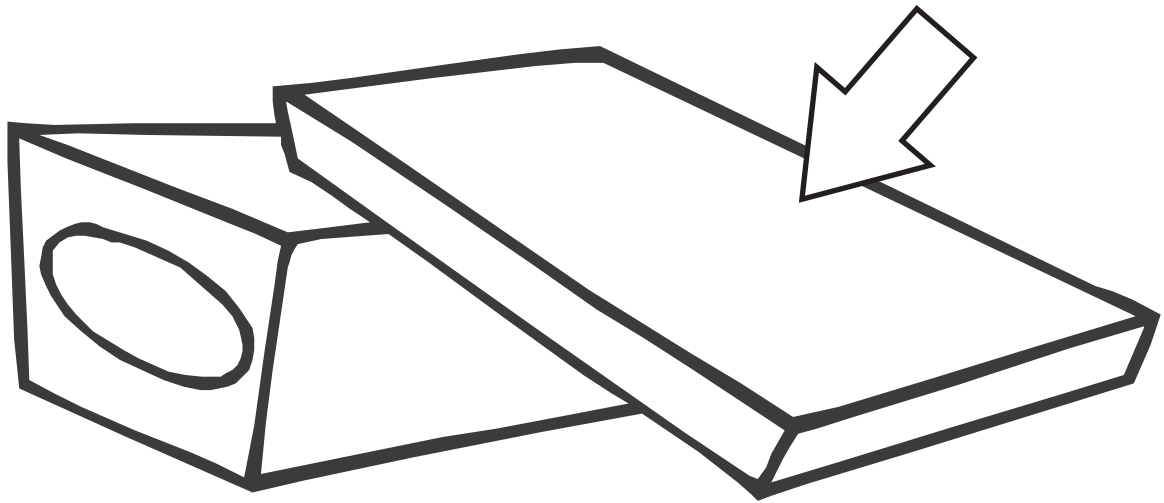
fax

ib




**b**ib

id



**l**id

ig



**p**ig

iim



**T**iim




in



fin

ip




**l**ip

it



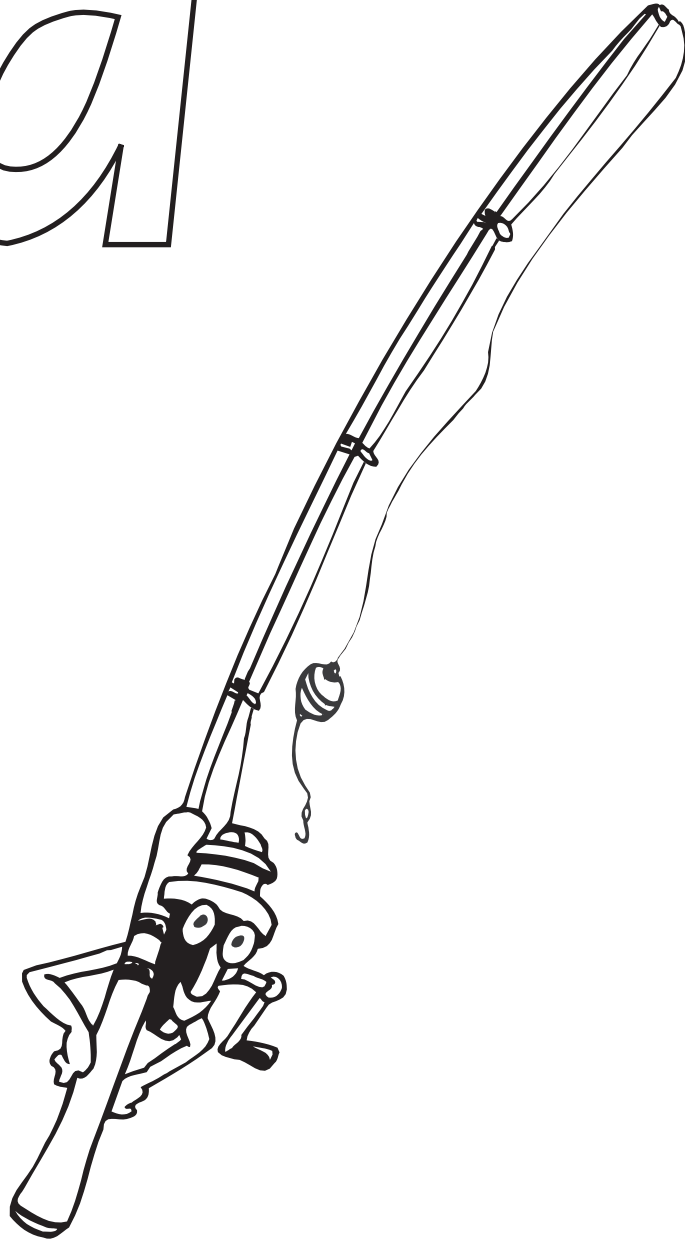
sit

ob




sob

od



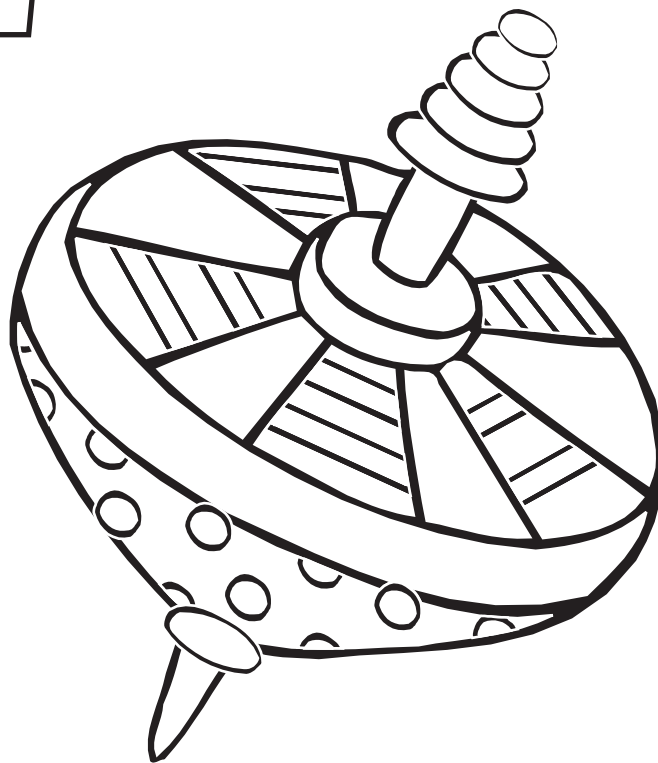
rod

og




dog

op



top

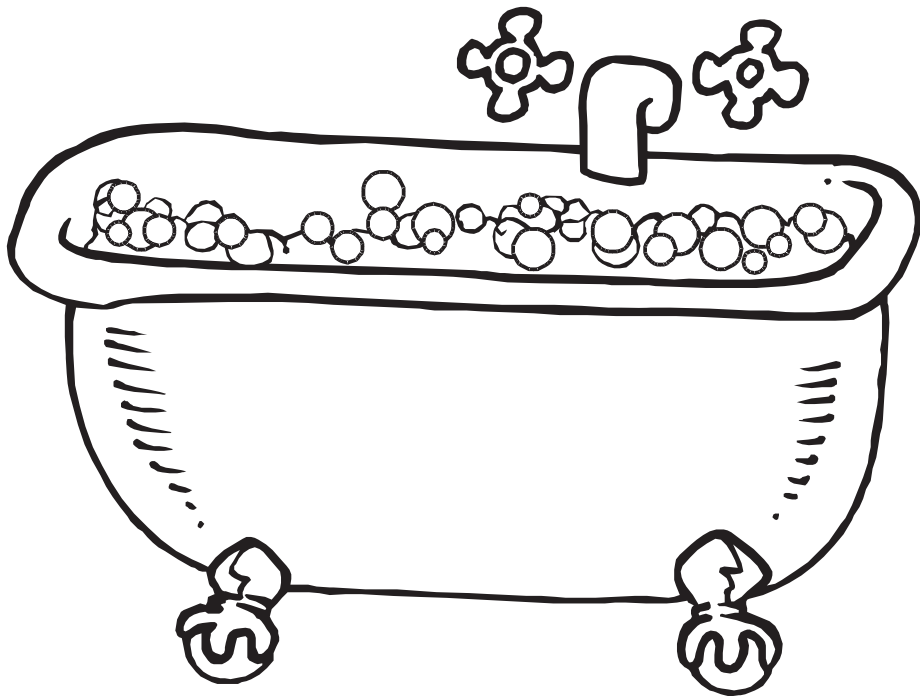
o t



cot



ub




tub

ug




**m**ug

um



**m**um

UN




SUN

ut



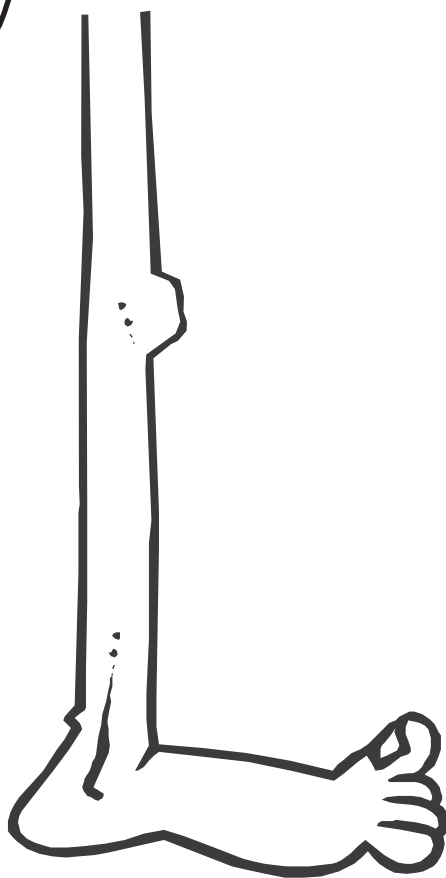
hut

ed



bed

e g



**l**eg


en



hen



e t



jet

ab



**c**ab

**d**ab

**j**ab

**l**ab

**t**ab

**n**ab

ad



had

mad


bad

lad

dad

pad

ag



**r**ag

**w**ag

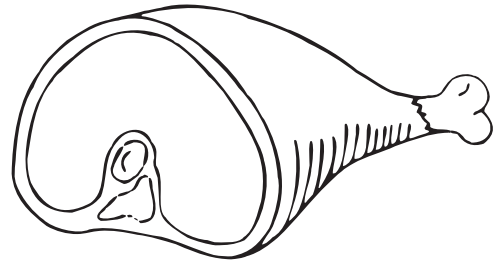
**b**ag

**t**ag

**s**ag

**g**ag

am



**r**am

**d**am


**y**am

**S**am

**h**am

**j**am

an



**c**an

**r**an

**f**an

**v**an

**p**an

**m**an

ap



cap

gap


zap

yap

map

tap

at



**p**at

**r**at

**m**at

**s**at

**b**at

**c**at



ax



**t**ax

**M**ax

**w**ax

**s**ax

**f**ax

**l**ax

ib



**b**ib

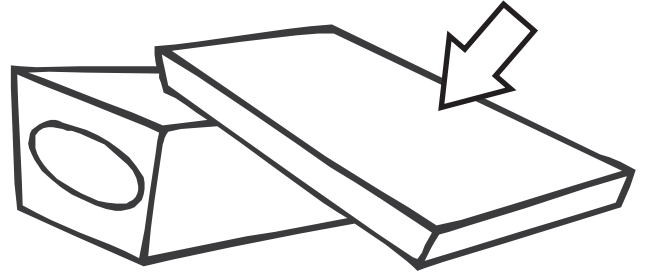
**j**ib

**n**ib

**r**ib

**f**ib

*id*



**did**

**bid**


**hid**

**kid**

**lid**

**rid**

ig



**b**ig

**r**ig

**p**ig

**j**ig

**d**ig

**w**ig

im



**r**im

**J**im

**T**im

**v**im

**h**im

**d**im

in



**t**in

**f**in


**b**in

**w**in

**p**in

**d**in

ip



**r**ip

**z**ip

**s**ip

**h**ip

**t**ip

**l**ip

it



sit

fit

bit

hit

kit

lit



ob



**r**ob

**s**ob

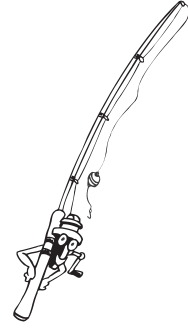
**j**ob

**m**ob

**c**ob

**l**ob

od



**p**od


**r**od

**c**od

**n**od

**s**od

og



**d**og

**j**og

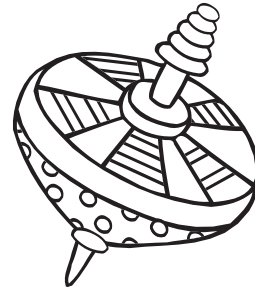
**f**og

**h**og

**c**og

**l**og

op



**t**op

**p**op


**l**op

**h**op

**m**op

**c**op

ot



dot

got

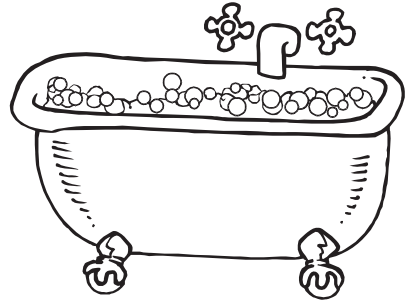
pot

hot

cot

lot

ub



**r**ub

**c**ub

**t**ub

**s**ub

**b**ub

**h**ub

ug



**d**ug

**b**ug

**r**ug

**h**ug

**j**ug

**m**ug

um



yum

hum

gum


mum

rum

sum



un



**f**un

**b**un

**s**un

**r**un

**n**un

**g**un

ut



cut

hut


but

gut

nut

jut

ed



**r**ed

**b**ed

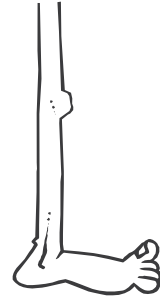
**T**ed

**w**ed

**l**ed

**f**ed

eg



**b**eg

**M**eg

**l**eg

**k**eg

**p**eg

en



**h**en

**m**en


**p**en

**t**en

**d**en

**B**en

et



get

wet

met

pet

set

jet

N.S.W.  
Foundation

ab

ad

ag

am

an

ap

at

ax

ib

id

ig

im

in

ip

it

ob

od

og

op

ot

ub

ug

um

un

ut

ed

eg

en

et



Victorian  
Cursive

ab

ad

ag

am

an

ap

at

ax

ib

id

ig

im

in

ip

it

ob

od

og

or

ot

ub

ug

um

un

ut

ed

eg

en

et

Queensland  
Beginners

ab

ad

ag

am

an

ap

at

ax

ib

id

ig

im

in

ip

it

ob

od

og

op

ot

ub

ug

um

un

ut

ed

eg

en

et

<p>Can you read these rhyming words?</p>	<p>☺ cab ☺ dab ☺ jab ☺ lab ☺ nab ☺ tab</p>	<p>☺ had ☺ fad ☺ bad ☺ pad ☺ sad ☺ dad ☺ mad ☺ lad</p>	<p>☺ bag ☺ gag ☺ rag ☺ hag ☺ wag ☺ jag ☺ tag ☺ lag ☺ sag ☺ nag</p>	<p>☺ jam ☺ ham ☺ dam ☺ ram ☺ yam ☺ Sam</p>
<p>☺ ban ☺ ran ☺ can ☺ Dan ☺ fan ☺ Jan ☺ van ☺ Nan ☺ man ☺ tan ☺ pan</p>	<p>☺ cap ☺ gap ☺ sap ☺ map ☺ lap ☺ yap ☺ tap ☺ zap ☺ rap ☺ nap</p>	<p>☺ cat ☺ hat ☺ rat ☺ pat ☺ mat ☺ vat ☺ fat ☺ bat ☺ sat</p>	<p>☺ tax ☺ wax ☺ fax ☺ Max ☺ sax ☺ uax ☺ lax</p>	<p>☺ bib ☺ nib ☺ fib ☺ rib ☺ jib</p>
<p>☺ did ☺ hid ☺ kid ☺ lid ☺ rid ☺ bid ☺ Sid</p>	<p>☺ pig ☺ gig ☺ big ☺ jig ☺ fig ☺ dig ☺ wig ☺ rig</p>	<p>☺ rim ☺ Tim ☺ Kim ☺ dim ☺ him ☺ Jim ☺ vim</p>	<p>☺ bin ☺ din ☺ tin ☺ gin ☺ pin ☺ sin ☺ fin ☺ win ☺ kin</p>	<p>☺ lip ☺ hip ☺ nip ☺ kip ☺ sip ☺ pip ☺ tip ☺ zip ☺ dip</p>
<p>☺ bit ☺ sit ☺ kit ☺ pit ☺ fit ☺ lit ☺ wit ☺ hit</p>	<p>☺ cob ☺ dob ☺ rob ☺ fob ☺ sob ☺ hob ☺ mob ☺ lob ☺ nob ☺ job ☺ Bob</p>	<p>☺ cod ☺ nod ☺ pod ☺ rod ☺ sod</p>	<p>☺ dog ☺ hog ☺ bog ☺ fog ☺ cog ☺ jog ☺ log</p>	<p>☺ top ☺ lop ☺ pop ☺ sop ☺ cop ☺ mop ☺ bop ☺ hop</p>
<p>☺ hot ☺ dot ☺ not ☺ jot ☺ lot ☺ rot ☺ got ☺ tot ☺ cot ☺ pot</p>	<p>☺ rub ☺ dub ☺ tub ☺ pub ☺ hub ☺ bub ☺ sub ☺ cub</p>	<p>☺ bug ☺ pug ☺ dug ☺ rug ☺ hug ☺ tug ☺ jug ☺ lug ☺ mug</p>	<p>☺ hum ☺ mum ☺ rum ☺ sum ☺ gum ☺ yum</p>	<p>☺ bun ☺ sun ☺ fun ☺ run ☺ gun ☺ nun ☺ pun</p>
<p>☺ hut ☺ mut ☺ cut ☺ jut ☺ but ☺ nut ☺ gut ☺ rut</p>	<p>☺ bed ☺ Jed ☺ red ☺ Ned ☺ fed ☺ led ☺ Ted ☺ wed</p>	<p>☺ beg ☺ leg ☺ keg ☺ peg ☺ Meg</p>	<p>☺ hen ☺ ten ☺ pen ☺ Ben ☺ den ☺ Ken ☺ men ☺ Len ☺ Jen ☺ yen ☺ zen</p>	<p>☺ get ☺ yet ☺ met ☺ pet ☺ set ☺ jet ☺ wet ☺ bet ☺ let ☺ net ☺ vet</p>

**‘Classroom Display ~ Word Families’** is an excellent resource to be used in making classroom displays for re-inforcing the recognition of word families.

- \* The display pages can be enlarged, coloured by the students or laminated to produce an eye-catching classroom feature. These can then be used as a teaching tool and to re-inforce the recognition of word families.
- \* The picture and sound cards can also be used for individual, group or class activities such as Bingo or Concentration or to make flash cards.
- \* There are pages which contain N.S.W. Foundation, Victorian Cursive and Queensland Beginners fonts. These will allow the teacher to modify the font to suit their own state.

This book is suitable for the following grades in different states.

	NSW	ACT	VIC	TAS	WA	NT	SA	QLD	NZ
K, Prep	✓	✓	✓	✓					
1					✓	✓	✓	✓	✓
2									
3									
4									
5									
6									
7									

LOWER MIDDLE UPPER

**Burrabooks** publications are written by Australian teachers who have had extensive classroom experience.

For more information visit:

[www.burrabooks.com.au](http://www.burrabooks.com.au)



**BURRABOOKS**

www.burrabooks.com.au  
mail@burrabooks.com.au