



EDUCATIONAL
WORKSHEETS

CUT AND PASTE NUMBERS



An introduction to
the numbers 1 to 10

BURRABOOKS



EDUCATIONAL
WORKSHEETS

CUT AND PASTE NUMBERS



An introduction to
the numbers 1 to 10

Cut and Paste Numbers

written by Greg and Louise Porich

© Burrabooks Pty Ltd.

First Published 2000

Revised and Reprinted 2004, 2008

ABN 22 070 006 085

P. O. Box 611,

Moruya NSW 2537

Ph: 0244 742 355

Fax: 0244 742 399

www.burrabooks.com.au

All rights reserved.

COPYING FOR EDUCATIONAL PURPOSES

The purchaser of this book is granted permission by the publisher to make copies of the pages within the book, beyond their rights under the Australian Copyright Act 1968 (the Act), provided that the number of copies made does not exceed the number reasonably required for use in one classroom only; that copies are only made by photocopying and are not copied, stored or transmitted by any electronic or digital means; copies are not sold or lent. Copying of this book outside this licence may fall within the educational statutory licence under the Act.

COPYING FOR OTHER PURPOSES

Unless copying is specifically permitted by the educational statutory licence, the licence granted to the purchaser of this book or the fair dealing clause in the Act (for the purposes of study, research, criticism or review), no part of this book may be reproduced, stored in a retrieval system, transmitted in any form or by any means without prior written permission from the publisher.

As with all Burrabooks publications every attempt is made to acknowledge copyright. Any infringements are purely coincidental and the publisher offers apologies where applicable.

ISBN 1 86402 150 0

www.burrabooks.com.au

mail@burrabooks.com.au

Latest books, news & more.

BUR-5304



BURRABOOKS

www.burrabooks.com.au
mail@burrabooks.com.au



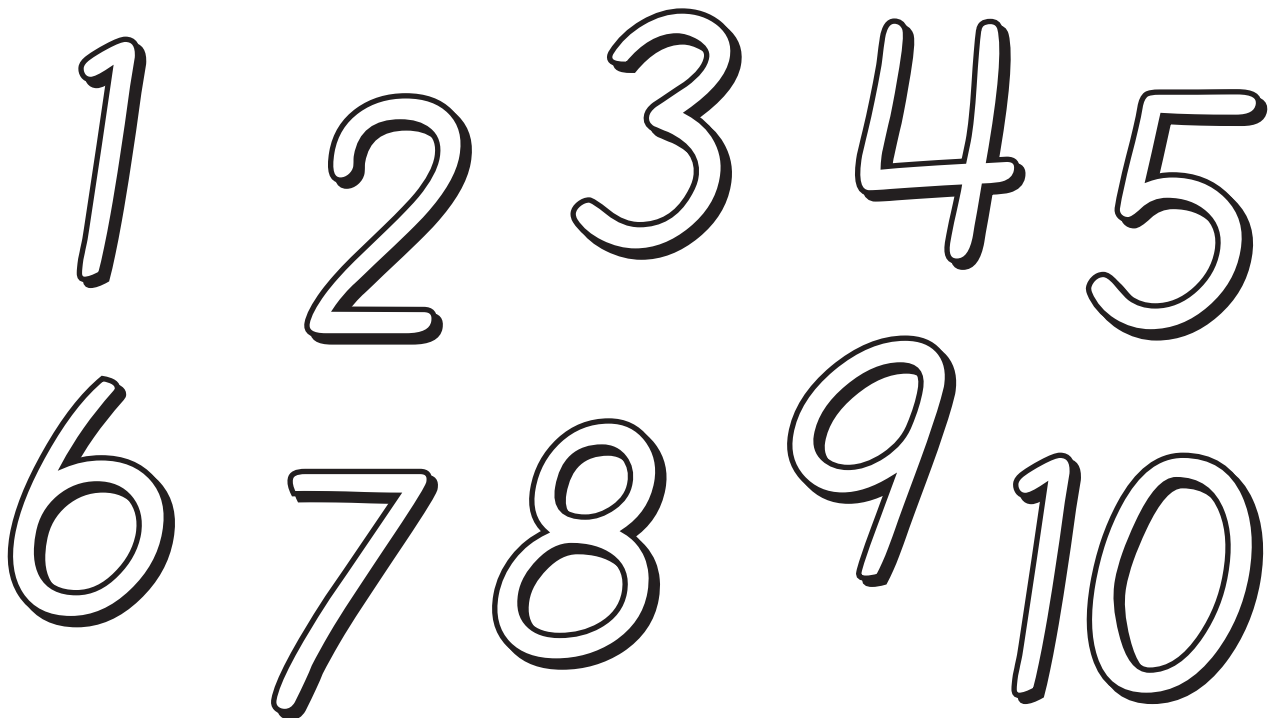
CUT and PASTE NUMBERS

Introduction

Each section consists of two pages: one with objects to be cut out and a second page where a certain number of these objects are to be pasted. The second page has a number sentence to read and also contains an extra activity for fast finishers.

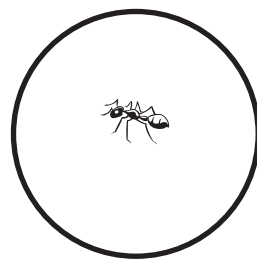
To make these worksheet pages even easier for students to use, photocopy them onto A3 paper. To make them easier again, only copy the pasting page to A3, leaving the cut out page at A4.

By colouring, counting, cutting and pasting, your students will learn an understanding of the numbers from one to ten the easy way.



Name: _____




1



one

Colour one glass.

Paste one glass near the bottle.




one

Name: _____

Write the word
one once.

ON THE
BACK



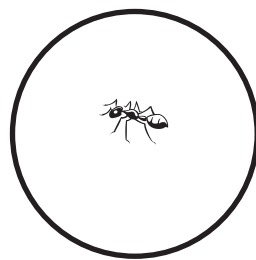
1

one

There is 1 glass near the bottle.

Name: _____

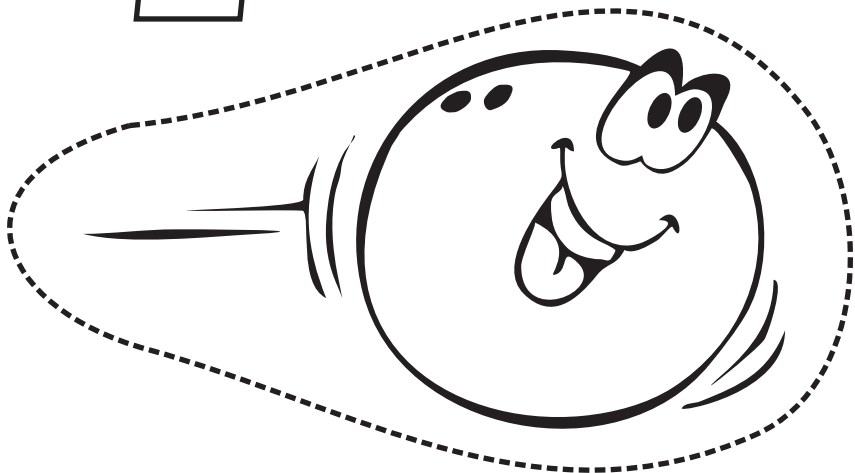
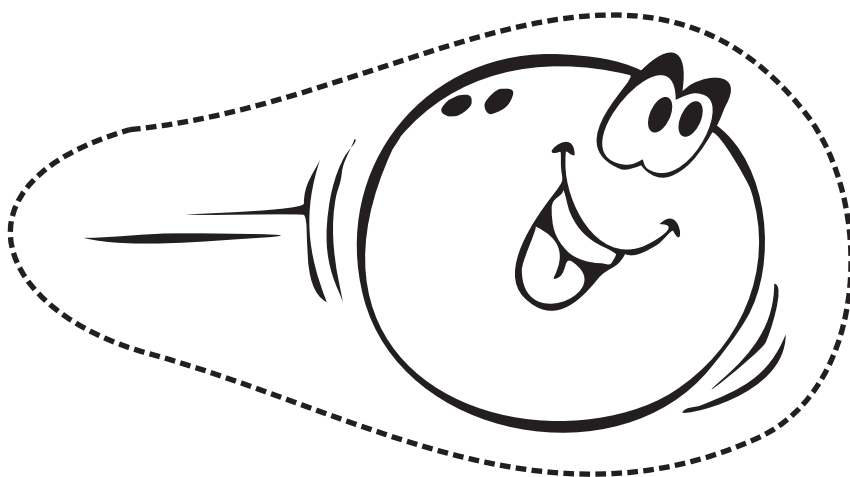

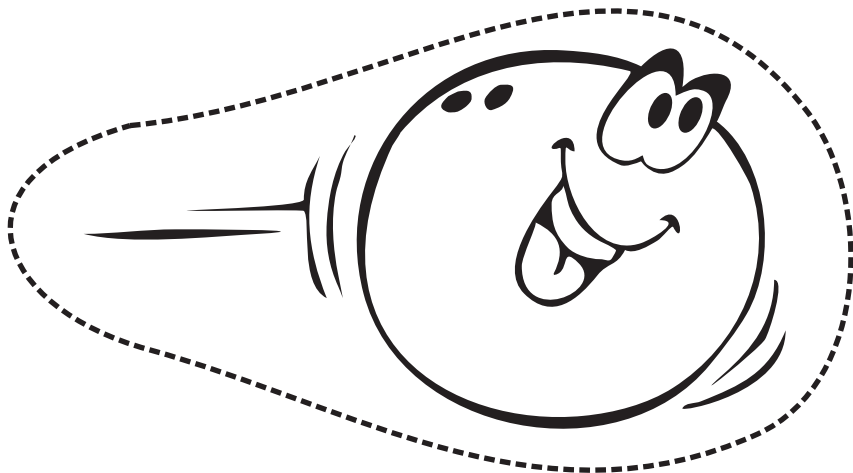
1



Colour one ball.

Paste one ball near the pins.


one



one

Name: _____

Draw *one* tennis ball. **ON THE
BACK**



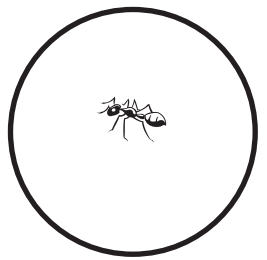
1

one

There is 1 ball near the pins.

Name: _____


1



Colour one boy.

Paste one boy on the slippery dip.

one




one



Name: _____

Write the number
1 once.

ON THE
BACK



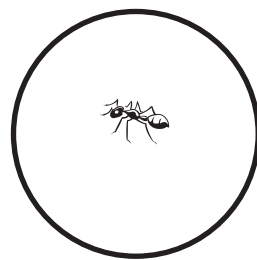
1

one

There is 1 boy on the slippery dip.


Name: _____

1





Colour one butterfly.
Paste one butterfly near the caterpillar.

one




one



Name: _____

Draw *one* grasshopper. **ON THE
BACK**



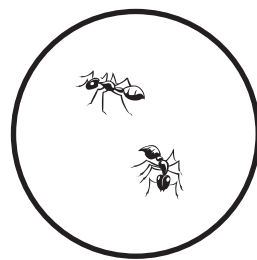
1

one





There is 1 butterfly near the caterpillar.

Name: _____

2
two



Colour two pigs.
Paste two pigs near the wolf.



two

Name: _____

Write the word
two twice.

ON THE
BACK

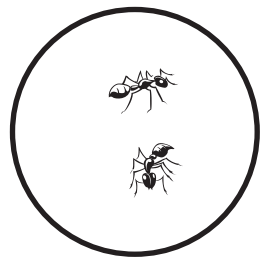


2
two





The wolf is looking for 2 pigs.

Name: _____

2
two



Colour two pizza slices.
Paste two pizza slices near the box.



two

Name: _____

Draw two pies.

ON THE
BACK




2
two

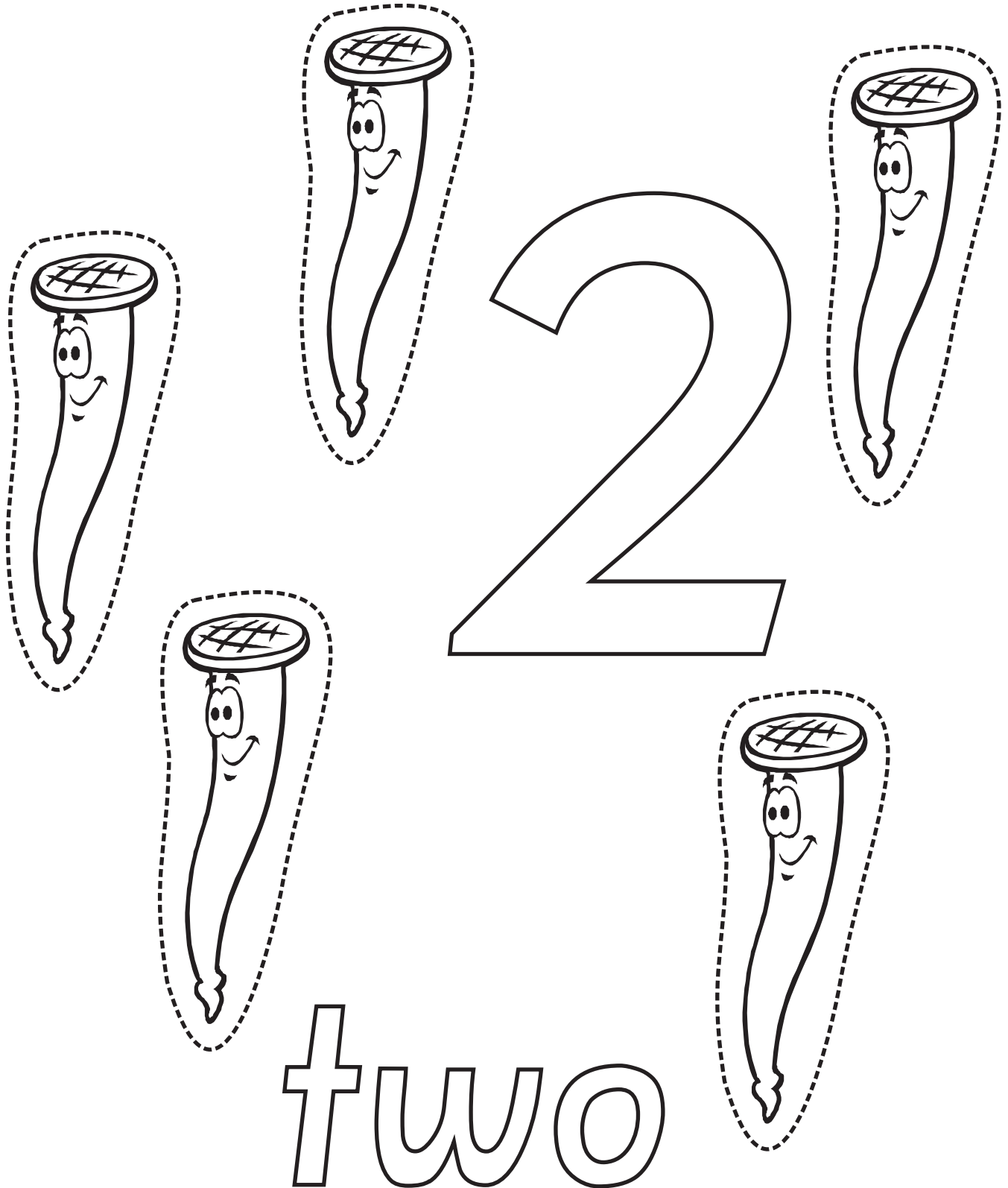
There are 2 pieces of pizza near the box.

Name: _____

2
two




Colour two nails.
Paste two nails near the hammer.



Name: _____

Write the number
2 twice. **ON THE
BACK**




2
two





There are 2 nails near the hammer.

Name: _____

2
two



Colour two apples.
Paste two apples near the tree.



two

Name: _____

Draw two oranges.

ON THE
BACK




2
two

There are 2 apples near the tree.

Name: _____





3

three



Colour three dogs.

Paste three dogs near the bowl.

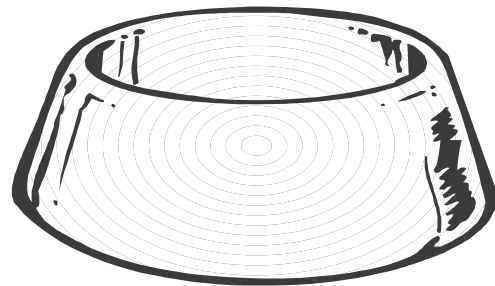


three

Name: _____

Write the word
three 3 times.

ON THE
BACK




3
three

There are 3 dogs near the bowl.

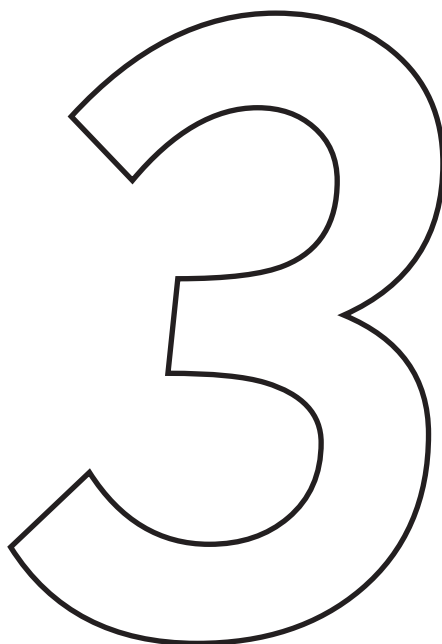





Name: _____

3

three



Colour three stamps.
Paste three stamps on the letter.




three

Name: _____

Draw *three* elephants.

ON THE
BACK



3

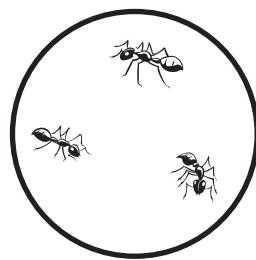
three

The letter has 3 stamps.

Name: _____

3

three



Colour three gifts.

Paste three gifts near the tree.




3

three

Name: _____

Write the number
3 three times.

ON THE
BACK



3


three

There are 3 gifts near the tree.

Name: _____

3

three



Colour three cars.
Paste three cars on the road.



three

Name: _____

Draw three trucks.

ON THE
BACK




3

three






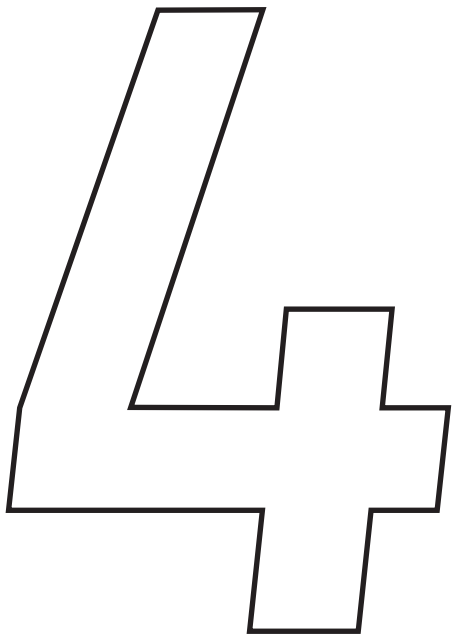
There are 3 cars on the road.

Name: _____

4
four



Colour four ice blocks.
Paste four ice blocks near the girl.




four

Name: _____

Write the word
four 4 times.

ON THE
BACK




4
four

The girl has 4 ice blocks.

Name: _____





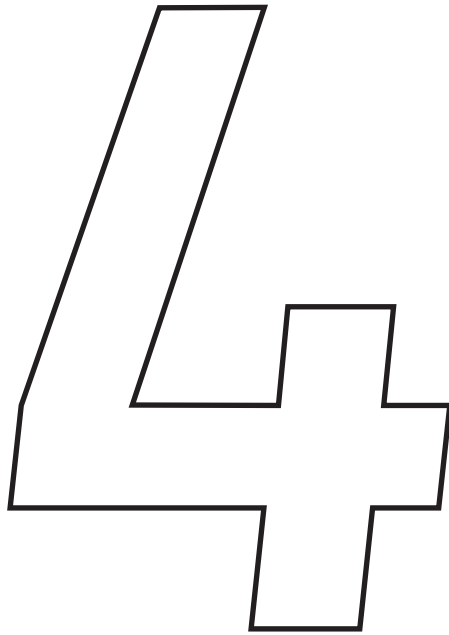


4
four



Colour four eggs.

Paste four eggs near the bunny.

four



Name: _____

Draw four Easter eggs.

ON THE
BACK

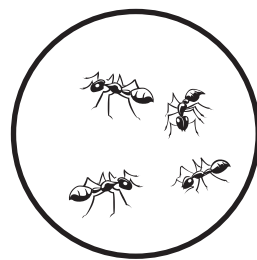


4
four

The bunny has 4 eggs.



Name: _____

4
four

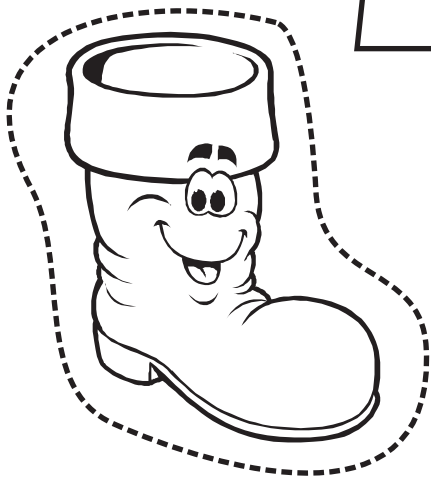




Colour four shoes.

Paste four shoes around the feet.



4

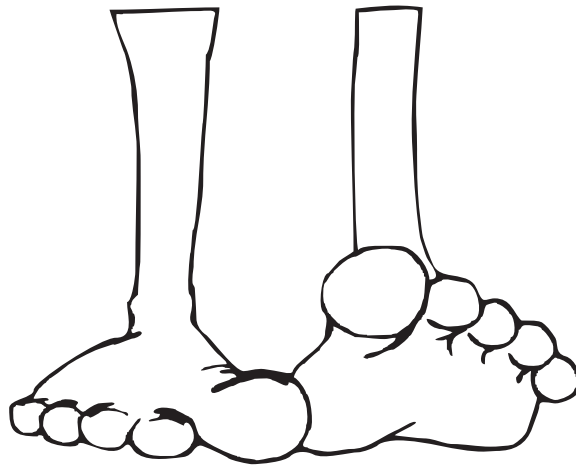


four

Name: _____

Write the number
4 four times.

ON THE
BACK



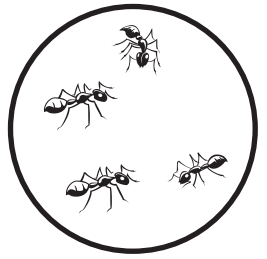
4
four

There are 4 shoes near the feet.

Name: _____








4

four



Colour four crackers.

Paste four crackers near the sky rocket.



four

Name: _____

Draw four sparklers.

ON THE
BACK

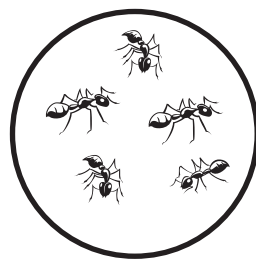


4
four

The sky rocket has 4 crackers.







Name: _____

5
five



Colour five bottles.

Paste five bottles around the bin.



five

Name: _____

Write the word
five 5 times.

ON THE
BACK




5
five

There are 5 bottles near the bin.

Name: _____

5
five



Colour five 5's.

Paste five 5's around the calculator.




five

Name: _____

Draw five computers.

ON THE
BACK




5
five

There are 5 fives around the calculator.




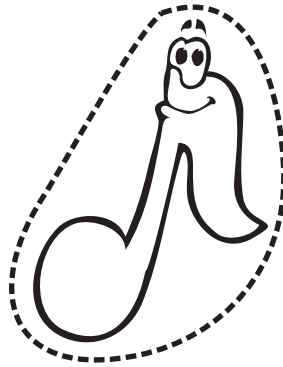

Name: _____

5
five



Colour five notes.

Paste five notes around the keyboard.



five

Name: _____

Write the number
5 five times. **ON THE
BACK**




5
five

There are 5 notes near the keyboard.

Name: _____

5
five



Colour five fish.

Paste five fish near the worm.

5




five

Name: _____

Draw five sharks.

ON THE
BACK




5
five

There are 5 fish near the worm.

Name: _____

6
six



Colour six balls.
Paste six balls around the clown.

A large rectangular area containing a central number 6, six smiling faces, and the word 'six' at the bottom right. The faces are arranged around the number 6. The word 'six' is written in a stylized font at the bottom right of the area.

Name: _____

Write the word
six 6 times.

ON THE
BACK




6
six

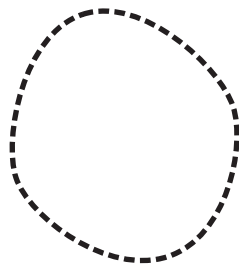
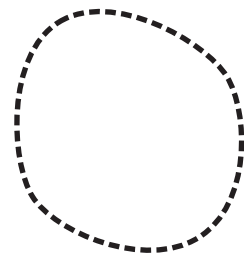
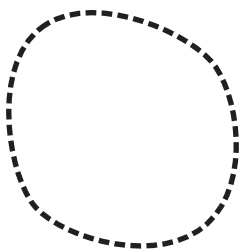
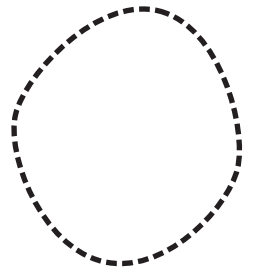
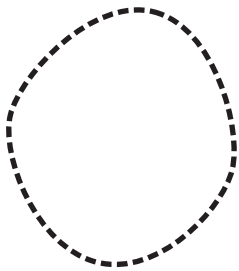
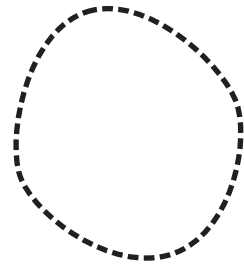
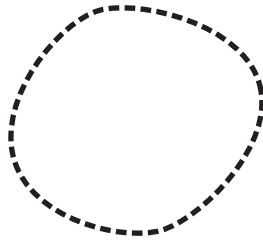
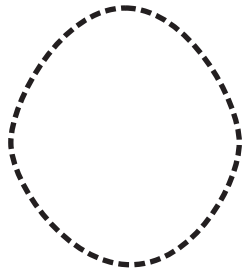
There are 6 balls around the clown.

Name: _____

6
six



Colour six spots.
Paste six spots onto the pig.




six

Name: _____

Draw *six* horses.

ON THE
BACK




6
SIX

The pig has 6 spots.









Name: _____

6
six



Colour six stars.

Paste six stars around the planet.




six

Name: _____

Write the number
6 six times.

ON THE
BACK




6
SIX

There are 6 stars around the planet.

Name: _____

6

six



Colour six clouds.

Paste six clouds around the sun.


six



Name: _____

Draw *six* moons.

ON THE
BACK




6
SIX

There are 6 clouds near the sun.

Name: _____


7



seven

Colour seven fish.

Paste seven fish around the shark.




seven

Name: _____

Write the word
seven 7 times.

ON THE
BACK



7


seven

The shark chases 7 fish.

Name: _____

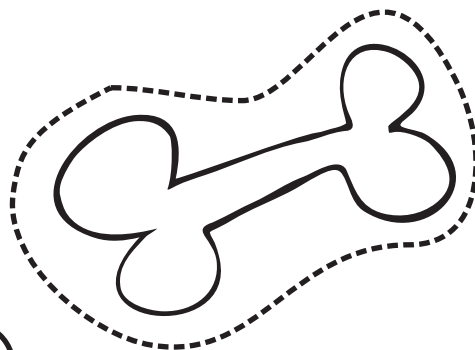







7

seven



Colour seven bones.


Paste seven bones near the dog.



seven

Name: _____

Draw *seven* cats. **ON THE
BACK**




7

seven

The dog has 7 bones.

Name: _____

7



Colour seven bottles.
Paste seven bottles around the baby.


seven



Name: _____

Write the number
7 seven times.

ON THE
BACK




The baby has 7 bottles.

7

seven

Name: _____


7



Colour seven moons.

Paste seven moons near the astronaut.

seven




seven

Name: _____

Draw *seven* suns.

ON THE
BACK



7


seven

The astronaut sees 7 moons.

Name: _____

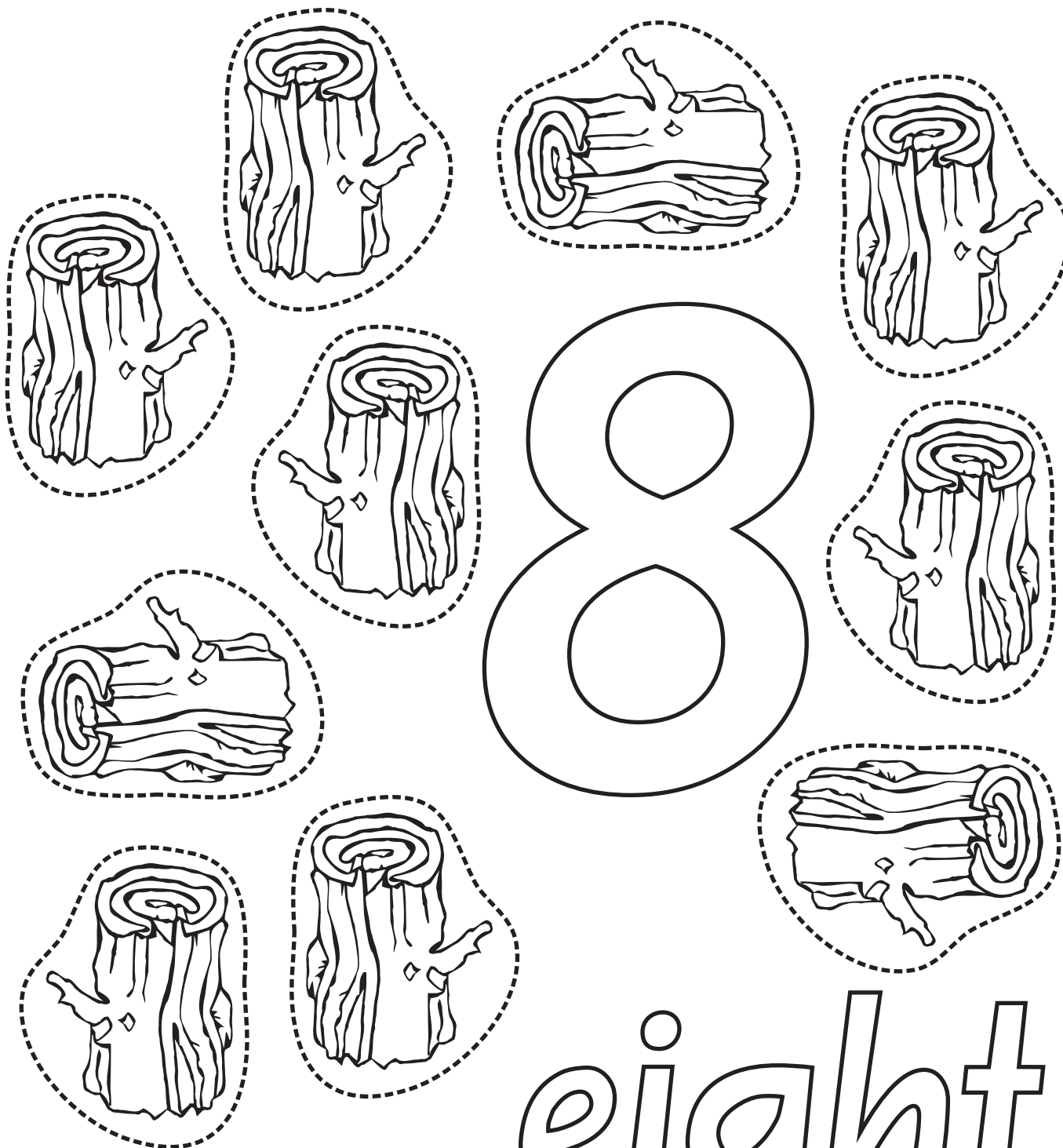
8

eight



Colour eight logs.

Paste eight logs near the axe.




eight

Name: _____

Write the word
eight 8 times.

ON THE
BACK

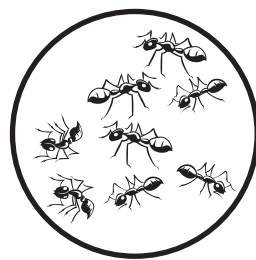


8
eight






The axe has 8 logs to chop.

Name: _____

8
eight



Colour eight shells.
Paste eight shells near the lobster.




eight

Name: _____

Draw *eight* fish.

ON THE
BACK




8
eight

There are 8 shells near the lobster.

Name: _____


8
eight



Colour eight snails.
Paste eight snails around the leaf.

eight

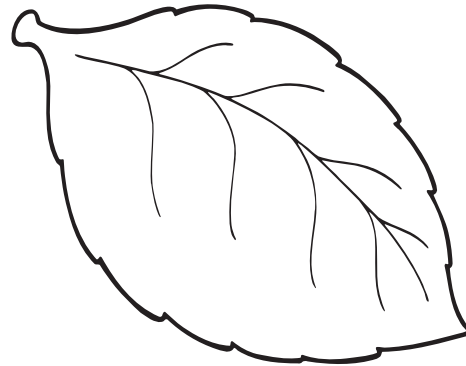
8



Name: _____

Write the number
8 eight times.

ON THE
BACK




8
eight

There are 8 snails around the leaf.

Name: _____

8
eight



Colour eight spoons.

Paste eight spoons around the bowl.

eight


8



Name: _____

Draw *eight* forks.

ON THE
BACK




8
eight










There are 8 spoons near the bowl.

Name: _____

9
nine



Colour nine frogs.
Paste nine frogs near the mushroom.




nine

Name: _____

Write the word
nine 9 times.

ON THE
BACK




9
nine

There are 9 frogs near the mushroom.

Name: _____

9

nine



Colour nine bees.

Paste nine bees around the flower.




nine

Name: _____

Draw *nine* flowers.

ON THE
BACK




9
nine

The flower has 9 bees around it.

Name: _____


9

nine



Colour nine ice cubes.

Paste nine ice cubes near the fridge.



Name: _____

Write the number
9 nine times.

ON THE
BACK




9
nine

There are 9 ice cubes around the fridge.

Name: _____











9

nine



Colour nine glasses.

Paste nine glasses near the jug.



nine


Name: _____

Draw *nine* ice creams.

ON THE
BACK


9
nine

The jug has 9 glasses to fill.











Name: _____



10
ten



Colour ten golf balls.
Paste ten golf balls near the golf club.



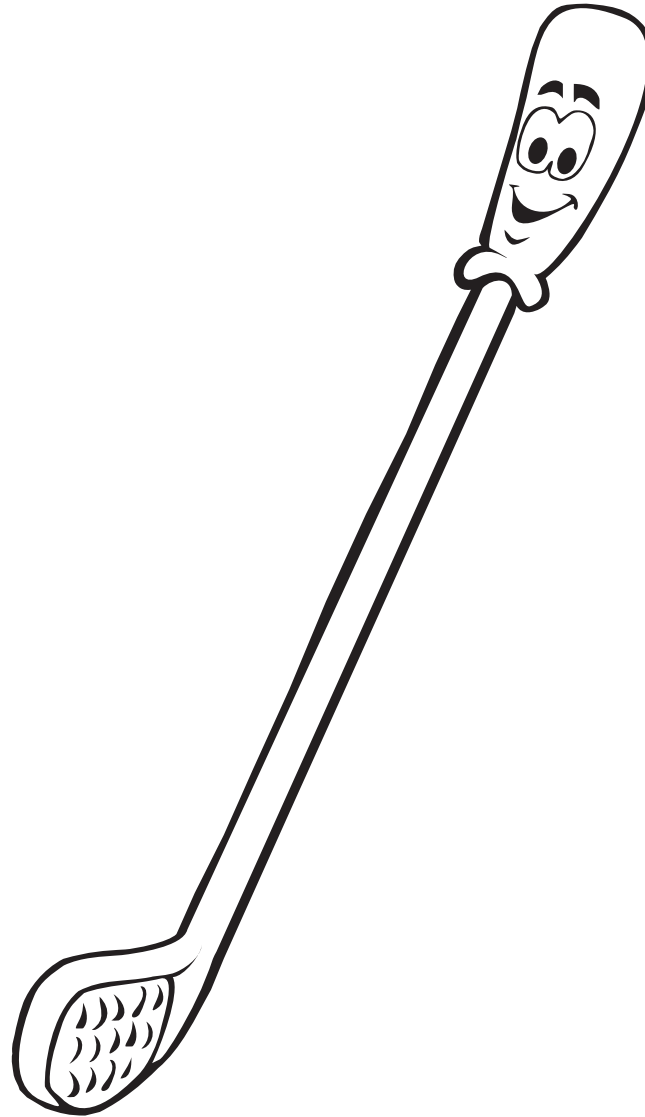
ten



Name: _____

Write the word
ten 10 times.

ON THE
BACK




10
ten

The golf club has 10 golf balls to hit.






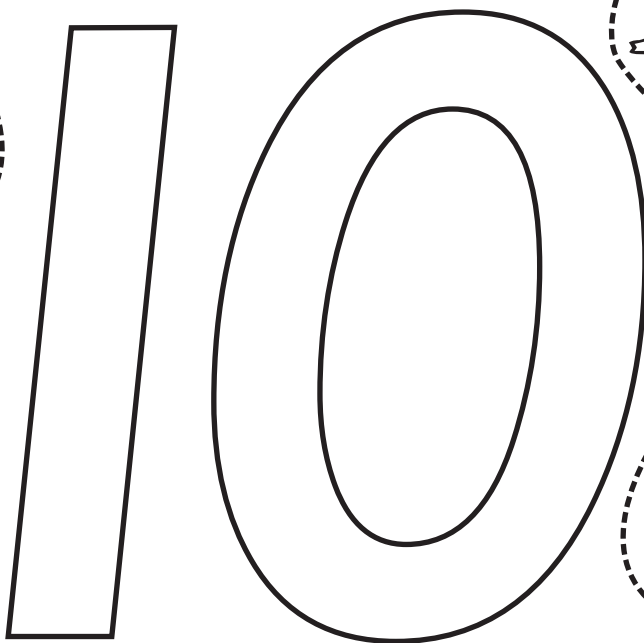






Name: _____

10
ten



Colour ten spiders.

Paste ten spiders in the spider's web.




ten

Name: _____

Draw ten caterpillars.

ON THE
BACK




10
ten

The spider web has 10 spiders on it.





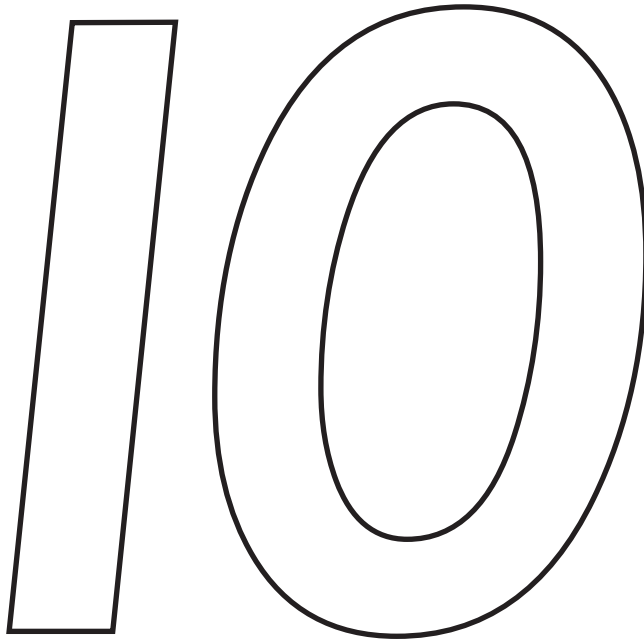









Name: _____

10
ten





Colour ten ants.

Paste ten ants around the cake.



ten



Name: _____

Write the number
10 ten times.

ON THE
BACK




10
ten

There are 10 ants around the cake.



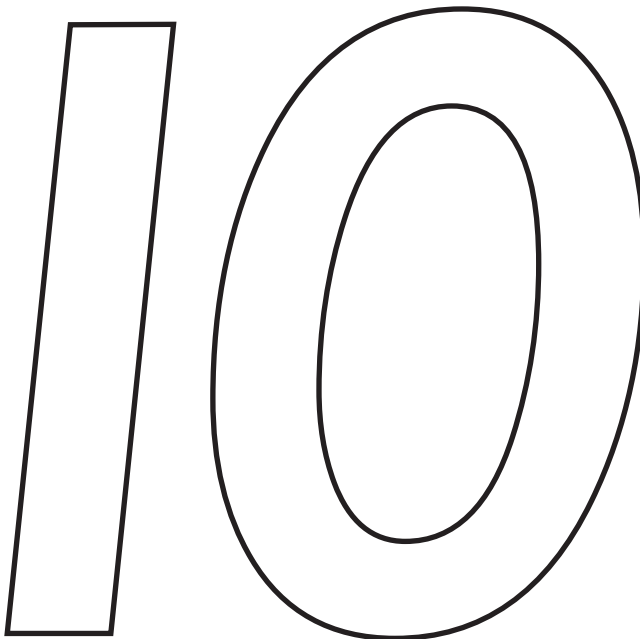


Name: _____

10
ten




Colour ten birds.

Paste ten birds around the balloon.




ten



Name: _____

Draw ten planes.

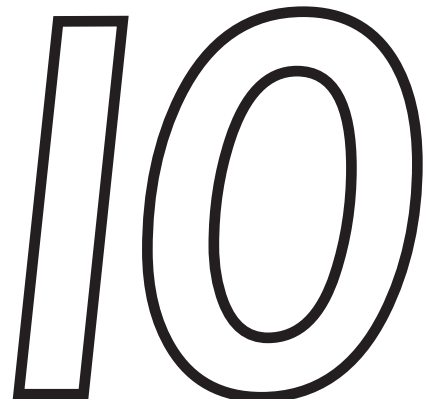


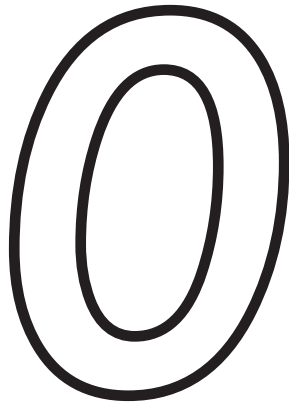
ON THE
BACK



10
ten

There are 10 birds around the balloon.

Photocopy and duplicate these number cards for recognition activities and games e.g. number bingo, dominoes etc.



Cut and Paste Numbers comprehensively explores the recognition of numbers from 1 to 10.

Activities include cutting out objects and pasting a particular number around or on a template.

There are number sentences to read and extra activities for fast finishers.

This book is suitable for the following grades in different states.

	NSW	ACT	VIC	TAS	WA	NT	SA	QLD	NZ
K, Prep	✓	✓	✓	✓					
1					✓	✓	✓	✓	✓
2									
3									
4									
5									
6									
7									

LOWER MIDDLE UPPER

Burrabooks publications are written by Australian teachers who have had extensive classroom experience.

For more information visit:
[**www.burrabooks.com.au**](http://www.burrabooks.com.au)



www.burrabooks.com.au
mail@burrabooks.com.au