

PHONICS EVALUATION



Diagnose and Develop
Phonemic Awareness

PHONICS EVALUATION



**Diagnose and Develop
Phonemic Awareness**

Phonics Evaluation

written by Louise Porich

© Burrabooks Pty Ltd.

First Published 2002

Revised and Reprinted 2005

ABN 22 070 006 085

P. O. Box 611,

Moruya NSW 2537

Ph: 0244 742 355

Fax: 0244 742 399

www.burrabooks.com.au

All rights reserved.

COPYING FOR EDUCATIONAL PURPOSES

The purchaser of this book is granted permission by the publisher to make copies of the pages within the book, beyond their rights under the Australian Copyright Act 1968 (the Act), provided that the number of copies made does not exceed the number reasonably required for use in one classroom only; that copies are only made by photocopying and are not copied, stored or transmitted by any electronic or digital means; copies are not sold or lent. Copying of this book outside this licence may fall within the educational statutory licence under the Act.

COPYING FOR OTHER PURPOSES

Unless copying is specifically permitted by the educational statutory licence, the licence granted to the purchaser of this book or the fair dealing clause in the Act (for the purposes of study, research, criticism or review), no part of this book may be reproduced, stored in a retrieval system, transmitted in any form or by any means without prior written permission from the publisher.

Some images used with permission of Ron Leishman.

As with all Burrabooks publications every attempt is made to acknowledge copyright. Any infringements are purely coincidental and the publisher offers apologies where applicable.

ISBN 1 86402 171 3

BUR-5020



www.burrabooks.com.au
mail@burrabooks.com.au



INTRODUCTION

The exercises in “Phonics Evaluation” have been designed to diagnose and develop the skills of phonemic awareness. Being able to hear and recognise sounds within words is an essential skill in learning to read.

On each page of this book the students are asked to look at a picture and say its name out aloud. They can then fill in the missing sound and also circle the correct sound.

The illustrations may be photocopied and cut out to make useful cards for playing many types of word games similar to word bingo etc.

CONTENTS

Beginning Sounds

Page 2	s	m	a	t
Page 3	i	f	d	r
Page 4	o	g	l	h
Page 5	u	c	b	n
Page 6	k	v	e	p
Page 7	w	j	y	qu z
Page 8	a	f	k	p
Page 9	t	b	o	l
Page 10	c	h	m	r
Page 11	w	d	s	n

Final Two Letters (Word Families)

Page 26	an	ig	en	op
Page 27	ag	in	et	ug
Page 28	ap	og	un	at
Page 29	am	in	og	um
Page 30	ot	in	en	ug

Final Sounds

Page 12	b	l	t	x
Page 13	d	k	m	s
Page 14	g	n	p	f
Page 15	d	g	p	s
Page 16	l	g	t	k
Page 17	n	d	s	m
Page 18	n	t	l	m

Beginning Two Letters (Initial Blends)

Page 31	bl	sk	cr	st
Page 32	gl	pr	fr	sp
Page 33	fl	dr	sn	tw
Page 34	pl	gr	sl	sm
Page 35	tr	bl	sw	gr
Page 36	cl	br	sc	sw
Page 37	br	cl	sp	fl
Page 38	pl	st	fr	sm
Page 39	sn	pr	sk	tr
Page 40	dr	gl	cr	sl

Middle Vowel Sounds

Page 19	e	i	o	u
Page 20	i	o	u	a
Page 21	o	u	a	e
Page 22	a	e	i	o
Page 23	a	e	u	o
Page 24	i	o	a	e
Page 25	u	o	e	i

Digraphs

Page 41	sh	th	ch	wh
Page 42	ee	oa	ai	or
Page 43	ea	ow	ay	aw
Page 44	ow	ir	ar	oo
Page 45	ou	ur	oo	er
Page 46	sh	ee	ow	ou
Page 47	th	ea	oa	ow
Page 48	ir	ch	ai	ar
Page 49	ur	ay	oo	wh
Page 50	or	aw	oo	er
Page 51	sh	ee	ir	oa
Page 52	or	th	ea	ch
Page 53	ay	aw	ow	ur
Page 54	ai	oo	wh	ow
Page 55	oo	ar	ou	er
Page 56	or	ay	ai	oo
Page 57	ee	ow	ar	ur
Page 58	ea	th	ir	oa

Name: _____

Draw a picture of something beginning with 'm'.

ON THE
BACK


Beginning Sounds

m t
s a

Follow the directions


- ① Circle the correct sound.
- ② Write the sound to finish the word.
- ③ Colour pictures that start with *s* red.
- ④ Colour pictures that start with *m* blue.
- ⑤ Colour pictures that start with *t* yellow.
- ⑥ Colour pictures that start with *a* green.

m t s a




.... o o n

m t s a




.... a n t a

m t s a




.... e d d y

m t s a




.... o p

m t s a




.... p p l e

m t s a




.... e n t

m t s a




.... o n k e y

m t s a




.... u n

m t s a




.... a w

m t s a




.... n t

m t s a




.... a b l e

m t s a




.... r r o w

m t s a




.... o u s e

m t s a



.... e a l

m t s a



.... x e

m t s a



.... o p

Name: _____

Draw a picture of something beginning with 'd'.




Follow the directions

Beginning Sounds

- 1 Circle the correct sound.
- 2 Write the sound to finish the word.
- 3 Colour pictures that start with *f* red.
- 4 Colour pictures that start with *d* blue.
- 5 Colour pictures that start with *i* yellow.
- 6 Colour pictures that start with *r* green.


i r
f d

i f d r




.... o g

i f d r




.... n k

i f d r




.... i s h

i f d r




.... a n

i f d r




.... a x

i f d r




.... a i n

i f d r



.... u c k

i f d r




.... n s e c t s

i f d r




.... i c e

i f d r




.... n d i a n

i f d r




.... i n g

i f d r




.... a b b i t

i f d r




.... g l o o

i f d r




.... o x

i f d r



.... o b o t

i f d r



.... o o r

Name: _____

Draw a picture of something beginning with 'h'.




Beginning Sounds

Follow the directions

l h
o g


- ① Circle the correct sound.
- ② Write the sound to finish the word.
- ③ Colour pictures that start with h red.
- ④ Colour pictures that start with l blue.
- ⑤ Colour pictures that start with g yellow.
- ⑥ Colour pictures that start with o green.

l g h o




.... oat

l g h o



.... ctopus

l g h o



.... at

l g h o




.... og

l g h o



.... etter

l g h o



.... x

l g h o



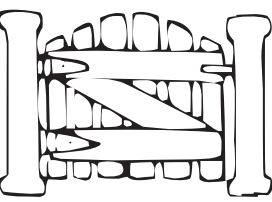
.... irl

l g h o




.... strich

l g h o




.... ate

l g h o



.... range

l g h o




.... olly

l g h o




.... ouse

l g h o




.... orse

l g h o




.... ips

l g h o



.... oose

l g h o



.... ammer

Name: _____

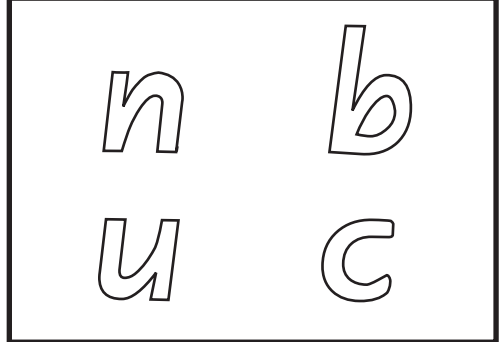
Draw a picture of something beginning with 'c'.



Follow the directions

Beginning Sounds

- 1 Circle the correct sound.
- 2 Write the sound to finish the word.
- 3 Colour pictures that start with c red.
- 4 Colour pictures that start with n blue.
- 5 Colour pictures that start with b yellow.
- 6 Colour pictures that start with u green.



b n c u

.... mbrella

b n c u

.... ed

b n c u

.... ose

b n c u

.... up

b n c u

.... est

b n c u

.... at

b n c u

.... nder

b n c u

.... ail

b n c u

.... nderwear

b n c u

.... ee

b n c u

.... ow

b n c u

.... all

b n c u

.... ap

b n c u

.... ird

b n c u

.... pstairs

b n c u

.... et

Name: _____

Draw a picture of something beginning with 'k'.

ON THE BACK


Beginning Sounds

Follow the directions

u k
e p


- 1 Circle the correct sound.
- 2 Write the sound to finish the word.
- 3 Colour pictures that start with k red.
- 4 Colour pictures that start with u blue.
- 5 Colour pictures that start with p yellow.
- 6 Colour pictures that start with e green.

e k p u




.... ig

e k p u




.... ey

e k p u




.... an

e k p u




.... gg

e k p u



.... ie

e k p u




.... ase

e k p u




.... skimo

e k p u




.... oala

e k p u




.... lephant

e k p u



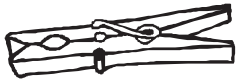
.... et

e k p u



.... ite

e k p u




.... eg

e k p u




.... itten

e k p u




.... lf

e k p u



.... olcano

e k p u



.... an

Name: _____

Draw a picture of something beginning with 'z'.

ON THE BACK


Follow the directions

- 1 Circle the correct sound.
- 2 Write the sound to finish the word.
- 3 Colour pictures that start with y red.
- 4 Colour pictures that start with qu blue.
- 5 Colour pictures that start with j yellow.
- 6 Colour pictures that start with w green.
- 7 Colour pictures that start with z purple.

Beginning Sounds


z w
y qu j

qu y j w z




.... e b

qu y j w z




.... a r

qu y j w z




.... e b r a

qu y j w z




.... o - y o

qu y j w z



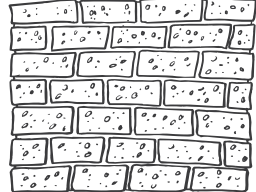
.... i t c h

qu y j w z




.... a w n

qu y j w z




.... a l l

qu y j w z




.... e e n

qu y j w z




.... e t

qu y j w z




.... i p p e r

qu y j w z




.... i n d o w

qu y j w z




.... i g s a w

qu y j w z




.... a d s

qu y j w z




.... e l l

qu y j w z



.... u g

qu y j w z



.... e l l o w

Name: _____

Draw a picture of something beginning with 'p'.

ON THE
BACK


Beginning Sounds

k f
p a

Follow the directions


- 1 Circle the correct sound.
- 2 Write the sound to finish the word.
- 3 Colour pictures that start with k red.
- 4 Colour pictures that start with f blue.
- 5 Colour pictures that start with a yellow.
- 6 Colour pictures that start with p green.

p k f a




.... l l i g a t o r

p k f a




.... e n g u i n

p k f a



.... l o w e r

p k f a




.... i w i f r u i t

p k f a



.... a n g a r o o

p k f a




.... l a g

p k f a




.... o p c o r n

p k f a




.... m b u l a n c e

p k f a




.... s t r o n a u t

p k f a




.... r o g

p k f a




.... i n g

p k f a




.... o t

p k f a




.... e n c i l

p k f a



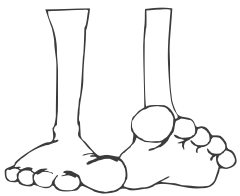
.... e t t l e

p k f a



.... n c h o r

p k f a



.... e e t

Name: _____

Draw a picture of something beginning with 't'.

ON THE BACK

Follow the directions

Beginning Sounds

- 1 Circle the correct sound.
- 2 Write the sound to finish the word.
- 3 Colour pictures that start with l red.
- 4 Colour pictures that start with t blue.
- 5 Colour pictures that start with b yellow.
- 6 Colour pictures that start with o green.

t

b

o


l

o t b l




.... iger

o t b l



.... emon

o t b l




.... lives

o t b l



.... at

o t b l




.... amb

o t b l




.... urtle

o t b l




.... ook

o t b l



.... elevision

o t b l



.... izard

o t b l




.... ion

o t b l




.... ell

o t b l



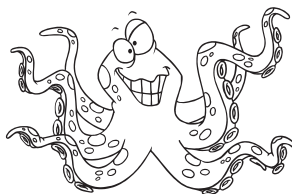
.... tter

o t b l



.... elescope

o t b l




.... ctopus

o t b l



.... ottle

o t b l



.... range

Name: _____

Draw a picture of something beginning with 'r'.

ON THE BACK


Beginning Sounds

Follow the directions

h m
r c


- 1 Circle the correct sound.
- 2 Write the sound to finish the word.
- 3 Colour pictures that start with m red.
- 4 Colour pictures that start with c blue.
- 5 Colour pictures that start with r yellow.
- 6 Colour pictures that start with h green.

r m h c




.... e a r t

r m h c




.... u m

r m h c



.... a r

r m h c



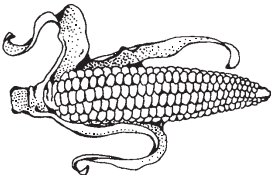
.... o a t

r m h c




.... o s p i t a l

r m h c




.... o r n

r m h c




.... a n

r m h c




.... a b b i t

r m h c




.... i l k

r m h c




.... o n e y

r m h c



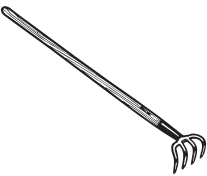
.... a i r

r m h c




.... a t

r m h c




.... a k e

r m h c




.... e n

r m h c



.... a k e

r m h c



.... i v e r

Name: _____

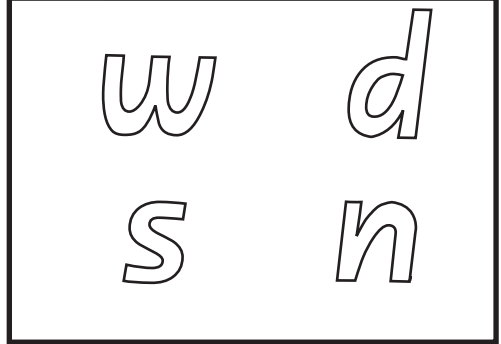
Draw a picture of something beginning with 's'.




Follow the directions

Beginning Sounds

- 1 Circle the correct sound.
- 2 Write the sound to finish the word.
- 3 Colour pictures that start with *d* red.
- 4 Colour pictures that start with *s* blue.
- 5 Colour pictures that start with *w* yellow.
- 6 Colour pictures that start with *n* green.




n s d w



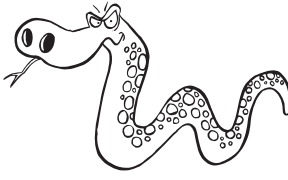
.... ish

n s d w




.... ig

n s d w



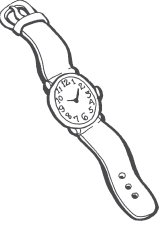
.... nake

n s d w




.... ut

n s d w




.... atch

n s d w




.... nowman

n s d w




.... inosaur

n s d w




.... hale

n s d w




.... cissors

n s d w




.... eer

n s d w




.... ix

n s d w




.... ecklace

n s d w



.... alrus

n s d w



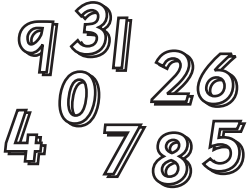
.... urse

n s d w



.... ress

n s d w



.... umber s

Name: _____

Draw a picture of something ending with 'x'.



Final Sounds

Follow the directions

b

l

t

x


- 1 Circle the correct sound.
- 2 Write the sound to finish the word.
- 3 Colour pictures that end with x red.
- 4 Colour pictures that end with b blue.
- 5 Colour pictures that end with t yellow.
- 6 Colour pictures that end with l green.

l t x b



bel

l t x b



we

l t x b



ba

l t x b



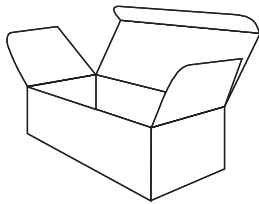
fo

l t x b



bi

l t x b



bo

l t x b




bal

l t x b



fa

l t x b




came

l t x b



ten

l t x b



cra

l t x b




po

l t x b



ca

l t x b




tu

l t x b

6

si

l t x b



bow

Name: _____

Draw a picture of something ending with 'm'.

ON THE
BACK


Follow the directions

- 1 Circle the correct sound.
- 2 Write the sound to finish the word.
- 3 Colour pictures that end with **m** red.
- 4 Colour pictures that end with **k** blue.
- 5 Colour pictures that end with **s** yellow.
- 6 Colour pictures that end with **d** green.

Final Sounds


m k
s d

m s k d




m u

m s k d




b e

m s k d




b u

m s k d



b o o

m s k d




h a n

m s k d




d r e s

m s k d




b r o o

m s k d




l i p

m s k d



h o o

m s k d




a r

m s k d




b i r

m s k d




l o c

m s k d




l i

m s k d




d r u

m s k d



f o r

m s k d



s t a r

Name: _____

Draw a picture of something ending with 'p'.




Final Sounds

f n
p g

Follow the directions


- 1 Circle the correct sound.
- 2 Write the sound to finish the word.
- 3 Colour pictures that end with g red.
- 4 Colour pictures that end with n blue.
- 5 Colour pictures that end with f yellow.
- 6 Colour pictures that end with p green.

g p n f




ca

g p n f



pi

g p n f




ca

g p n f




lea

g p n f




roo

g p n f




mo

g p n f




su

g p n f



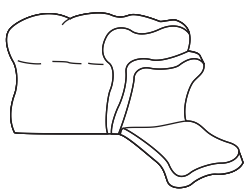
fro

g p n f




fla

g p n f




loa

g p n f




fa

g p n f




ma

g p n f




clow

g p n f




fi

g p n f



lo

g p n f



sto

Name: _____

Draw a picture of something ending with 'g'.

ON THE
BACK


Follow the directions

Final Sounds

- 1 Circle the correct sound.
- 2 Write the sound to finish the word.
- 3 Colour pictures that end with p red.
- 4 Colour pictures that end with d blue.
- 5 Colour pictures that end with s yellow.
- 6 Colour pictures that end with g green.


d s
g p

p d g s




cu

p d g s



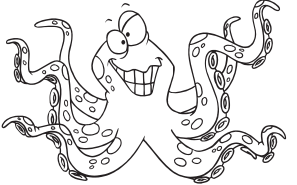
hea

p d g s



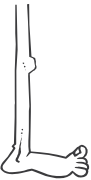
do

p d g s




octopu

p d g s




le

p d g s




ho

p d g s




foo

p d g s




ta

p d g s




lizar

p d g s




bu

p d g s




wi

p d g s




li

p d g s




eg

p d g s



lollie

p d g s



lam

p d g s

9 3 1 2 6
4 0 7 8 5

number

Name: _____

Draw a picture of something ending with 't'.

ON THE BACK

Final Sounds

Follow the directions

t l
g k

- 1 Circle the correct sound.
- 2 Write the sound to finish the word.
- 3 Colour pictures that end with k red.
- 4 Colour pictures that end with l blue.
- 5 Colour pictures that end with t yellow.
- 6 Colour pictures that end with g green.

k t l g



kenne....

k t l g



mil....

k t l g



boa....

k t l g



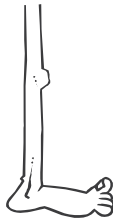
ju....

k t l g



ne....

k t l g



le....

k t l g



gir....

k t l g



in....

k t l g



snai....

k t l g




ho.... do....

k t l g



nu....

k t l g



wa....

k t l g



ma....

k t l g



hear....

k t l g



mu....

k t l g



ches....

Name: _____

Draw a picture of something ending with 'm'.

ON THE
BACK


Follow the directions

- 1 Circle the correct sound.
- 2 Write the sound to finish the word.
- 3 Colour pictures that end with *m* red.
- 4 Colour pictures that end with *d* blue.
- 5 Colour pictures that end with *n* yellow.
- 6 Colour pictures that end with *s* green.

Final Sounds


m n
s d

n s m d



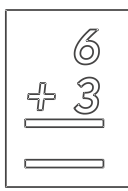
pa

n s m d




pe

n s m d




su

n s m d




crow

n s m d




card

n s m d




sock

n s m d



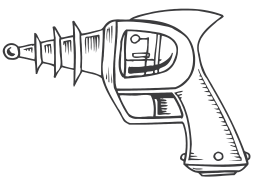
clow

n s m d




ro

n s m d



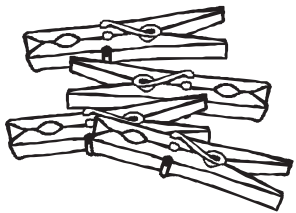
gu

n s m d




broo

n s m d




peg

n s m d




cor

n s m d




ar

n s m d



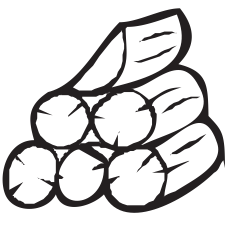
dru

n s m d



car

n s m d



log

Name: _____

Draw a picture of something ending with 'n'.

ON THE
BACK

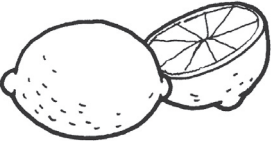
Final Sounds

l t
n m

Follow the directions


- ① Circle the correct sound.
- ② Write the sound to finish the word.
- ③ Colour pictures that end with *m* red.
- ④ Colour pictures that end with *n* blue.
- ⑤ Colour pictures that end with *t* yellow.
- ⑥ Colour pictures that end with *l* green.

t m l n




le m o

t m l n




na i

t m l n




a n

t m l n



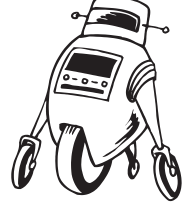
ra b b i

t m l n




ja

t m l n



ro bo

t m l n




kit te

t m l n




ya w

t m l n




bu t t o

t m l n



ca

t m l n




je

t m l n




ele ph an

t m l n




in sec

t m l n




pos su

t m l n



lio

t m l n



ma

Name: _____

Draw a picture of something with 'i' in the middle.



Follow the directions

Middle Sounds

- 1 Circle the correct sound.
- 2 Write the sound to finish the word.
- 3 Colour the e pictures red.
- 4 Colour the i pictures blue.
- 5 Colour the u pictures yellow.
- 6 Colour the o pictures green.


o

i

e

u

o u i e



p g

o u i e



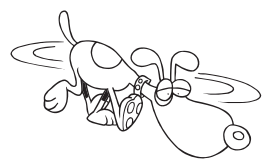
n t

o u i e




c p

o u i e



d g

o u i e



s n

o u i e



d ll

o u i e



w ll

o u i e




h p p o

o u i e



k ck

o u i e



p n

o u i e




l ck

o u i e




m g

o u i e



m p

o u i e




d ck

o u i e



p g

o u i e



w g

Name: _____

Draw a picture of something with 'o' in the middle.




Middle Sounds

Follow the directions

u i
a o

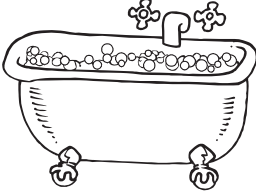
- 1 Circle the correct sound.
- 2 Write the sound to finish the word.
- 3 Colour the a pictures red.
- 4 Colour the u pictures blue.
- 5 Colour the o pictures yellow.
- 6 Colour the i pictures green.

a i u o




f x

a i u o



t b

a i u o




t n

a i u o




u n

a i u o




l d

a i u o




s ck

a i u o



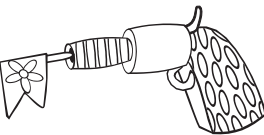
c t

a i u o



n t

a i u o




g n

a i u o



b g

a i u o




s x

a i u o



h p

a i u o




p t

a i u o




b b

a i u o



r n

a i u o



m p

Name: _____

Draw a picture of something with 'u' in the middle.




Follow the directions

Middle Sounds

- 1 Circle the correct sound.
- 2 Write the sound to finish the word.
- 3 Colour the e pictures red.
- 4 Colour the o pictures blue.
- 5 Colour the u pictures yellow.
- 6 Colour the a pictures green.


u o
a e

u o e a



r t

u o e a



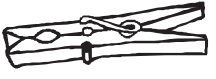
c t

u o e a




d d

u o e a




p g

u o e a




p p

u o e a




t g

u o e a




t p

u o e a




m n

u o e a




p n

u o e a



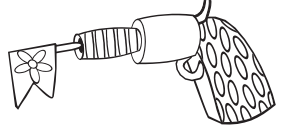
t n t

u o e a




m t

u o e a




g n

u o e a



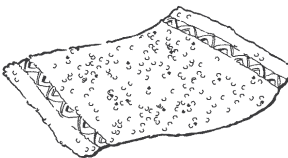
r d

u o e a




f x

u o e a



r g

u o e a



t n

Name: _____

Draw a picture of something with 'a' in the middle.




Middle Sounds

Follow the directions

o i
e a


- 1 Circle the correct sound.
- 2 Write the sound to finish the word.
- 3 Colour the e pictures red.
- 4 Colour the i pictures blue.
- 5 Colour the o pictures yellow.
- 6 Colour the a pictures green.

e a o i




h.... t

e a o i




l.... ps

e a o i




w.... b

e a o i



t.... p

e a o i



b.... x

e a o i



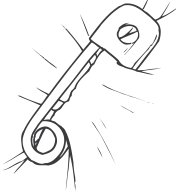
b.... ll

e a o i




f.... n

e a o i




p.... n

e a o i




b.... d

e a o i




b.... t

e a o i




n.... st

e a o i




fr.... g

e a o i




r.... cks

e a o i




h.... lls

e a o i



l.... g

e a o i



f.... n

Name: _____

Draw a picture of something with 'i' in the middle.

ON THE
BACK

Follow the directions

- 1 Circle the correct sound.
- 2 Write the sound to finish the word.
- 3 Colour the u pictures red.
- 4 Colour the o pictures blue.
- 5 Colour the e pictures yellow.
- 6 Colour the a pictures green.

Middle Sounds


a e
o u

a o e u




h n

a o e u




b g

a o e u




c t

a o e u




p n

a o e u



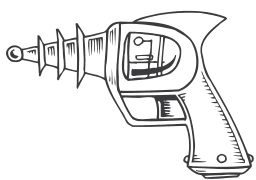
m t

a o e u




r t

a o e u




g n

a o e u




d d

a o e u




t g

a o e u




j g

a o e u




t n

a o e u




r d

a o e u




t p

a o e u




f x

a o e u



m n

a o e u



w b

Name: _____

Draw a picture of something with 'e' in the middle.




Middle Sounds

Follow the directions

o e
a i


- 1 Circle the correct sound.
- 2 Write the sound to finish the word.
- 3 Colour the o pictures red.
- 4 Colour the a pictures blue.
- 5 Colour the i pictures yellow.
- 6 Colour the e pictures green.

i o a e



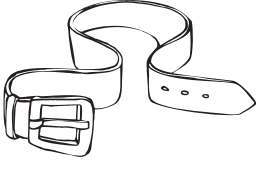
h.... t

i o a e



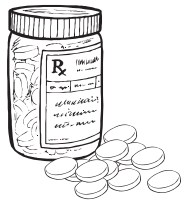
h.... t

i o a e




b.... lt

i o a e




p.... lls

i o a e



b.... g

i o a e




s.... ck

i o a e




d.... ll

i o a e




f.... x

i o a e




w.... g

i o a e




s.... ck

i o a e



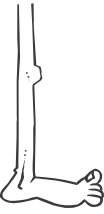
d.... d

i o a e




k.... ck

i o a e




l.... g

i o a e



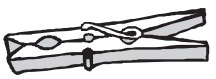
p.... t

i o a e



b.... d

i o a e



p.... g

Name: _____

Draw a picture of something with 'o' in the middle.




Follow the directions

Middle Sounds

- 1 Circle the correct sound.
- 2 Write the sound to finish the word.
- 3 Colour the u pictures red.
- 4 Colour the i pictures blue.
- 5 Colour the e pictures yellow.
- 6 Colour the o pictures green.


i u
o e

u i e o



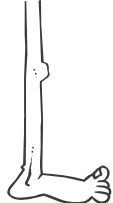
fr g

u i e o




s n

u i e o




l g

u i e o




p n

u i e o




n t

u i e o



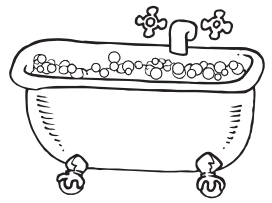
n t

u i e o



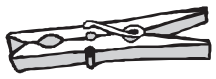
d g

u i e o




t b

u i e o




p g

u i e o




h lls

u i e o




c t

u i e o



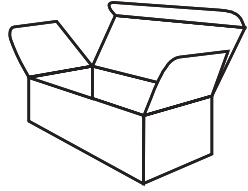
l d

u i e o




g n

u i e o



b x

u i e o



p n

u i e o



b b

Name: _____

Draw a picture of something ending with 'an'.




Final Two Letters

Follow the directions

en an
op ig


- 1 Circle the correct sound.
- 2 Write the sound to finish the word.
- 3 Colour pictures that end with *op* red.
- 4 Colour pictures that end with *an* blue.
- 5 Colour pictures that end with *en* yellow.
- 6 Colour pictures that end with *ig* green.

ig en op an



p

ig en op an



f

ig en op an




h

ig en op an




t

ig en op an




t

ig en op an



m

ig en op an




p

ig en op an




w

ig en op an




m

ig en op an




d

ig en op an




p

ig en op an




c

ig en op an




b

ig en op an



m

ig en op an



h

ig en op an



u

Name: _____

Draw a picture of something ending with 'et'.

ON THE BACK

Follow the directions

Final Two Letters

- 1 Circle the correct sound.
- 2 Write the sound to finish the word.
- 3 Colour pictures that end with in red.
- 4 Colour pictures that end with et blue.
- 5 Colour pictures that end with ug yellow.
- 6 Colour pictures that end with ag green.


in et
ag ug

ug in et ag



w

ug in et ag



b

ug in et ag



t

ug in et ag



u

ug in et ag



m

ug in et ag




j

ug in et ag




w

ug in et ag



b

ug in et ag



r

ug in et ag




w

ug in et ag



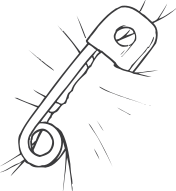
f

ug in et ag




b

ug in et ag



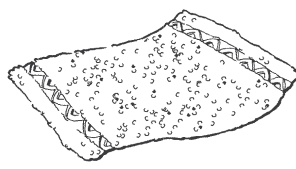
p

ug in et ag




t

ug in et ag



r

ug in et ag



n

Name: _____

Draw a picture of something ending with 'og'.




Final Two Letters

Follow the directions

un at
ap og

- 1 Circle the correct sound.
- 2 Write the sound to finish the word.
- 3 Colour pictures that end with ap red.
- 4 Colour pictures that end with un blue.
- 5 Colour pictures that end with og yellow.
- 6 Colour pictures that end with at green.

at un og ap




t

at un og ap




n

at un og ap




s

at un og ap




b

at un og ap




r

at un og ap



d

at un og ap




r

at un og ap




m

at un og ap




c

at un og ap



c

at un og ap




j

at un og ap




m

at un og ap




l

at un og ap




h

at un og ap



b

at un og ap



n

Name: _____

Draw a picture of something ending with 'am'.



Follow the directions

Final Two Letters

- 1 Circle the correct sound.
- 2 Write the sound to finish the word.
- 3 Colour pictures that end with *am* red.
- 4 Colour pictures that end with *um* blue.
- 5 Colour pictures that end with *in* yellow.
- 6 Colour pictures that end with *og* green.

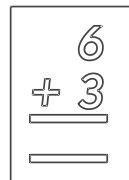
um in
og am

am og in um



d

am og in um



s

am og in um



j

am og in um



b

am og in um



pr

am og in um



t

am og in um



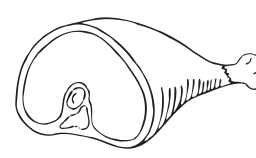
j

am og in um




fr

am og in um




h

am og in um




ch

am og in um



m

am og in um



p

am og in um



f

am og in um




w

am og in um



tw

am og in um



l

Name: _____

Draw a picture of something ending with 'in'.



Final Two Letters

Follow the directions

in en
ot ug

- 1 Circle the correct sound.
- 2 Write the sound to finish the word.
- 3 Colour pictures that end with ot red.
- 4 Colour pictures that end with in blue.
- 5 Colour pictures that end with en yellow.
- 6 Colour pictures that end with ug green.

ug en in ot




j

ug en in ot



b

ug en in ot



h

ug en in ot




p

ug en in ot




c

ug en in ot




t

ug en in ot



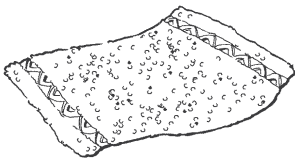
t w s

ug en in ot




b

ug en in ot



r

ug en in ot



t

ug en in ot



d

ug en in ot




f

ug en in ot




m

ug en in ot




ch

ug en in ot



p

ug en in ot



m

Name: _____

Draw a picture of something starting with 'bl'.




Follow the directions

Beginning Two Letters

- 1 Circle the correct sound.
- 2 Write the sound to finish the word.
- 3 Colour pictures that start with sk red.
- 4 Colour pictures that start with bl blue.
- 5 Colour pictures that start with st yellow.
- 6 Colour pictures that start with cr green.


bl st
cr sk

sk cr bl st




..... ocks

sk cr bl st



..... ab

sk cr bl st




..... ates

sk cr bl st




..... ack

sk cr bl st




..... ar

sk cr bl st



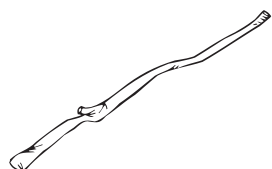
..... amp

sk cr bl st




..... ip

sk cr bl st




..... ick

sk cr bl st



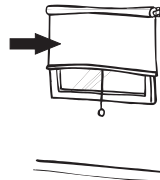
..... ash

sk cr bl st



..... i

sk cr bl st




..... ind

sk cr bl st



..... oss

sk cr bl st




..... ot

sk cr bl st



..... ow

sk cr bl st



..... irt

sk cr bl st



..... airs

Name: _____

Draw a picture of something starting with 'gl'.




Beginning Two Letters

Follow the directions

sp pr
gl fr


- 1 Circle the correct sound.
- 2 Write the sound to finish the word.
- 3 Colour pictures that start with pr red.
- 4 Colour pictures that start with sp blue.
- 5 Colour pictures that start with gl yellow.
- 6 Colour pictures that start with fr green.

fr gl sp pr




..... **a s s**

fr gl sp pr




..... **a m**

fr gl sp pr




..... **o o n**

fr gl sp pr




..... **u i t**

fr gl sp pr



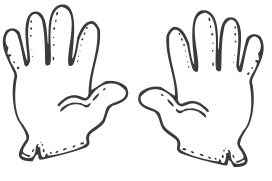
..... **i d e r**

fr gl sp pr




..... **o g**

fr gl sp pr




..... **o v e s**

fr gl sp pr




..... **a w n**

fr gl sp pr



..... **u e**

fr gl sp pr




..... **i n t e r**

fr gl sp pr




..... **e s e n t**

fr gl sp pr




..... **o t s**

fr gl sp pr




..... **i d g e**

fr gl sp pr




..... **o u t**

fr gl sp pr



..... **o b e**

fr gl sp pr



..... **a m e**

Name: _____

Draw a picture of something starting with 'fl'.




Follow the directions

Beginning Two Letters

- 1 Circle the correct sound.
- 2 Write the sound to finish the word.
- 3 Colour pictures that start with **tw** red.
- 4 Colour pictures that start with **fl** blue.
- 5 Colour pictures that start with **dr** yellow.
- 6 Colour pictures that start with **sn** green.


dr fl
sn tw

tw dr fl sn




..... **u m**

tw dr fl sn



..... **a g**

tw dr fl sn



..... **a k e**

tw dr fl sn




..... **i n s**

tw dr fl sn

20

..... **e n t y**

tw dr fl sn




..... **i f f**

tw dr fl sn




..... **e s s**

tw dr fl sn




..... **y**

tw dr fl sn



..... **o w e r**

tw dr fl sn




..... **a i l**

tw dr fl sn



..... **a g o n**

tw dr fl sn




..... **i s t**

tw dr fl sn

12

..... **e l v e**

tw dr fl sn




..... **a m e s**

tw dr fl sn



..... **o w m a n**

tw dr fl sn



..... **i n k**

Name: _____

Draw a picture of something starting with 'sl'.




Beginning Two Letters

Follow the directions

sl pl
gr sm


- ① Circle the correct sound.
- ② Write the sound to finish the word.
- ③ Colour pictures that start with sm red.
- ④ Colour pictures that start with pl blue.
- ⑤ Colour pictures that start with gr yellow.
- ⑥ Colour pictures that start with sl green.

pl sm gr sl




..... a n e t

pl sm gr sl



..... a p e s

pl sm gr sl



..... i p p e r s

pl sm gr sl




..... a t e

pl sm gr sl



..... a n e

pl sm gr sl



..... a n t

pl sm gr sl




..... i l e

pl sm gr sl




..... a s s

pl sm gr sl




..... a l l

pl sm gr sl



..... a d e r

pl sm gr sl




..... u g

pl sm gr sl



..... e l l

pl sm gr sl



..... e d

pl sm gr sl



..... u g

pl sm gr sl



..... o k e

pl sm gr sl



..... e e p

Name: _____

Draw a picture of something starting with 'gr'.

ON THE BACK


Follow the directions

Beginning Two Letters

- 1 Circle the correct sound.
- 2 Write the sound to finish the word.
- 3 Colour pictures that start with *sw* red.
- 4 Colour pictures that start with *bl* blue.
- 5 Colour pictures that start with *tr* yellow.
- 6 Colour pictures that start with *gr* green.


tr bl
gr sw

tr sw gr bl



..... ee

tr sw gr bl




..... ub

tr sw gr bl



..... eep

tr sw gr bl



..... apes

tr sw gr bl




..... ing

tr sw gr bl



..... anket

tr sw gr bl




..... umpet

tr sw gr bl



..... ocks

tr sw gr bl




..... ain

tr sw gr bl



..... im

tr sw gr bl




..... ass

tr sw gr bl



..... ink

tr sw gr bl



..... andma

tr sw gr bl




..... ind

tr sw gr bl



..... uck

tr sw gr bl



..... itch

Name: _____

Draw a picture of something starting with 'sc'.



Beginning Two Letters

Follow the directions

cl br
sw sc

- 1 Circle the correct sound.
- 2 Write the sound to finish the word.
- 3 Colour pictures that start with *sw* red.
- 4 Colour pictures that start with *cl* blue.
- 5 Colour pictures that start with *br* yellow.
- 6 Colour pictures that start with *sc* green.

cl sc sw br




..... ush

cl sc sw br



..... ing

cl sc sw br



..... hool

cl sc sw br



..... ock

cl sc sw br



..... im

cl sc sw br



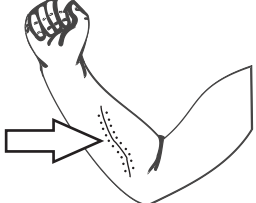
..... own

cl sc sw br




..... ick

cl sc sw br




..... ar

cl sc sw br




..... idge

cl sc sw br




..... ooter

cl sc sw br



..... ip

cl sc sw br



..... an

cl sc sw br



..... iff

cl sc sw br



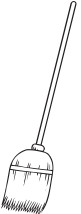
..... itch

cl sc sw br



..... ales

cl sc sw br



..... oom

Name: _____

Draw a picture of something starting with 'cl'.



Follow the directions

Beginning Two Letters

- 1 Circle the correct sound.
- 2 Write the sound to finish the word.
- 3 Colour pictures that start with *br* red.
- 4 Colour pictures that start with *sp* blue.
- 5 Colour pictures that start with *fl* yellow.
- 6 Colour pictures that start with *cl* green.

fl cl
br sp

sp fl cl br

..... e a

sp fl cl br

..... a p

sp fl cl br

..... a n c h

sp fl cl br

..... o o n

sp fl cl br

..... e a d

sp fl cl br

..... a g

sp fl cl br

..... i d e r

sp fl cl br

..... u t e

sp fl cl br

..... o t h e s

sp fl cl br

..... a i n

sp fl cl br

..... a w

sp fl cl br

..... o w e r

sp fl cl br

..... o u d

sp fl cl br

..... o t s

sp fl cl br

..... o k e n

sp fl cl br

..... o u t

Name: _____

Draw a picture of something starting with 'sm'.



Beginning Two Letters

Follow the directions

fr st
pl sm


- 1 Circle the correct sound.
- 2 Write the sound to finish the word.
- 3 Colour pictures that start with *sm* red.
- 4 Colour pictures that start with *fr* blue.
- 5 Colour pictures that start with *st* yellow.
- 6 Colour pictures that start with *pl* green.

st sm pl fr




..... ate

st sm pl fr



..... eps

st sm pl fr



..... idge

st sm pl fr




..... ile

st sm pl fr




..... oke

st sm pl fr




..... anet

st sm pl fr



..... op

st sm pl fr




..... ant

st sm pl fr



..... og

st sm pl fr




..... ool

st sm pl fr




..... own

st sm pl fr




..... ar

st sm pl fr




..... ell

st sm pl fr



..... ug

st sm pl fr



..... uit

st sm pl fr



..... ash

Name: _____

Draw a picture of something starting with 'sk'.



Follow the directions

Beginning Two Letters

- 1 Circle the correct sound.
- 2 Write the sound to finish the word.
- 3 Colour pictures that start with sk red.
- 4 Colour pictures that start with sn blue.
- 5 Colour pictures that start with tr yellow.
- 6 Colour pictures that start with pr green.

pr sk
sn tr

pr sn sk tr

..... actor

pr sn sk tr

..... eeze

pr sn sk tr

..... esent

pr sn sk tr

..... irt

pr sn sk tr

..... eleton

pr sn sk tr

..... ake

pr sn sk tr

..... ay

pr sn sk tr

..... ail

pr sn sk tr

..... am

pr sn sk tr

..... ince

pr sn sk tr

..... ull

pr sn sk tr

..... ay

pr sn sk tr

..... owman

pr sn sk tr

..... i

pr sn sk tr

..... awn

pr sn sk tr

..... unk

Name: _____

Draw a picture of something starting with 'dr'.



Beginning Two Letters

Follow the directions

cr dr
gl sl

- 1 Circle the correct sound.
- 2 Write the sound to finish the word.
- 3 Colour pictures that start with gl red.
- 4 Colour pictures that start with cr blue.
- 5 Colour pictures that start with sl yellow.
- 6 Colour pictures that start with dr green.

cr dr sl gl




..... ry

cr dr sl gl



..... obe

cr dr sl gl



..... aw

cr dr sl gl



..... awl

cr dr sl gl




..... own

cr dr sl gl



..... oss

cr dr sl gl




..... eep

cr dr sl gl




..... ue

cr dr sl gl




..... agon

cr dr sl gl




..... ippers

cr dr sl gl



..... ess

cr dr sl gl



..... ab

cr dr sl gl




..... ow

cr dr sl gl




..... oves

cr dr sl gl



..... ug

cr dr sl gl



..... asses

Name: _____

Draw a picture of something starting with 'wh'.



















Follow the directions

Digraphs

- 1 Circle the correct sound.
- 2 Write the sound to finish the word.
- 3 Colour pictures that start with *wh* red.
- 4 Colour pictures that start with *ch* blue.
- 5 Colour pictures that start with *th* yellow.
- 6 Colour pictures that start with *sh* green.

sh wh
ch th

ch th wh sh  umb	ch th wh sh  ell	ch th wh sh  ale	ch th wh sh  eese
ch th wh sh  urch	ch th wh sh  isper	ch th wh sh  ip	ch th wh sh  ip
ch th wh sh  row	ch th wh sh  eep	ch th wh sh  ird	ch th wh sh  icken
ch th wh sh  ark	ch th wh sh  air	ch th wh sh  roat	ch th wh sh  eel

Name: _____

Draw a picture of something with an 'ee' sound in it.




Digraphs

Follow the directions

ai ee
or oa

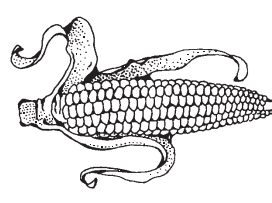
- 1 Circle the correct sound.
- 2 Write the sound to finish the word.
- 3 Colour pictures with an oa sound red.
- 4 Colour pictures with an ee sound blue.
- 5 Colour pictures with an ai sound yellow.
- 6 Colour pictures with an or sound green.

ai or oa ee



b n

ai or oa ee



c n

ai or oa ee




b t

ai or oa ee



n l

ai or oa ee




g t

ai or oa ee



t r n

ai or oa ee




h s e

ai or oa ee



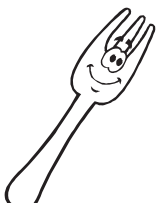
r n

ai or oa ee



t r n

ai or oa ee




f k

ai or oa ee




q u n

ai or oa ee




t s t e r

ai or oa ee




s h p

ai or oa ee




s n l

ai or oa ee



s p

ai or oa ee



h n

Name: _____

Draw a picture of something with an 'aw' sound in it.



Follow the directions

- 1 Circle the correct sound.
- 2 Write the sound to finish the word.
- 3 Colour pictures with an ow sound red.
- 4 Colour pictures with an ay sound blue.
- 5 Colour pictures with an aw sound yellow.
- 6 Colour pictures with an ea sound green.

Digraphs


ea aw
ay ow

ow ay ea aw



b

ow ay ea aw



pr n

ow ay ea aw



h

ow ay ea aw



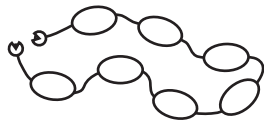
r d

ow ay ea aw



y n

ow ay ea aw



b ds

ow ay ea aw



pill

ow ay ea aw




pl

ow ay ea aw



m er

ow ay ea aw



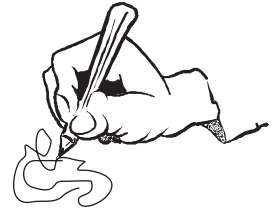
cr ons

ow ay ea aw




l f

ow ay ea aw



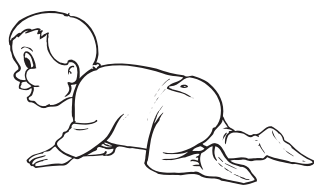
dr

ow ay ea aw



b n

ow ay ea aw




cr l

ow ay ea aw



spr

ow ay ea aw



b l

Name: _____

Draw a picture of something with an 'ow' sound in it.




Digraphs

Follow the directions

ow ar
oo ir


- 1 Circle the correct sound.
- 2 Write the sound to finish the word.
- 3 Colour pictures with an oo sound red.
- 4 Colour pictures with an ow sound blue.
- 5 Colour pictures with an ar sound yellow.
- 6 Colour pictures with an ir sound green.

ir ow oo ar




cl n

ir ow oo ar




b k

ir ow oo ar




g l

ir ow oo ar




j k

ir ow oo ar




sh k

ir ow oo ar



f t

ir ow oo ar




..... l

ir ow oo ar




sh t

ir ow oo ar




fl er

ir ow oo ar




b d

ir ow oo ar



c k

ir ow oo ar




c k

ir ow oo ar




sk t

ir ow oo ar




st k

ir ow oo ar



c k

ir ow oo ar



h k

Name: _____

Draw a picture of something with an 'ou' sound in it.




Follow the directions

Digraphs

- 1 Circle the correct sound.
- 2 Write the sound to finish the word.
- 3 Colour pictures with an **ur** sound red.
- 4 Colour pictures with an **er** sound blue.
- 5 Colour pictures with an **oo** sound yellow.
- 6 Colour pictures with an **ou** sound green.


oo er
ur ou

oo er ur ou




m se

oo er ur ou




m n

oo er ur ou




n se

oo er ur ou




moth

oo er ur ou



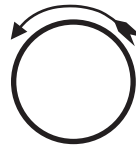
t key

oo er ur ou




spid

oo er ur ou




r nd

oo er ur ou




p l

oo er ur ou




m th

oo er ur ou



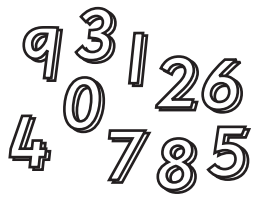
b t

oo er ur ou




p se

oo er ur ou




numb s

oo er ur ou




t tle

oo er ur ou



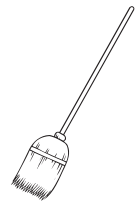
monst

oo er ur ou



h se

oo er ur ou



br m

Name: _____

Draw a picture of something with an 'ee' sound in it.



Digraphs

Follow the directions

ee sh
ou ow


- 1 Circle the correct sound.
- 2 Write the sound to finish the word.
- 3 Colour pictures with an ow sound red.
- 4 Colour pictures with an ee sound blue.
- 5 Colour pictures with an ou sound yellow.
- 6 Colour pictures with a sh sound green.

ee sh ow ou




..... oe

ee sh ow ou



arr.....

ee sh ow ou




b.....tle

ee sh ow ou



cl.....d

ee sh ow ou




.....op

ee sh ow ou




m.....ntain

ee sh ow ou




sl.....p

ee sh ow ou



b.....

ee sh ow ou




ch.....se

ee sh ow ou



rainb.....

ee sh ow ou




.....ed

ee sh ow ou




m.....th

ee sh ow ou




b.....l

ee sh ow ou




f.....t

ee sh ow ou



b.....nce

ee sh ow ou



m.....se

Name: _____

Draw a picture of something with an 'oa' sound in it.




Follow the directions

Digraphs

- 1 Circle the correct sound.
- 2 Write the sound to finish the word.
- 3 Colour pictures with a th sound red.
- 4 Colour pictures with an ow sound blue.
- 5 Colour pictures with an oa sound yellow.
- 6 Colour pictures with an ea sound green.


ea th
ow oa

ow oa th ea




c t

ow oa th ea




g t

ow oa th ea




..... i r d

ow oa th ea



b k

ow oa th ea




..... g l e

ow oa th ea




..... o n g s

ow oa th ea




c r n

ow oa th ea




t e l

ow oa th ea




p c h

ow oa th ea




f r n

ow oa th ea



m t

ow oa th ea



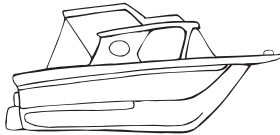
..... u m b

ow oa th ea




..... i c k

ow oa th ea




b t

ow oa th ea



r d

ow oa th ea



s h e r

Name: _____

Draw a picture of something with an 'ar' sound in it




Digraphs

Follow the directions

ar ch
ir ai

- 1 Circle the correct sound.
- 2 Write the sound to finish the word.
- 3 Colour pictures with a ch sound red.
- 4 Colour pictures with an ar sound blue.
- 5 Colour pictures with an ai sound yellow.
- 6 Colour pictures with an ir sound green.

ai ch ar ir



f st

ai ch ar ir



..... m

ai ch ar ir



b r n

ai ch ar ir




d t

ai ch ar ir



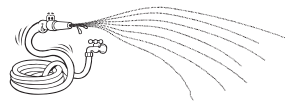
p nt

ai ch ar ir



..... ips

ai ch ar ir



s qu t

ai ch ar ir



..... op

ai ch ar ir



ch n

ai ch ar ir



b d

ai ch ar ir



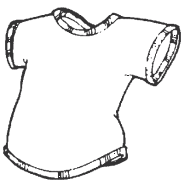
n l

ai ch ar ir



j

ai ch ar ir




sh t

ai ch ar ir




s n l

ai ch ar ir



..... ess

ai ch ar ir



st

Name: _____

Draw a picture of something with an 'ay' sound in it




Follow the directions

- 1 Circle the correct sound.
- 2 Write the sound to finish the word.
- 3 Colour pictures with a *wh* sound red.
- 4 Colour pictures with an *ay* sound blue.
- 5 Colour pictures with an *ur* sound yellow.
- 6 Colour pictures with an *oo* sound green.

Digraphs


ur wh
ay oo

ay ur oo wh




c l s

ay ur oo wh




p l

ay ur oo wh




s u n b n

ay ur oo wh




..... i s p e r

ay ur oo wh




b k

ay ur oo wh




s f i n g

ay ur oo wh




..... e a t

ay ur oo wh




h k

ay ur oo wh




c k

ay ur oo wh




p r

ay ur oo wh




n s e

ay ur oo wh




t r

ay ur oo wh




s t i n g r

ay ur oo wh




..... i p

ay ur oo wh



w d

ay ur oo wh



..... e e l

Name: _____

Draw a picture of something with an 'oo' sound in it



Digraphs

Follow the directions

or er
oo aw


- 1 Circle the correct sound.
- 2 Write the sound to finish the word.
- 3 Colour pictures with an *aw* sound red.
- 4 Colour pictures with an *er* sound blue.
- 5 Colour pictures with an *or* sound yellow.
- 6 Colour pictures with an *oo* sound green.

oo aw er or

40


f ty

oo aw er or




f d

oo aw er or




c r l

oo aw er or




h se

oo aw er or




h p

oo aw er or




cl

oo aw er or




g se

oo aw er or




m maid

oo aw er or



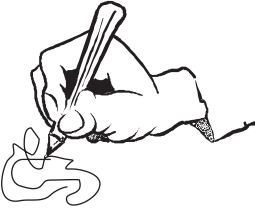
st m

oo aw er or




butch

oo aw er or




dr

oo aw er or




m n

oo aw er or



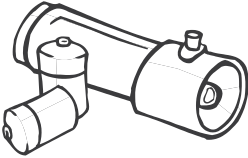
h k

oo aw er or



teach

oo aw er or



t ch

oo aw er or



swimm

Name: _____

Draw a picture of something with an 'ir' sound in it.

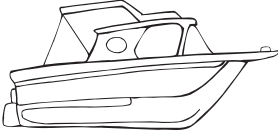














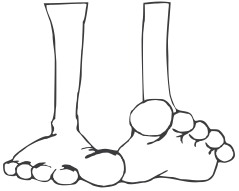


Follow the directions

- 1 Circle the correct sound.
- 2 Write the sound to finish the word.
- 3 Colour pictures with a *sh* sound red.
- 4 Colour pictures with an *oa* sound blue.
- 5 Colour pictures with an *ir* sound yellow.
- 6 Colour pictures with an *ee* sound green.

Digraphs

sh oa
ee ir

ee sh oa ir  b t	ee sh oa ir  di	ee sh oa ir  tr	ee sh oa ir  g l
ee sh oa ir  r a	ee sh oa ir  s qu t	ee sh oa ir  fl ting	ee sh oa ir  b d
ee sh oa ir  sh p	ee sh oa ir  b tle	ee sh oa ir  fi	ee sh oa ir  sk t
ee sh oa ir  f l	ee sh oa ir  bru	ee sh oa ir  t ster	ee sh oa ir  f t

Name: _____

Draw a picture of something
with an 'er' sound in it



Digraphs

Follow the directions

ch th
ea or

- 1 Circle the correct sound.
- 2 Write the sound to finish the word.
- 3 Colour pictures with a th sound red.
- 4 Colour pictures with an ea sound blue.
- 5 Colour pictures with an or sound yellow.
- 6 Colour pictures with a ch sound green.

ch ea or th



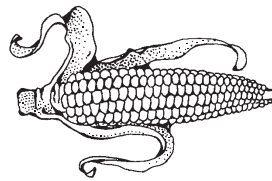
..... ro at

ch ea or th




r d

ch ea or th



c n

ch ea or th



..... u m b

ch ea or th




..... air

ch ea or th



..... irt y

ch ea or th



..... e e s e

ch ea or th



h s e

ch ea or th



f k

ch ea or th




..... i n

ch ea or th




l f

ch ea or th



b k

ch ea or th




b d s

ch ea or th



s t m

ch ea or th



..... i r d

ch ea or th



..... ild ren

Name: _____

Draw a picture of something with an 'ur' sound in it



Follow the directions

Digraphs

- 1 Circle the correct sound.
- 2 Write the sound to finish the word.
- 3 Colour pictures with an *aw* sound red.
- 4 Colour pictures with an *ow* sound blue.
- 5 Colour pictures with an *ur* sound yellow.
- 6 Colour pictures with an *ay* sound green.


ur aw
ow ay

ow ay aw ur



n se

ow ay aw ur




pr n

ow ay aw ur




cr n

ow ay aw ur



t key

ow ay aw ur



t el

ow ay aw ur



h

ow ay aw ur



pr

ow ay aw ur



str

ow ay aw ur




cl n

ow ay aw ur



cl

ow ay aw ur




cr ons

ow ay aw ur




dr

ow ay aw ur



tr

ow ay aw ur




t tle

ow ay aw ur



h k

ow ay aw ur



fl er

Name: _____

Draw a picture of something with a 'wh' sound in it.



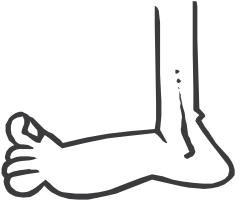
Digraphs

Follow the directions

ai wh
ow oo


- 1 Circle the correct sound.
- 2 Write the sound to finish the word.
- 3 Colour pictures with a wh sound red.
- 4 Colour pictures with an ai sound blue.
- 5 Colour pictures with an oo sound yellow.
- 6 Colour pictures with an ow sound green.

wh oo ai ow



f t

wh oo ai ow




..... i s k e r s

wh oo ai ow



..... i s t l e

wh oo ai ow




s n l

wh oo ai ow




..... e a t

wh oo ai ow



b r n

wh oo ai ow



c k

wh oo ai ow




t h r

wh oo ai ow




f t b a l l

wh oo ai ow




m e r

wh oo ai ow




c h n

wh oo ai ow




b l i n g

wh oo ai ow



n l

wh oo ai ow




..... i p

wh oo ai ow



w d

wh oo ai ow



a r r

Name: _____

Draw a picture of something with an 'ou' sound in it.




Follow the directions

Digraphs

- 1 Circle the correct sound.
- 2 Write the sound to finish the word.
- 3 Colour pictures with an ou sound red.
- 4 Colour pictures with an oo sound blue.
- 5 Colour pictures with an er sound yellow.
- 6 Colour pictures with an ar sound green.


er ou
ar oo

er ou oo ar




moth

er ou oo ar




cl

er ou oo ar



d

er ou oo ar




numb

er ou oo ar




swimm

er ou oo ar




m

er ou oo ar




m

er ou oo ar




p

er ou oo ar




h

er ou oo ar




j

er ou oo ar



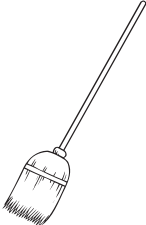
st

er ou oo ar




g

er ou oo ar




br

er ou oo ar




m

er ou oo ar



m

er ou oo ar



sh

Name: _____

Draw a picture of something with an 'ai' sound in it.




Digraphs

Follow the directions

or ai
ay oo


- 1 Circle the correct sound.
- 2 Write the sound to finish the word.
- 3 Colour pictures with an *ay* sound red.
- 4 Colour pictures with an *ai* sound blue.
- 5 Colour pictures with an *oo* sound yellow.
- 6 Colour pictures with an *or* sound green.

or oo ai ay




pl

or oo ai ay



f t

or oo ai ay



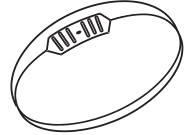
p nt

or oo ai ay




w d

or oo ai ay



f tball

or oo ai ay



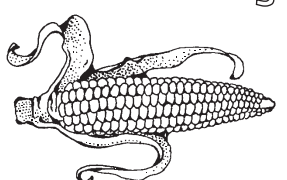
f k

or oo ai ay



r n

or oo ai ay




c n

or oo ai ay




stingr

or oo ai ay




br n

or oo ai ay




h n

or oo ai ay




pr

or oo ai ay



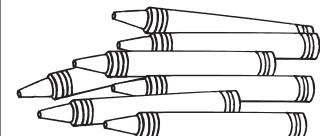
h se

or oo ai ay




h k

or oo ai ay



cr ons

or oo ai ay



tr n

Name: _____

Draw a picture of something with an 'ar' sound in it

ON THE BACK


Follow the directions

Digraphs

- 1 Circle the correct sound.
- 2 Write the sound to finish the word.
- 3 Colour pictures with an ow sound red.
- 4 Colour pictures with an ar sound blue.
- 5 Colour pictures with an ur sound yellow.
- 6 Colour pictures with an ee sound green.


ee ow
ar ur

ur ar ow ee




t nip

ur ar ow ee




fl er

ur ar ow ee




sl p

ur ar ow ee




..... m

ur ar ow ee




c ls

ur ar ow ee




tr

ur ar ow ee




st

ur ar ow ee




cr d

ur ar ow ee




t key

ur ar ow ee




cr n

ur ar ow ee




f t

ur ar ow ee




j

ur ar ow ee




ch se

ur ar ow ee




sh k

ur ar ow ee



fr n

ur ar ow ee



p se

Name: _____

Draw a picture of something with an 'ea' sound in it



Digraphs

Follow the directions

ea th
oa ir

- 1 Circle the correct sound.
- 2 Write the sound to finish the word.
- 3 Colour pictures with an oa sound red.
- 4 Colour pictures with an ea sound blue.
- 5 Colour pictures with an ir sound yellow.
- 6 Colour pictures with a th sound green.

th oa ea ir




c t

th oa ea ir



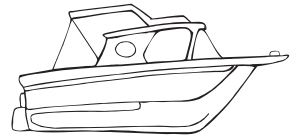
..... gle

th oa ea ir



f st

th oa ea ir




b t

th oa ea ir



m t

th oa ea ir




s k t

th oa ea ir



..... orn

th oa ea ir



b k

th oa ea ir



..... ick

th oa ea ir



r d

th oa ea ir




..... ongs

th oa ea ir



b d

th oa ea ir



p ch

th oa ea ir




g l

th oa ea ir



..... imble

th oa ea ir



g t

‘Phonics Evaluation’ has been designed to allow the teacher to diagnose and develop the skills of phonemic awareness in their students.

- * The students are asked to look at a picture and say it’s name out aloud. They then fill in the missing sound and circle the correct sound.
- * The pages cover single sounds in the beginning, middle and final positions, word families, blends and digraphs.
- * A useful resource for evaluating or reinforcing the recognition of sound groups within words.

This book is suitable for the following grades in different states.

	NSW	ACT	VIC	TAS	WA	NT	SA	QLD	NZ
K, Prep	✓	✓	✓	✓					
1	✓	✓	✓	✓	✓	✓	✓	✓	✓
2	✓	✓	✓	✓	✓	✓	✓	✓	✓
3					✓	✓	✓	✓	✓
4									
5									
6									
7									

LOWER
MIDDLE
UPPER

Burrabooks publications are written by Australian teachers who have had extensive classroom experience.

For more information visit:

www.burrabooks.com.au



BURRABOOKS

www.burrabooks.com.au
mail@burrabooks.com.au