



EDUCATIONAL
WORKSHEETS


STARTING NUMBERS

11 TO 20

Number Recognition
Cutting and Pasting

BURRABOOKS

The logo for Burra Books. The word 'BURRABOOKS' is written in a bold, yellow, sans-serif font with a black outline. A cartoon bear is positioned in the center, between the 'RRA' and 'BOOKS' parts of the text. The bear is brown and is shown in a walking or standing pose.



EDUCATIONAL
WORKSHEETS

Starting Numbers

11 to 20

*Number recognition activities
for students beginning school.*

Starting Numbers 11 to 20

written by Greg and Louise Porich

© Burrabooks Pty Ltd.

First Published 1998

Reprinted 2000

Revised and Reprinted 2003, 2006, 2008

ABN 22 070 006 085

P. O. Box 611,

Moruya NSW 2537

Ph: 0244 742 355

Fax: 0244 742 399

www.burrabooks.com.au

All rights reserved.

COPYING FOR EDUCATIONAL PURPOSES

The purchaser of this book is granted permission by the publisher to make copies of the pages within the book, beyond their rights under the Australian Copyright Act 1968 (the Act), provided that the number of copies made does not exceed the number reasonably required for use in one classroom only; that copies are only made by photocopying and are not copied, stored or transmitted by any electronic or digital means; copies are not sold or lent. Copying of this book outside this licence may fall within the educational statutory licence under the Act.

COPYING FOR OTHER PURPOSES

Unless copying is specifically permitted by the educational statutory licence, the licence granted to the purchaser of this book or the fair dealing clause in the Act (for the purposes of study, research, criticism or review), no part of this book may be reproduced, stored in a retrieval system, transmitted in any form or by any means without prior written permission from the publisher.

As with all Burrabooks publications every attempt is made to acknowledge copyright. Any infringements are purely coincidental and the publisher offers apologies where applicable.


ISBN 1 86402 125 X

BUR-5302



BURRABOOKS

www.burrabooks.com.au
mail@burrabooks.com.au

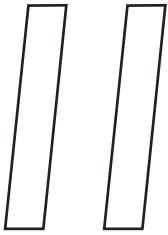


Name: _____

Draw eleven green ants.



Trace the numbers and write in the blanks.



eleven



2



4



6



8



10



12




14

16

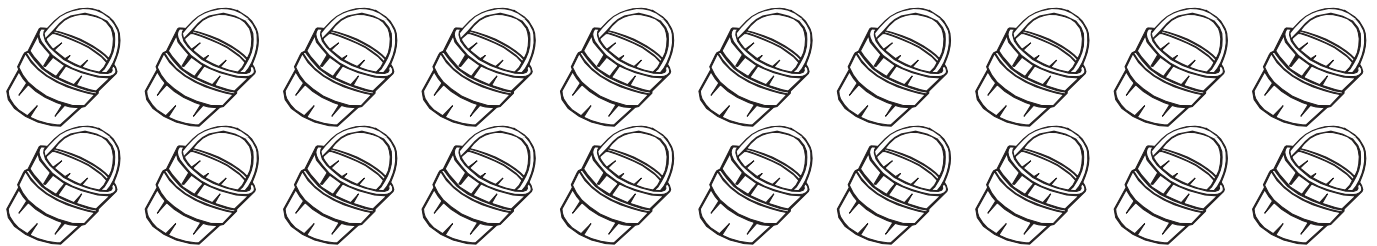
18

20

Colour 11 men blue.



Colour 11 buckets red.



Trace the words.

eleven eleven eleven

Colour 11 circles green and write the missing number.



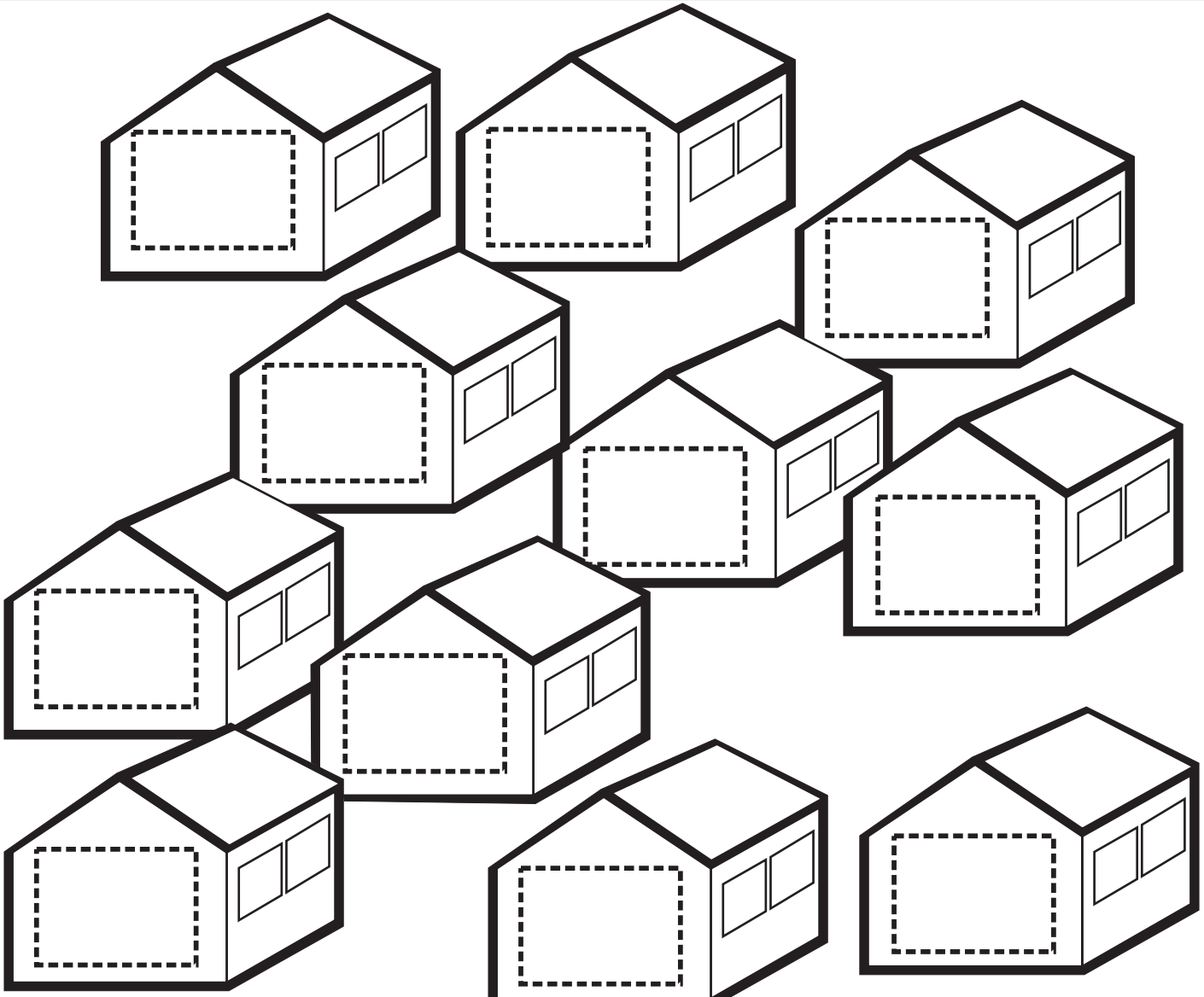
1	2	3	4	5	6	7	8	9	10		12	13	14	15	16	17	18	19	20
---	---	---	---	---	---	---	---	---	----	--	----	----	----	----	----	----	----	----	----

Name: _____

Draw eleven
red lollies.

EXTRA
STUFF

Starting from one, cut out and paste the numbers onto the shapes.



14	8	3	7	5
6	12	1	9	18
11	2	13	16	15
10	17	20	19	4

Name: _____

Draw eleven
blue elephants.



Colour the groups that have eleven things.

Trace the word and numbers.

eleven ||| ||| ||| ||| |||

Write the missing numbers and colour the arrows up to 11.

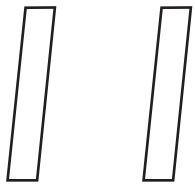
A sequence of 20 arrows pointing to the right. The first three arrows are numbered 1, 2, and 3. The last arrow is numbered 20. The arrows in between are empty.

Name: _____

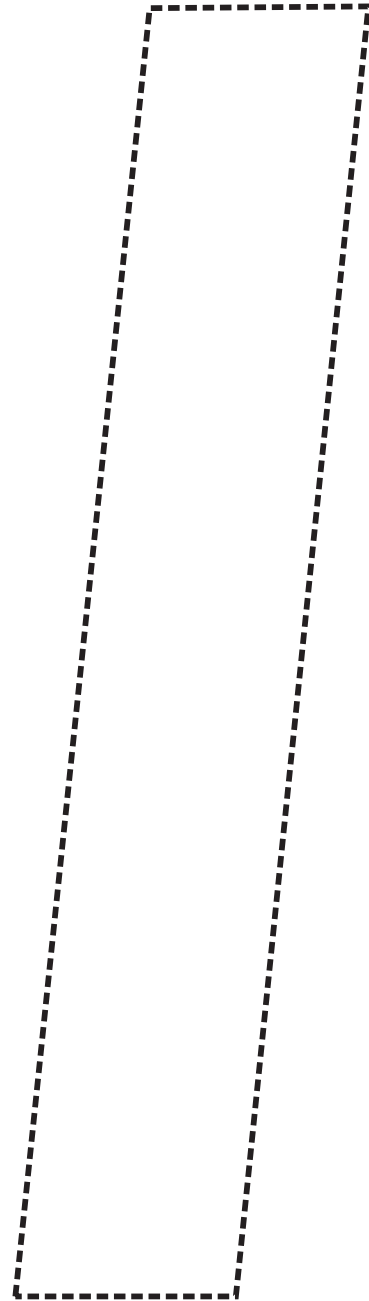
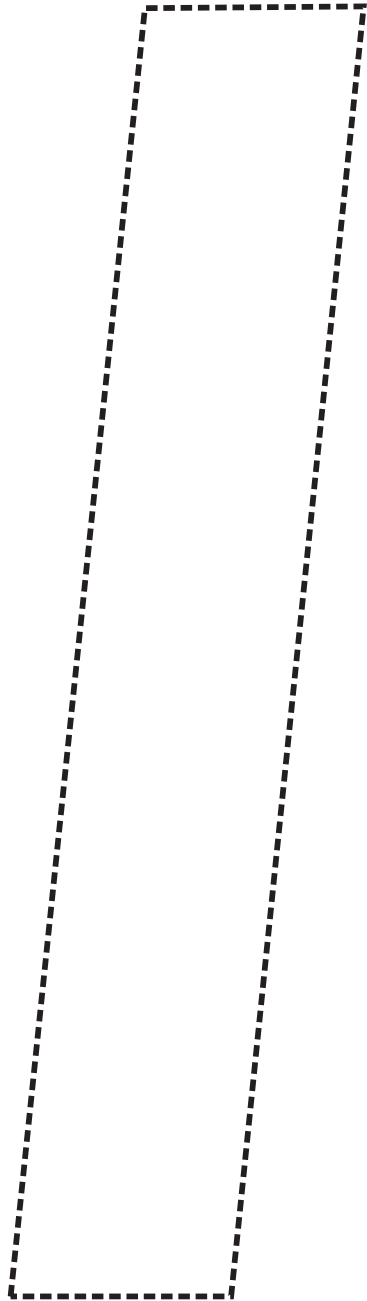
Draw eleven
bats and
eleven balls.



Follow the directions carefully.



eleven



- ① Trace over the dotted lines to make the number 11.
- ② Write the number 11, 11 times inside the big 11.
- ③ Use a magazine to cut out pictures of 11 things to paste onto the page, or draw 11 things around the outside of the big number.

Name: _____

Fold your page into quarters.
Draw eleven things in each quarter.



Colour the squares that have the number 11 in them.

11 11 11

eleven

11 11 11

eleven

11 11 11

eleven


11 11 11

eleven


11 11 11

16	11	12	17	15
20	13	16	11	11
11	17	11	12	18
14	11	20	16	11
11	15	13	19	17

Draw eleven  near the hook.



Draw eleven  for the monkey.




Name: _____

Make a colourful pattern by drawing with the number 11 only.




Join the numbers from 1 to 11. Colour the picture.



I can count to 11

Colour 11 babies red. Colour the others green.



How many green babies?


How many altogether?

Name: _____

Draw eleven
fish swimming
in a river.



Follow the directions carefully.





- ① Draw eleven yellow windows in the castle.
- ② Draw eleven green trees in front of the castle.
- ③ Draw eleven blue birds in the sky.
- ④ Draw eleven red flags flying from the castle.

Name: _____

Draw eleven
people in a
running race.



Colour, cut and paste 11 flowers onto the tree.




Name: _____

Draw twelve blue bugs.



Trace the numbers and write in the blanks.

1 2



twelve

1 2

1 2

1 2


1 2

1 2


1 2

1 _ 3 _ 5 _ 7 _ 9 _ 11 _ 13 _ 15 _ 17 _ 19 _

Colour 12 cats blue.



Colour 12 boys yellow.



Trace the words.

twelve

twelve

twelve

Colour 12 circles green and write the missing number.




1	2	3	4	5	6	7	8	9	10	11		13	14	15	16	17	18	19	20
---	---	---	---	---	---	---	---	---	----	----	--	----	----	----	----	----	----	----	----

Name: _____

Draw twelve
black spiders.

EXTRA
STUFF

Starting from one, cut out and paste the numbers onto the shapes.



Name: _____

Draw twelve long snakes.



Colour the groups that have twelve things.

Trace the word and numbers.

twelve 12 12 12 12

Write the missing numbers and colour the arrows up to 12.

Name: _____


Draw twelve
cats and
twelve dogs.



Follow the directions carefully.

12

twelve



- ① Trace over the dotted lines to make the number 12.
- ② Write the number 12, 12 times inside the big 12.
- ③ Use a magazine to cut out pictures of 12 things to paste onto the page, or draw 12 things around the outside of the big number.

Name: _____

Fold your page into quarters.
Draw twelve things in each quarter.



Colour the squares that have the number 12 in them.

12 12 12

twelve

12 12 12

twelve

12 12 12

twelve


12 12 12

twelve

12 12 12

12	11	12	17	12
17	13	15	20	12
12	17	20	12	18
14	13	20	16	19
11	15	16	12	12

Draw twelve  on the crown.



Draw twelve  in the sky.




Name: _____

Make a colourful pattern by drawing with the number 12 only.



Join the numbers from 1 to 12. Colour the picture.



Colour 12 coins blue. Colour the others green.



How many green coins?

How many altogether?

Name: _____

Draw twelve
birds sitting
in a tree.



Follow the directions carefully.





- ① Draw twelve little clouds around the big one.
- ② Draw twelve big, fat raindrops under the cloud.
- ③ Draw a big pond full of blue water.
- ④ Draw twelve green fish jumping in the pond.

Name: _____

Draw twelve
big, green
caterpillars.



Colour, cut and paste 12 fish under the water.



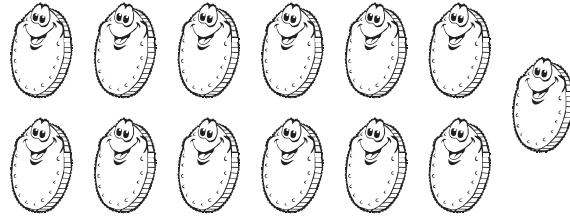
Name: _____

Draw thirteen green cats.



Trace the numbers and write in the blanks.

13



thirteen

13

13

13

13

13

13

2

4

6

8

10

12


14

16


18

20

Colour 13 birds green.



Colour 13 ice creams red.



Trace the words.

thirteen thirteen thirteen

Colour 13 circles green and write the missing number.




1	2	3	4	5	6	7	8	9	10	11	12		14	15	16	17	18	19	20
---	---	---	---	---	---	---	---	---	----	----	----	--	----	----	----	----	----	----	----

Name: _____

Draw thirteen yellow ants.



Starting from one, cut out and paste the numbers onto the shapes.



19	8	3	11	7
4	2	6	13	18
10	20	14	12	15
9	17	5	16	1

Name: _____

Draw thirteen
big, yellow
cakes.



Colour the groups that have thirteen things.

Trace the word and numbers.

thirteen 13 13 13 13

Write the missing numbers and colour the arrows up to 13.

Name: _____

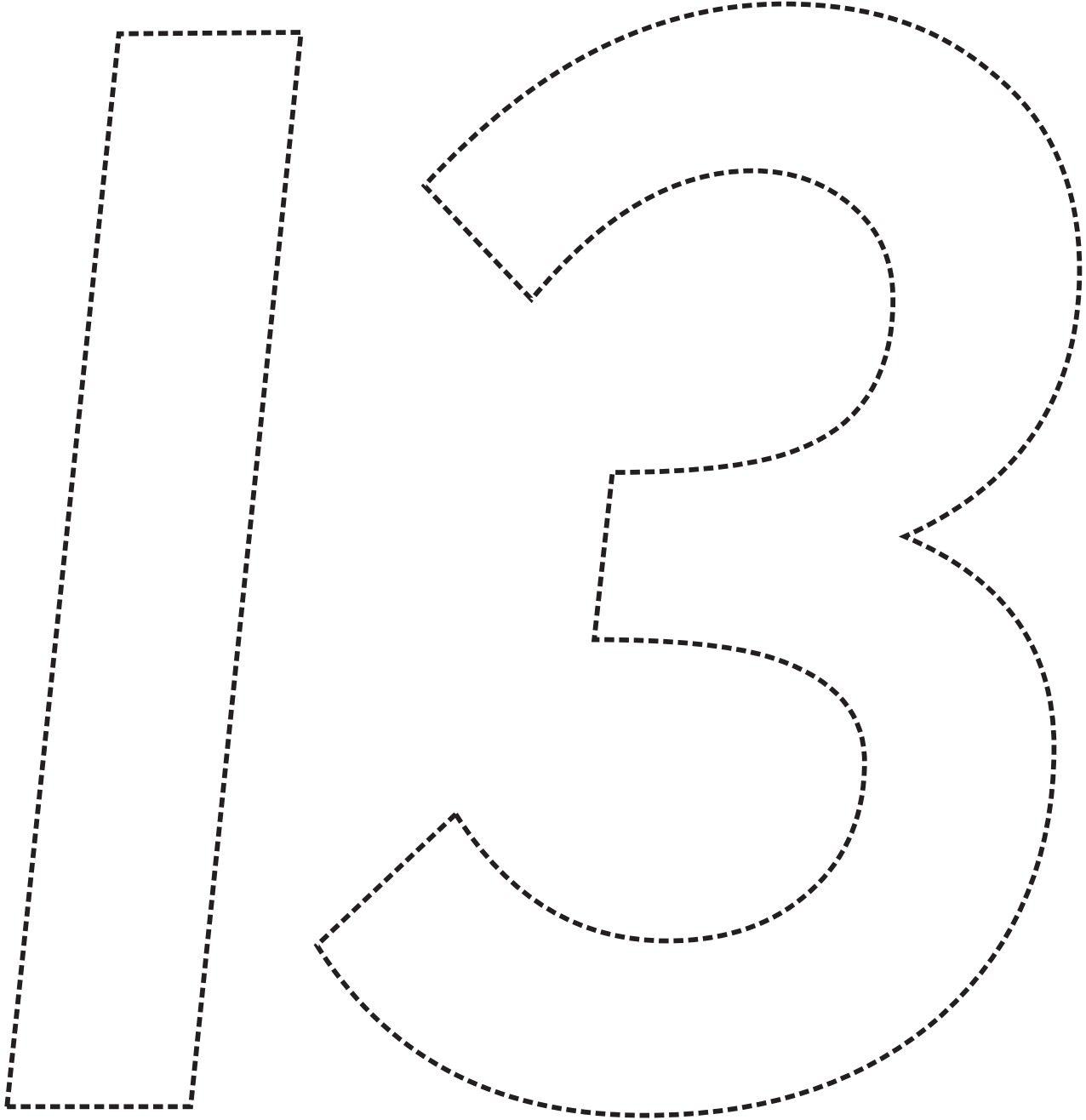
Draw thirteen
boys and
thirteen girls.



Follow the directions carefully.

13

thirteen



- ① Trace over the dotted lines to make the number 13.
- ② Write the number 13, 13 times inside the big 13.
- ③ Use a magazine to cut out pictures of 13 things to paste onto the page, or draw 13 things around the outside of the big number.

Name: _____

Fold your page into quarters.
Draw thirteen things in each quarter.



Colour the squares that have the number 13 in them.

13 13 13

thirteen

13 13 13

thirteen

13 13 13

thirteen

13 13 13


thirteen

13 13 13

13	11	15	17	14
17	13	15	20	13
12	19	13	12	13
13	20	12	13	19
11	13	16	14	18

Draw thirteen  for the clown.

Draw thirteen  near the drum.

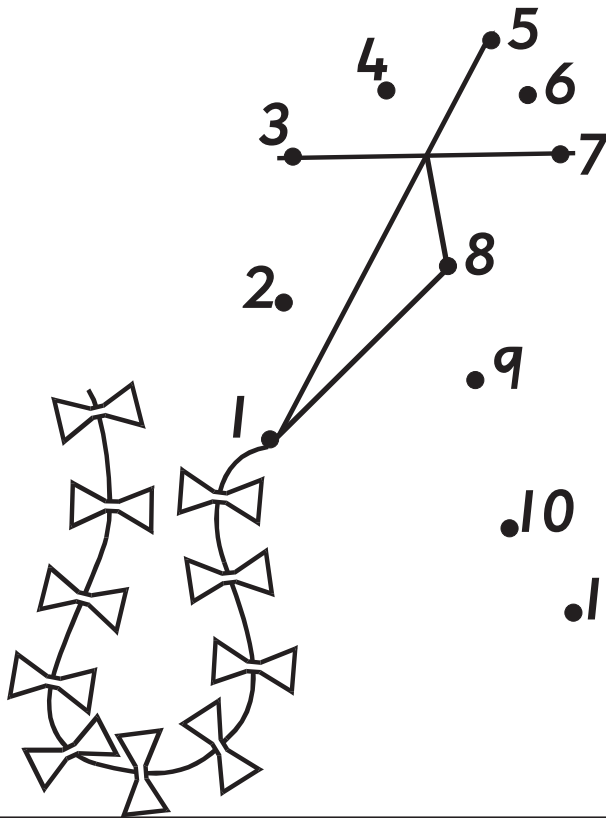


Name: _____

Make a colourful pattern by drawing with the number 13 only.




Join the numbers from 1 to 13. Colour the picture.



I can
count
to
13

Colour 13 cows red. Colour the others orange.



How many orange cows?


How many altogether?

Name: _____

Draw thirteen
dogs in a big
dog's kennel.



Follow the directions carefully.





- ① Draw thirteen onions at the bottom of the jar.
- ② Draw thirteen tomatoes at the top of the jar.
- ③ Trace over the writing on the label.
- ④ Finish colouring the jar in your own colours.

Name: _____

Draw thirteen yellow
and black bees.



Colour, cut and paste 13 pieces of salami onto the pizza.




Name: _____

Draw fourteen
red balloons.



Trace the numbers and write in the blanks.

14



fourteen

14

14

14


14

14


14

1 _ 3 _ 5 _ 7 _ 9 _ 11 _ 13 _ 15 _ 17 _ 19 _

Colour 14 faces yellow.



Colour 14 men blue.



Trace the words.

fourteen fourteen fourteen

Colour 14 circles green and write the missing number.





1	2	3	4	5	6	7	8	9	10	11	12	13		15	16	17	18	19	20
---	---	---	---	---	---	---	---	---	----	----	----	----	--	----	----	----	----	----	----

Name: _____

Draw fourteen
blue bananas.

EXTRA
STUFF

Starting from one, cut out and paste the numbers onto the shapes.



Name: _____

Draw fourteen
green and
red trucks.



Colour the groups that have fourteen things.

Trace the word and numbers.

fourteen 14 14 14 14

Write the missing numbers and colour the arrows up to 14.

Name: _____

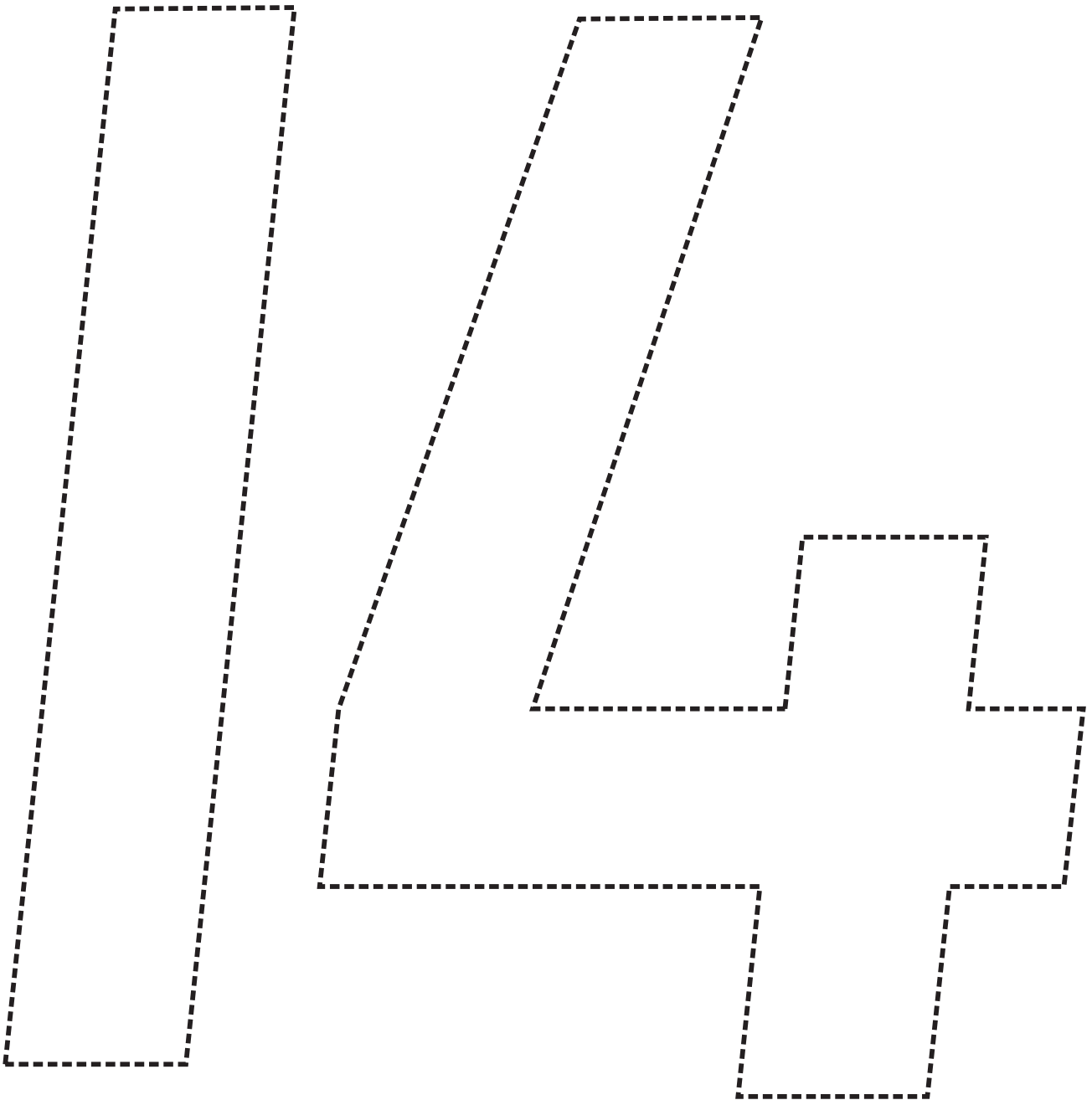
Draw fourteen
knives and
fourteen forks.



Follow the directions carefully.

14

fourteen



- ① Trace over the dotted lines to make the number 14.
- ② Write the number 14, 14 times inside the big 14.
- ③ Use a magazine to cut out pictures of 14 things to paste onto the page, or draw 14 things around the outside of the big number.

Name: _____

Fold your page into quarters.
Draw fourteen things in each quarter.



Colour the squares that have the number 14 in them.

14 14 14

fourteen

14 14 14

fourteen

14 14 14

fourteen

14 14 14

fourteen

14 14 14

14	14	15	17	14
17	19	15	20	13
14	18	11	12	14
13	16	12	14	19
14	14	20	11	12

Draw fourteen  near the witch.

Draw fourteen  near the man.



Name: _____

Make a colourful pattern by drawing with the number 14 only.




Join the numbers from 1 to 14. Colour the picture.



A dot-marker drawing of a man's face with a mustache and glasses, and a star above it. The numbers 1 through 14 are placed at various points on the drawing to be connected. The man's face has 14 dots, and the star has 7 dots.

I can count to 14

Colour 14 children blue. Colour the others red.



How many red children?


How many altogether?

Name: _____

Draw fourteen
Easter eggs in
a big basket.



Follow the directions carefully.





- ① Draw fourteen Easter eggs on the floor.
- ② Draw fourteen Easter bunnies on the wall.
- ③ Colour the bunny ears pink.
- ④ Finish colouring the picture in your own colours.

Name: _____

Draw fourteen
red houses with
blue roofs.



Colour, cut and paste 14 stars around the planet.



Name: _____

Draw fifteen
slices of
green cheese.



Trace the numbers and write in the blanks.

15



fifteen

15

15

15


15

15


15

2 4 6 8 10 12 14 16 18 20

Colour 15 aliens yellow.



Colour 15 UFOs red.



Trace the words.

fifteen

fifteen

fifteen

Colour 15 circles green and write the missing number.



1	2	3	4	5	6	7	8	9	10	11	12	13	14		16	17	18	19	20
---	---	---	---	---	---	---	---	---	----	----	----	----	----	--	----	----	----	----	----

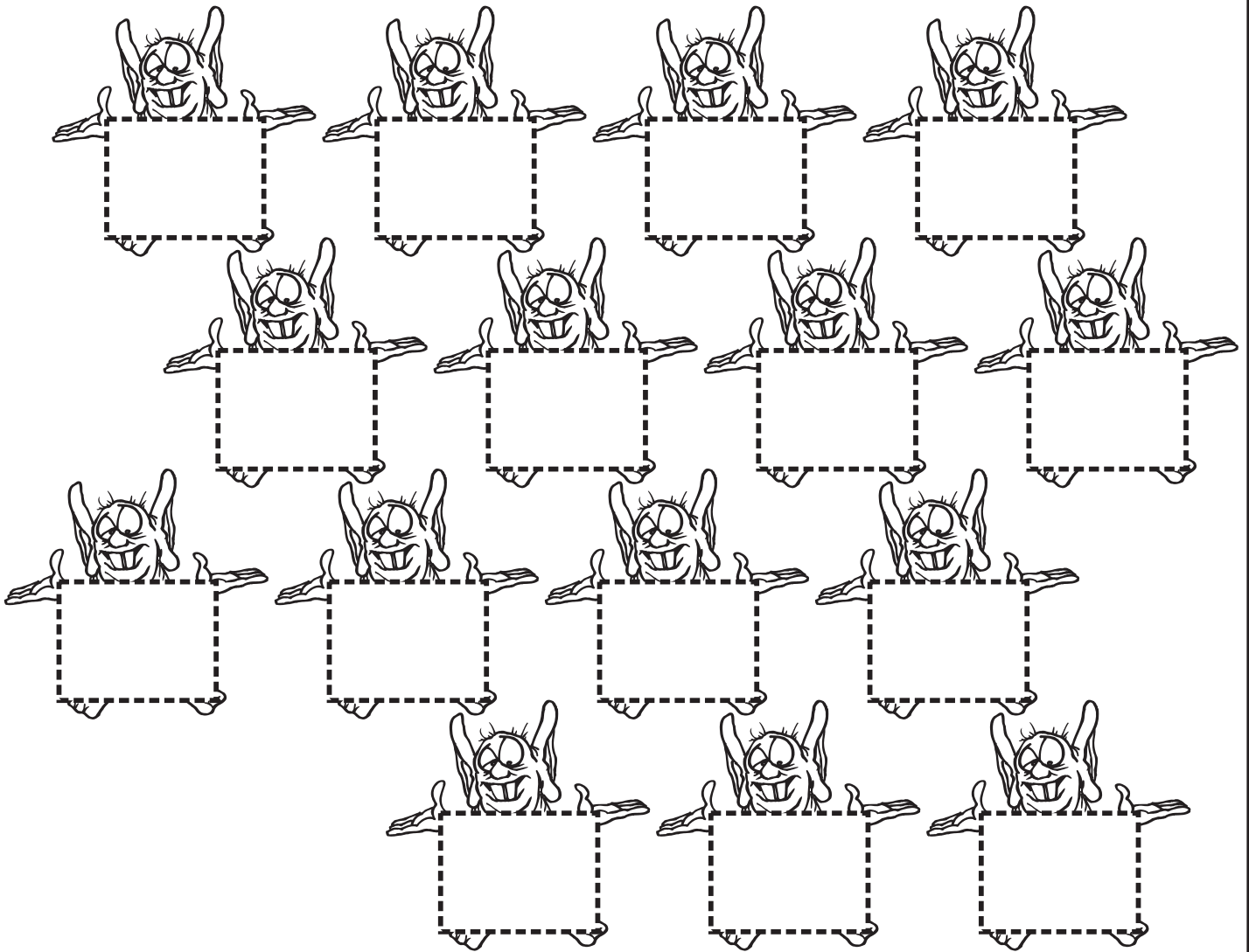
Name: _____

Draw fifteen orange shells.

EXTRA STUFF



Starting from one, cut out and paste the numbers onto the shapes.








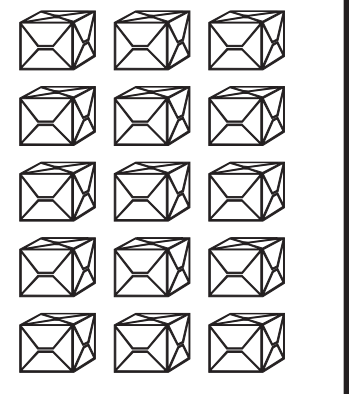

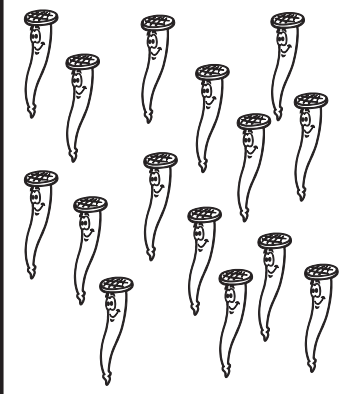




7	2	11	18	14
6	5	13	9	10
17	12	4	8	16
20	15	3	19	1

Name: _____

Draw fifteen yellow eggs. 

Colour the groups that have fifteen things.

Trace the word and numbers.

fifteen 15 15 15 15

Write the missing numbers and colour the arrows up to 15.



Name: _____


Draw fifteen
horses and
fifteen carts.



Follow the directions carefully.

15

fifteen



- ① Trace over the dotted lines to make the number 15.
- ② Write the number 15, 15 times inside the big 15.
- ③ Use a magazine to cut out pictures of 15 things to paste onto the page, or draw 15 things around the outside of the big number.

Name: _____

Fold your page into quarters.
Draw fifteen things in each quarter.



Colour the squares that have the number 15 in them.

15 15 15

fifteen

15 15 15

fifteen

15 15 15

fifteen

15 15 15

fifteen

15 15 15

13	16	14	17	20
17	19	15	15	13
15	18	11	12	15
12	15	12	15	20
14	15	15	11	19

Draw fifteen  around the seal.



Draw fifteen  near the plant.

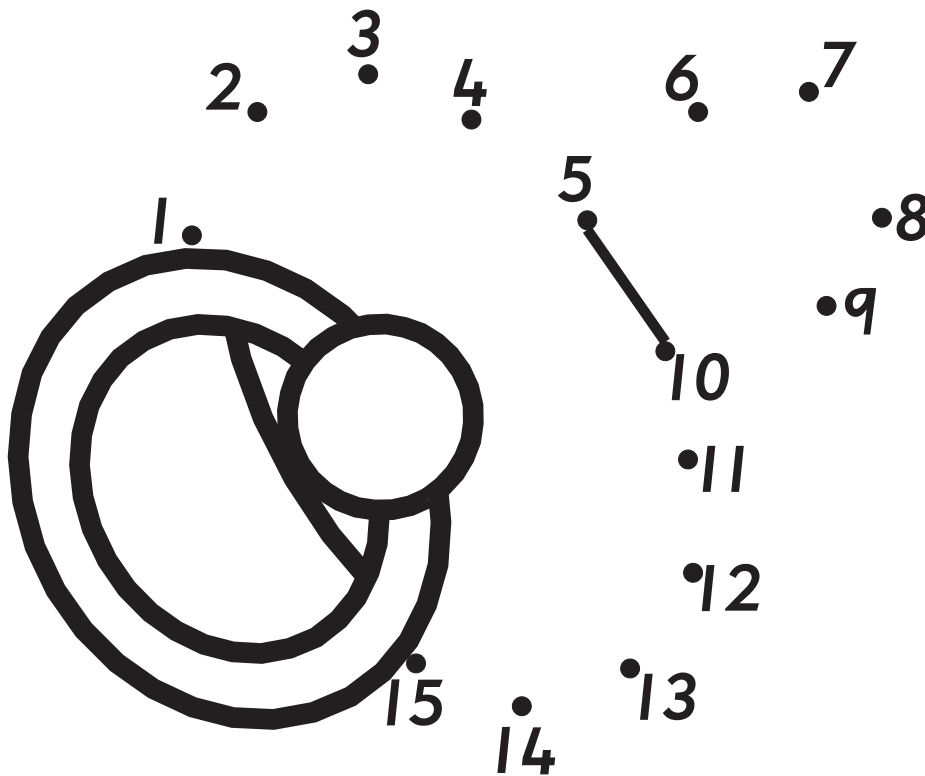


Name: _____

Make a colourful pattern by drawing with the number 15 only.




Join the numbers from 1 to 15. Colour the picture.



I can count to 15

Colour 15 snails blue. Colour the others red.



How many red snails?


How many altogether?

Name: _____

Draw fifteen
dolphins diving
in the water.



Follow the directions carefully.






- ① Draw one yellow sun.
- ② Draw fifteen birds flying past.
- ③ Draw fifteen musical notes floating in the sky.
- ④ Finish the picture in your own colours.

Name: _____

Draw fifteen snails
and fifteen slugs.



Colour, cut and paste 15 sooty birds above the steam train.



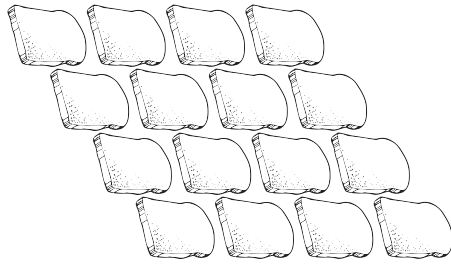
Name: _____

Draw sixteen red cows.



Trace the numbers and write in the blanks.

16



sixteen

16

16

16


16

16


16

1 _ 3 _ 5 _ 7 _ 9 _ 11 _ 13 _ 15 _ 17 _ 19 _

Colour 16 lizards red.



Colour 16 faces green.



Trace the words.

sixteen sixteen sixteen

Colour 16 circles green and write the missing number.




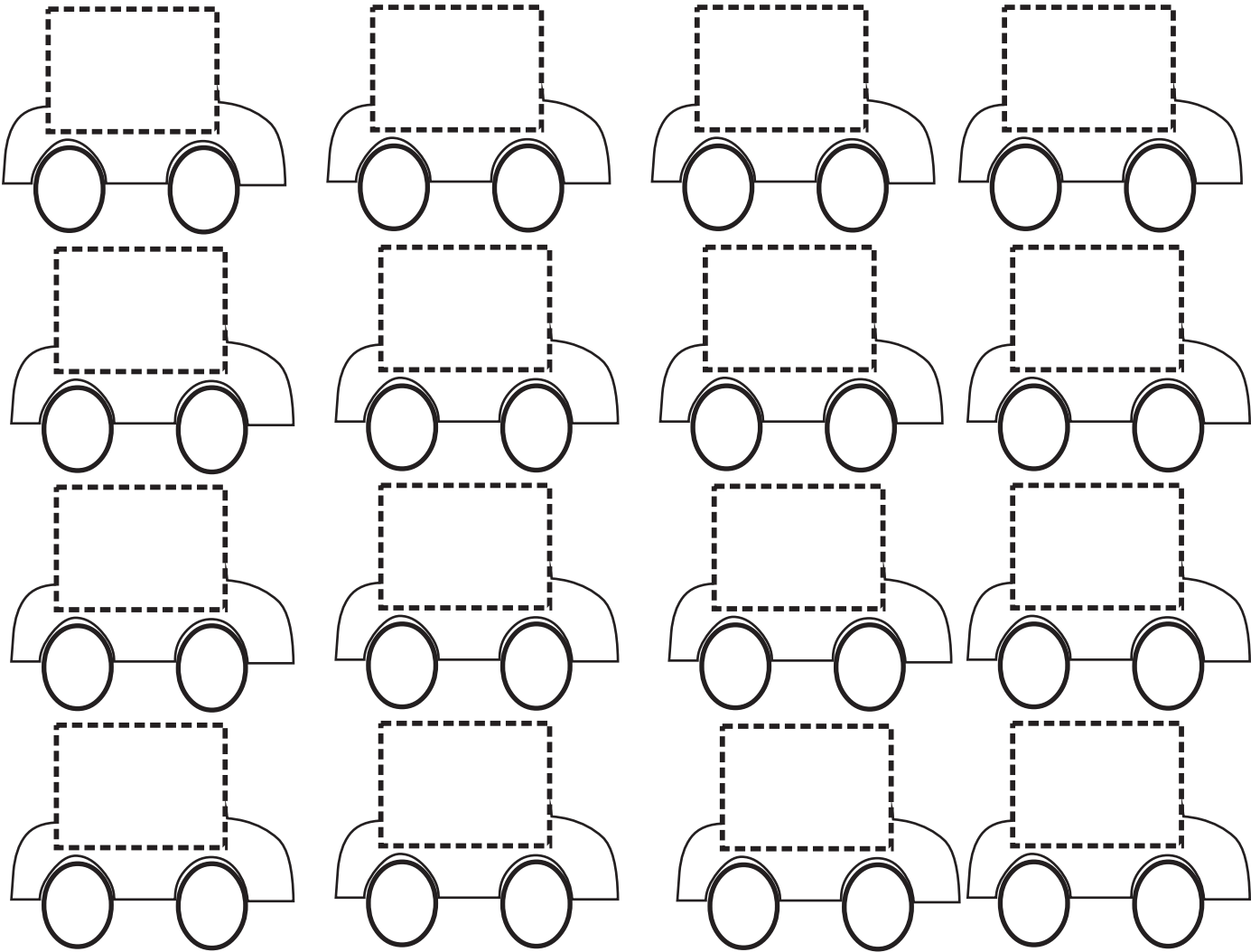
1	2	3	4	5	6	7	8	9	10	11	12	13	14	15		17	18	19	20
---	---	---	---	---	---	---	---	---	----	----	----	----	----	----	--	----	----	----	----

Name: _____

Draw sixteen
green jars.



Starting from one, cut out and paste the numbers onto the shapes.



Name: _____

Draw sixteen orange rockets.



Colour the groups that have sixteen things.

Trace the word and numbers.

s i x t e e n 1 6 1 6 1 6 1 6

Write the missing numbers and colour the arrows up to 16.

Name: _____


Draw sixteen pies
and sixteen drinks.



Follow the directions carefully.

16

sixteen



- ① Trace over the dotted lines to make the number 16.
- ② Write the number 16, 16 times inside the big 16.
- ③ Use a magazine to cut out pictures of 16 things to paste onto the page, or draw 16 things around the outside of the big number.

Name: _____

Fold your page into quarters.
Draw sixteen things in each quarter.




Colour the squares that have the number 16 in them.

16 16 16
sixteen
16 16 16
sixteen
16 16 16
sixteen
16 16 16
sixteen
16 16 16

13	16	16	17	20
16	16	19	20	16
16	18	16	12	16
16	11	14	19	14
14	17	13	11	15

Draw sixteen  around the pig.



Draw sixteen  near the forklift.




Name: _____

Make a colourful pattern by drawing with the number 16 only.



Join the numbers from 1 to 16. Colour the picture.



I can
count
to
16

Colour 16 faces red. Colour the others yellow.



How many yellow faces?

How many altogether?

Name: _____

Draw sixteen
crows sitting
on a long fence.



Follow the directions carefully.




- ① Draw one diver swimming down.
- ② Draw sixteen sharks swimming around.
- ③ Draw sixteen small fish floating in the water.
- ④ Finish the picture in your own colours.

Name: _____

Draw sixteen shoes
and sixteen pairs of socks.



Colour, cut and paste 16 mice around the sleeping cat.




Name: _____

Draw seventeen
yellow stars.



Trace the numbers and write in the blanks.

17



seventeen

17

17

17


17

17


17

2 4 6 8 10 12 14 16 18 20

Colour 17 clowns green.



Colour 17 faces yellow.



Trace the words.

seventeen seventeen seventeen

Colour 17 circles green and write the missing number.



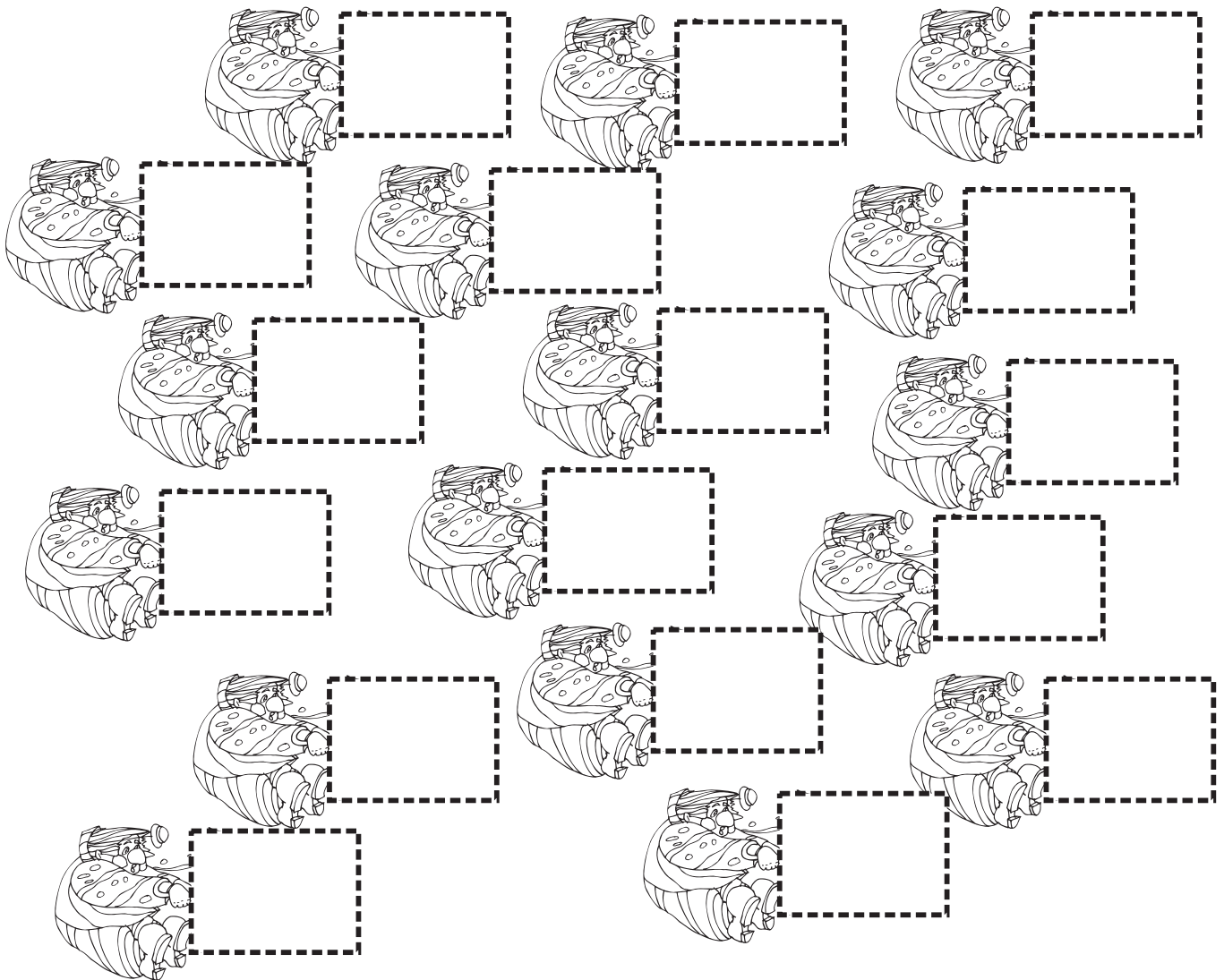
1	2	3	4	5	6	7	8	9	10	11	12	13	14	15	16		18	19	20
---	---	---	---	---	---	---	---	---	----	----	----	----	----	----	----	--	----	----	----

Name: _____

Draw seventeen
blue boats.



Starting from one, cut out and paste the numbers onto the shapes.












5	13	1	4	6
10	3	8	20	11
9	12	16	19	15
7	17	2	18	14

Name: _____

Draw seventeen green cakes. 


Colour the groups that have seventeen things.

Trace the word and numbers.

seventeen 17 17 17

Write the missing numbers and colour the arrows up to 17.



Name: _____

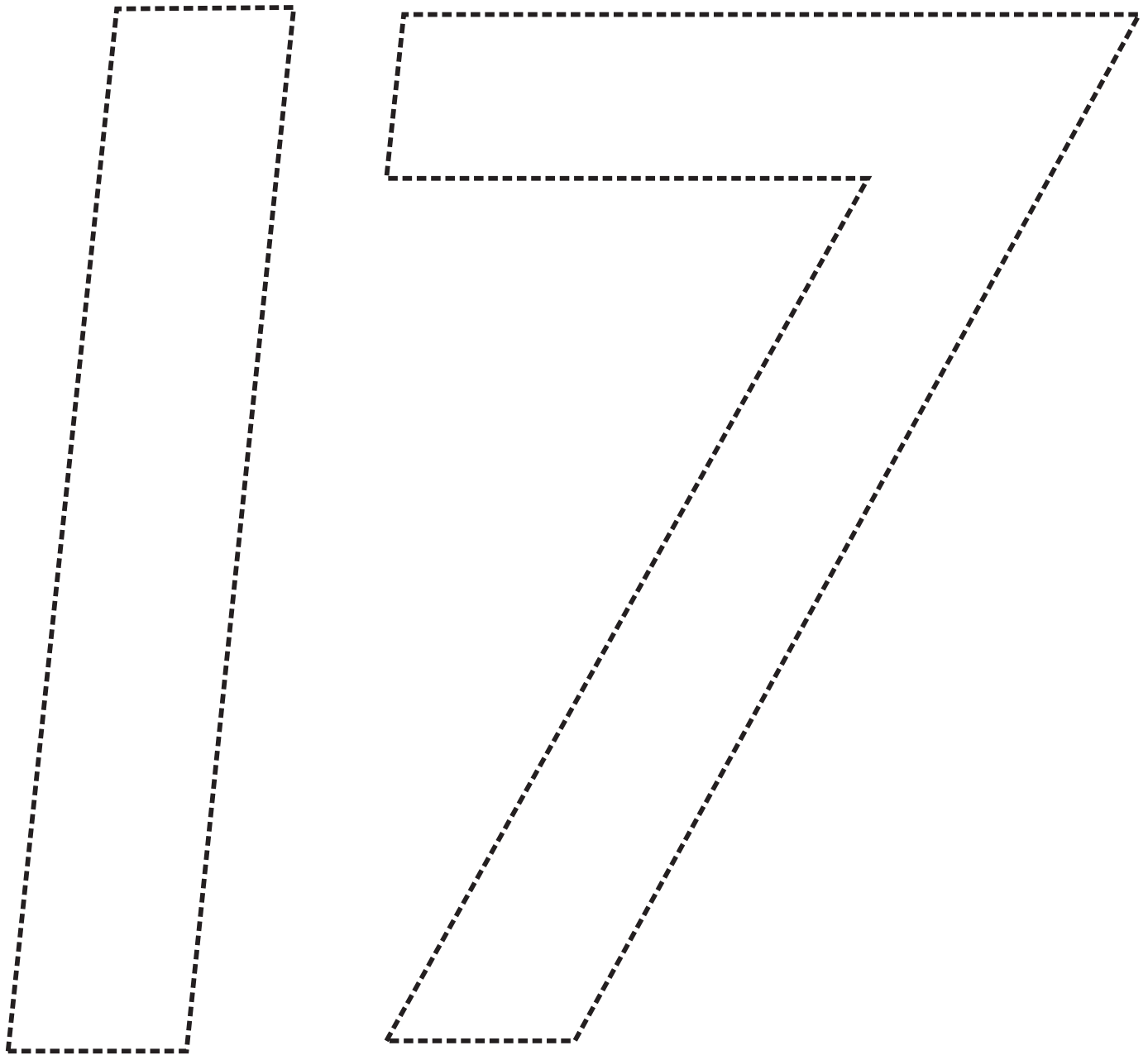
Draw seventeen
chairs and
seventeen tables.



Follow the directions carefully.

17

seventeen



- ① Trace over the dotted lines to make the number 17.
- ② Write the number 17, 17 times inside the big 17.
- ③ Use a magazine to cut out pictures of 17 things to paste onto the page, or draw 17 things around the outside of the big number.

Name: _____

Fold your page into quarters.
Draw seventeen things in each quarter.



Colour the squares that have the number 17 in them.

17 17 17
seventeen
17 17 17
seventeen
17 17 17
seventeen
17 17 17
seventeen
17 17 17

19	17	15	17	11
17	17	14	20	17
16	18	17	12	17
17	20	14	17	19
14	13	13	11	17

Draw seventeen  near the officer.



Draw seventeen  near the cleaner.

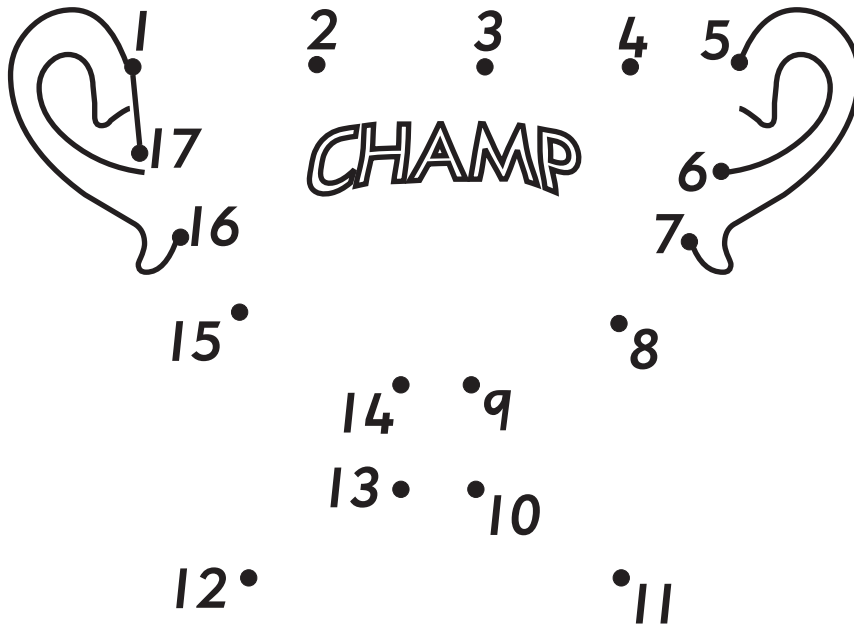


Name: _____

Make a colourful pattern by drawing with the number 17 only.



Join the numbers from 1 to 17. Colour the picture.



I can count to 17

Colour 17 clowns blue. Colour the others orange.



How many orange clowns?

How many altogether?

Name: _____

Draw a shirt
with seventeen
red buttons.



Follow the directions carefully.



- ① Draw seventeen glass bottles.
- ② Draw seventeen pieces of paper.
- ③ Colour the garbage bin green.
- ④ Finish the picture in your own colours.

Name: _____

Draw seventeen apples and
seventeen bananas.



Colour, cut and paste 17 decorations for a Christmas tree.

Draw a Christmas tree and cut out
seventeen of these decorations
to paste on it.



Colour your
decorations
carefully.


Name: _____

Draw eighteen
red apples.



Trace the numbers and write in the blanks.

18



eighteen

18

18

18


18

18


18

1 _ 3 _ 5 _ 7 _ 9 _ 11 _ 13 _ 15 _ 17 _ 19 _

Colour 18 stars red.



Colour 18 lights pink.



Trace the words.

eighteen eighteen eighteen

Colour 18 circles green and write the missing number.




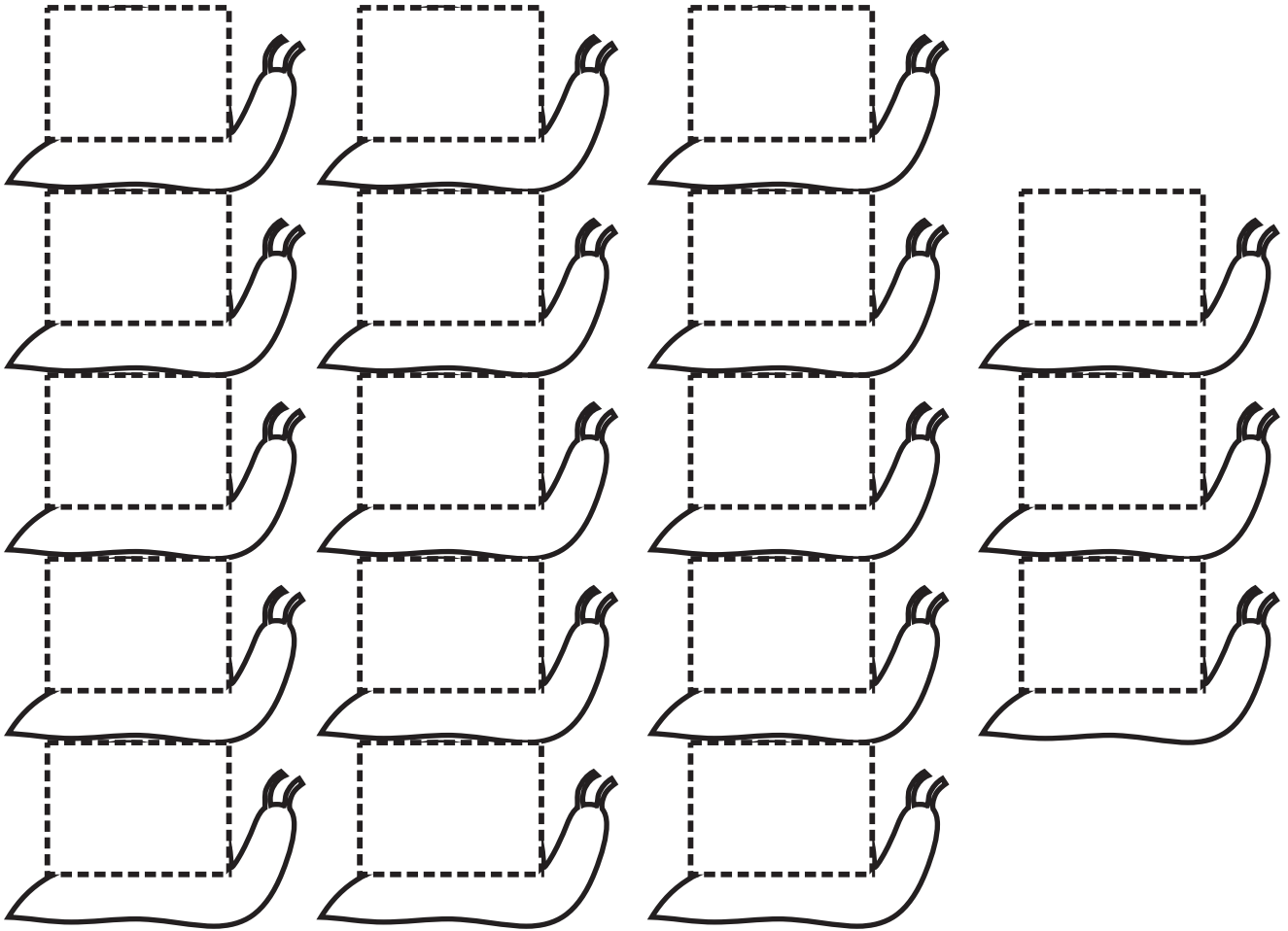
1	2	3	4	5	6	7	8	9	10	11	12	13	14	15	16	17		19	20
---	---	---	---	---	---	---	---	---	----	----	----	----	----	----	----	----	--	----	----

Name: _____

Draw a train with
eighteen carriages.



Starting from one, cut out and paste the numbers onto the shapes.



Name: _____

Draw eighteen
yellow noodles.



Colour the groups that have eighteen things.

Trace the word and numbers.

eighteen 18 18 18 18

Write the missing numbers and colour the arrows up to 18.

Name: _____


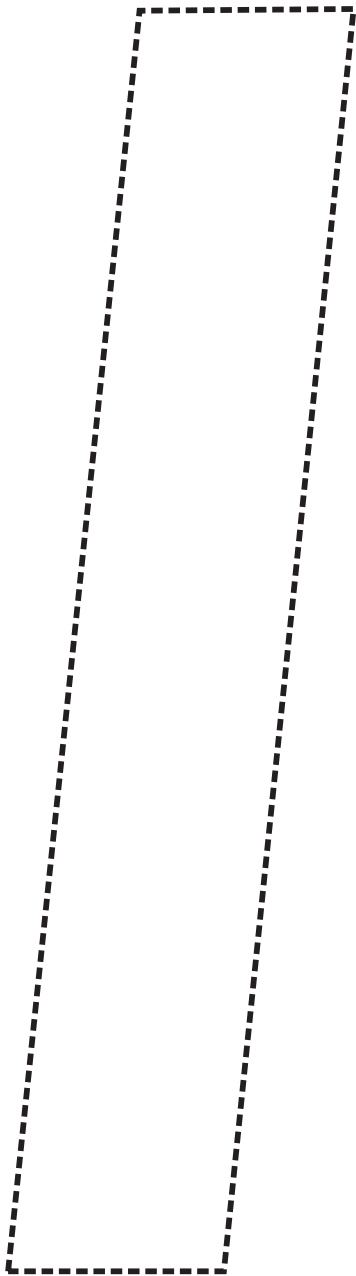
Draw eighteen
oranges and
eighteen lemons.



Follow the directions carefully.

18

eighteen



- ① Trace over the dotted lines to make the number 18.
- ② Write the number 18, 18 times inside the big 18.
- ③ Use a magazine to cut out pictures of 18 things to paste onto the page, or draw 18 things around the outside of the big number.

Name: _____

Fold your page into quarters.
Draw eighteen things in each quarter.



Colour the squares that have the number 18 in them.

18 18 18

eighteen

18 18 18

eighteen

18 18 18

eighteen

18 18 18

eighteen


18 18 18

18	18	15	17	14
18	11	14	20	19
16	18	18	12	18
17	20	18	18	19
18	18	13	11	14

Draw eighteen  above the man.



Draw eighteen  around the rabbit.

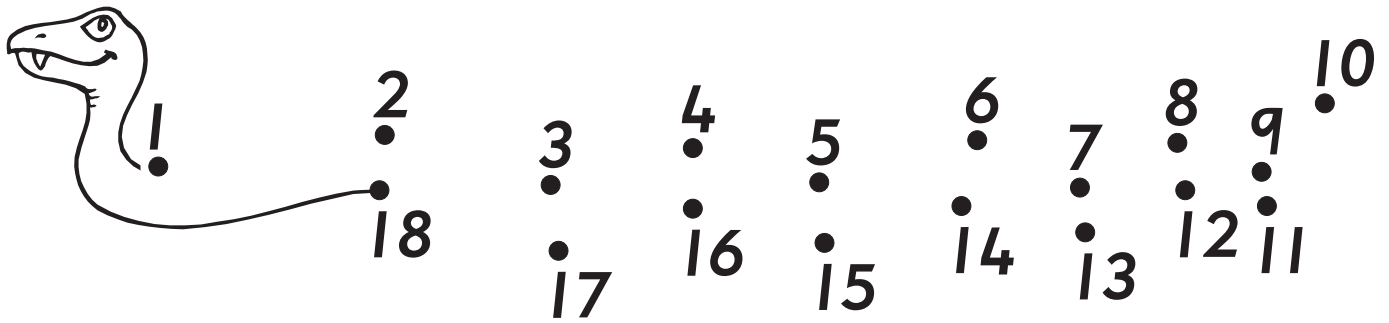


Name: _____

Make a colourful pattern by drawing with the number 18 only.




Join the numbers from 1 to 18. Colour the picture.



I can count to 18

Colour 18 letters red. Colour the others green.



How many green letters?

How many altogether?

Name: _____

Draw eighteen
books in a
tall pile.



Follow the directions carefully.



- ① Draw eighteen balls on the dog's nose.
- ② Draw eighteen people clapping.
- ③ Colour the dog brown.
- ④ Finish the picture in your own colours.

Name: _____

Draw eighteen speed boats
and eighteen water-skiers.




Colour, cut and paste 18 eggs for an Easter basket.

Draw an Easter basket and cut out
eighteen of these Easter eggs
to paste in it.



Colour your
Easter eggs
carefully.



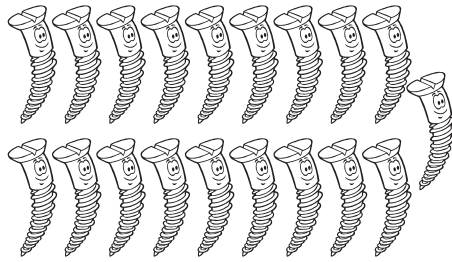
Name: _____

Draw nineteen
yellow ladders.



Trace the numbers and write in the blanks.

19



nineteen

19

19

19

19

19

19

2

4

6

8

10

12


14

16


18

20

Colour 19 sausages green.



Colour 19 scales blue.



Trace the words.

nineteen nineteen nineteen

Colour 19 circles green and write the missing number.




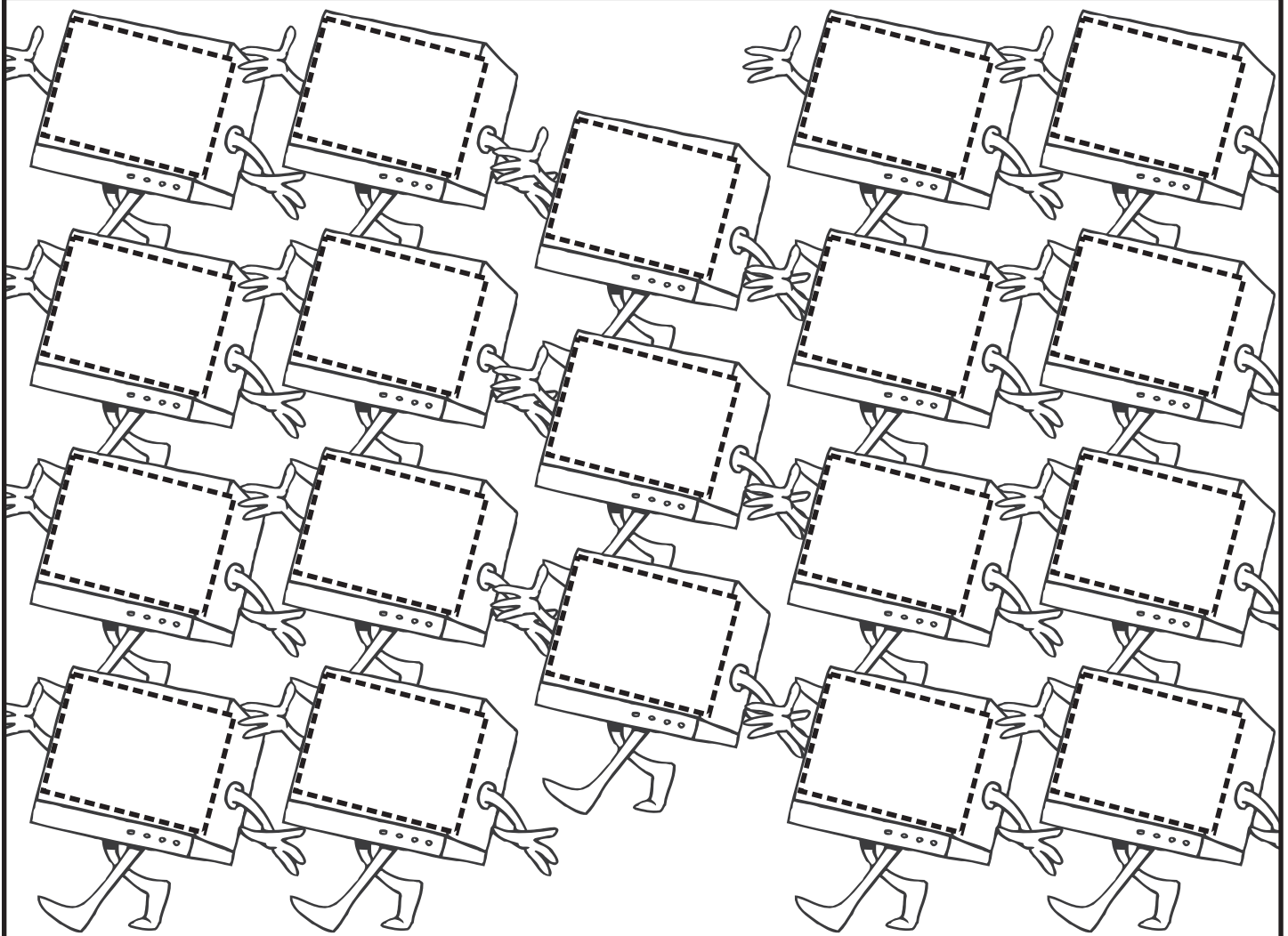
1	2	3	4	5	6	7	8	9	10	11	12	13	14	15	16	17	18		20
---	---	---	---	---	---	---	---	---	----	----	----	----	----	----	----	----	----	--	----

Name: _____

Draw nineteen
sea shells.



Starting from one, cut out and paste the numbers onto the shapes.



Name: _____

Draw nineteen
green frogs.

EXTRA
STUFF



Colour the groups that have nineteen things.

Trace the word and numbers.

nineteen 19 19 19 19

Write the missing numbers and colour the arrows up to 19.

Name: _____


Draw nineteen
red flags and
nineteen blue flags.



Follow the directions carefully.

19

nineteen



- ① Trace over the dotted lines to make the number 19.
- ② Write the number 19, 19 times inside the big 19.
- ③ Use a magazine to cut out pictures of 19 things to paste onto the page, or draw 19 things around the outside of the big number.

Name: _____

Fold your page into quarters.
Draw nineteen things in each quarter.



Colour the squares that have the number 19 in them.

19 19 19
nineteen
19 19 19
nineteen
19 19 19
nineteen
19 19 19
nineteen
19 19 19

19	18	15	17	19
19	19	14	20	19
16	11	19	12	17
19	20	19	14	19
19	19	13	11	14

Draw nineteen **Z** above the bear.



Draw nineteen  around the angel.

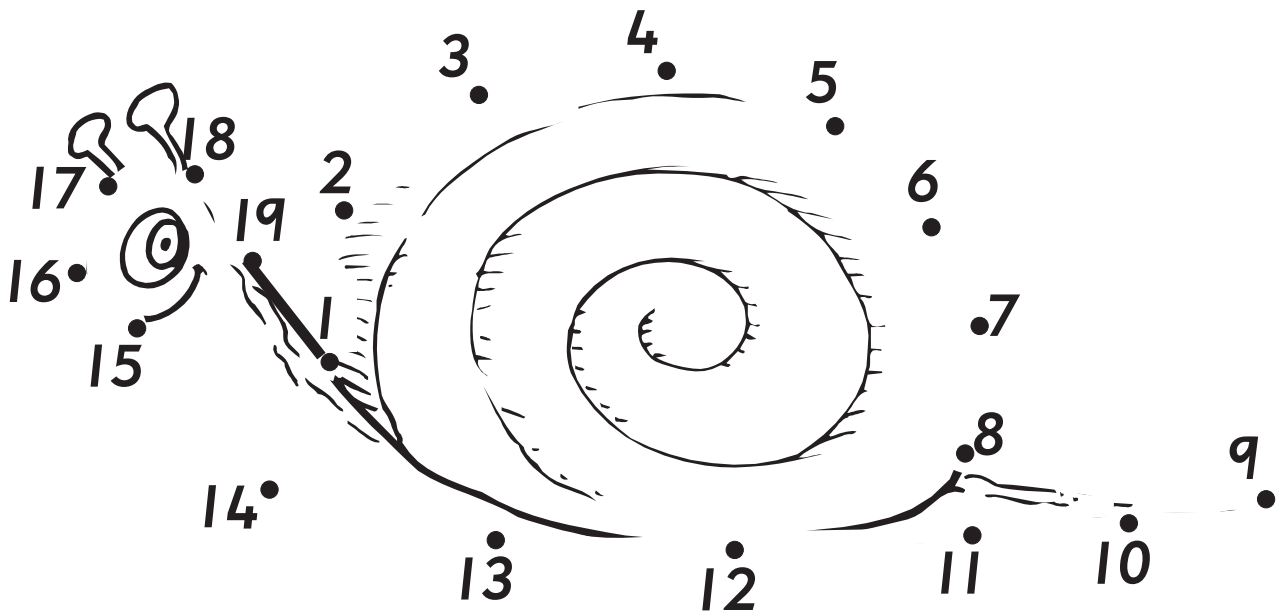


Name: _____

Make a colourful pattern by drawing with the number 19 only.




Join the numbers from 1 to 19. Colour the picture.



I can count to 19

Colour 19 balls blue. Colour the others red.



How many red balls?


How many altogether?

Name: _____

Draw nineteen
orange snakes
in a green tree.



Follow the directions carefully.



- ① Draw nineteen leaves with big holes.
- ② Draw nineteen bugs.
- ③ Colour the big bug red with yellow spots.
- ④ Finish the picture in your own colours.

Name: _____

Draw nineteen
sausages and
nineteen eggs.




Colour, cut and paste 19 flames for a blazing fire.

Draw some logs of wood
and cut out nineteen of these
flames to paste above them.



Colour your
flames
brightly.



Name: _____


Draw twenty
blue balloons.




Trace the numbers and write in the blanks.



Colour 20 music notes pink.



Colour 20 dogs green.



Trace the words.



Colour 20 circles green and write the missing number.







1	2	3	4	5	6	7	8	9	10	11	12	13	14	15	16	17	18	19	
---	---	---	---	---	---	---	---	---	----	----	----	----	----	----	----	----	----	----	--

Name: _____

Draw twenty
red footballs.

EXTRA
STUFF







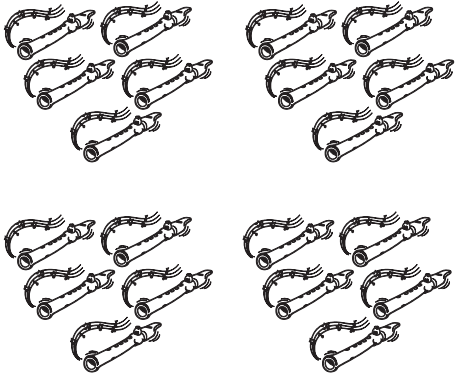
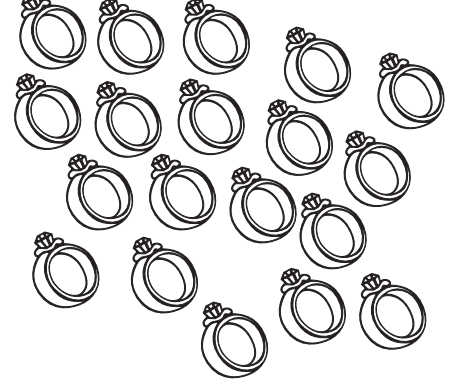
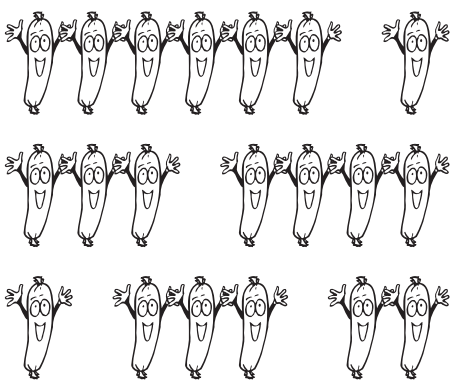
Starting from one, cut out and paste the numbers onto the shapes.



Name: _____

Draw twenty green whales. 


Colour the groups that have twenty things.

Trace the word and numbers.

twenty 20 20 20 20

Write the missing numbers and colour the arrows up to 20.



Name: _____


Draw twenty
flowers and
twenty bees.



Follow the directions carefully.

20

twenty



- ① Trace over the dotted lines to make the number 20.
- ② Write the number 20, 20 times inside the big 20.
- ③ Use a magazine to cut out pictures of 20 things to paste onto the page, or draw 20 things around the outside of the big number.

Name: _____

Fold your page into quarters.
Draw twenty things in each quarter.



Colour the squares that have the number 20 in them.


20 20 20
twenty
20 20 20
twenty
20 20 20
twenty
20 20 20
twenty
20 20 20

20	18	20	17	20
19	20	14	20	16
20	11	20	12	20
15	20	14	20	17
20	13	20	11	20

Draw twenty  on the floor.



Draw twenty  around the alien.

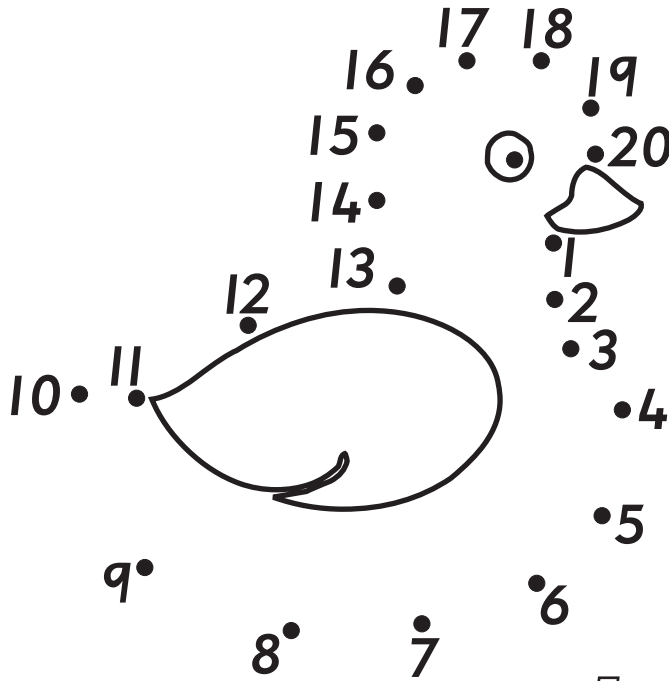


Name: _____

Make a colourful pattern by drawing with the number 20 only.




Join the numbers from 1 to 20. Colour the picture.



I can count to 20

Colour 20 dogs green. Colour the others yellow.



How many yellow dogs?

How many altogether?

Name: _____

Draw twenty
socks drying
on a line.



Follow the directions carefully.



- ① Draw twenty red and yellow fish.
- ② Draw twenty blue and green fish.
- ③ Draw twenty bubbles.
- ④ Finish the picture in your own colours.

Name: _____

Draw twenty pies and
twenty bottles of sauce.



Colour, cut and paste 20 raindrops for a big storm.

Draw a rain cloud and
cut out twenty raindrops
to paste under it.



Colour your
raindrops
carefully.

11 eleven

12 twelve

13 thirteen

14 fourteen

15 fifteen

16 sixteen

17 seventeen

18 eighteen

19 nineteen

20 twenty

Starting Numbers 11 to 20 provides number recognition activities for students beginning school. It is a companion volume to Starting Numbers 1 to 10.

- * Each number from 11 to 20 is covered by eight pages of motivating activities.
- * The pages contain many different and varied approaches to number recognition.
- * Cutting and pasting features in this book, as well as matching, colouring, tracing and drawing.
- * Each page includes extension activities for fast finishers.

This book is suitable for the following grades in different states.

	NSW	ACT	VIC	TAS	WA	NT	SA	QLD	NZ	
K, Prep	✓	✓	✓	✓						LOWER
1					✓	✓	✓	✓	✓	
2										MIDDLE
3										
4										UPPER
5										
6										
7										

Burrabooks publications are written by Australian teachers who have had extensive classroom experience.

For more information visit:

www.burrabooks.com.au



BURRABOOKS

www.burrabooks.com.au
mail@burrabooks.com.au