


STARTING PRE-READING




*Visual
Discrimination
Exercises*



EDUCATIONAL
WORKSHEETS

STARTING PRE-READING



**Visual
Discrimination
Exercises**

BURRA BOOKS

www.burrabooks.com.au

Starting Pre-Reading

written by Louise and Greg Porich

© Burrabooks Pty Ltd.

First Published 2002

ABN 22 070 006 085

P. O. Box 611,

Moruya NSW 2537

Ph: 0244 742 355

Fax: 0244 742 399

www.burrabooks.com

All rights reserved.

Except under the conditions described in the Copyright Act, 1968 of Australia and subsequent amendments, no part of this publication may be reproduced, stored in a retrieval system or transmitted in any form or by any means, electronic, mechanical, photocopying, recording, scanning or otherwise without the express prior permission of the copyright owner, with the following exception:


Permission is granted for each page to be copied to produce a sufficient amount for the purchaser to supply their class only.

The publisher prohibits the making of copies for use by other than the purchaser, or the copying of the loaned originals or copies of the originals.

As with all Burrabooks publications every attempt is made to acknowledge copyright. Any infringements are purely coincidental and the publisher offers apologies where applicable.

ISBN 1 86402 173 X

BUR-5021



INTRODUCTION

‘Starting Pre-Reading’ provides opportunities for students to develop the pre-reading skills of:

- ▶ visual discrimination
- ▶ left to right movement,
- ▶ classifying,
- ▶ ordering,
- ▶ matching,
- ▶ perceptual relationships and
- ▶ logical relationships.

The students are asked for example to identify objects that are:

- ▶ the same / different,
- ▶ facing the same / different way,
- ▶ move the same / different way,
- ▶ living / non-living,
- ▶ same / different size,
- ▶ animals,
- ▶ things you can eat,
- ▶ silly / sensible things,
- ▶ inside / outside,
- ▶ same / different pattern,
- ▶ something missing,
- ▶ belong / do not belong to the same group,
- ▶ fruit,
- ▶ the beach,
- ▶ underwater,
- ▶ farm,
- ▶ clothes,
- ▶ can / can’t make a sound,
- ▶ sunny / rainy day etc.

The activities will also develop and strengthen eye-hand coordination and the vital skill of following directions. These skills are all very important in the development of early reading.

Each page has three sections at the top for the students to complete - the day of the week, the weather and how the student is feeling. This also gives the opportunity to process information and follow simple directions. This has been made as simple as possible so the student gains confidence and a routine is quickly established for them to follow.

Also on each page the student is asked to count ‘how many’ objects. This can be used at the teacher’s discretion e.g. the students could count the number of objects they colour in to answer the instruction given or they count the total number of objects in each row or section. The answers to these exercises may vary due to the individual’s interpretation of some of the illustrations. Some pictures may be of groups of objects which can be counted individually or as a group e.g. a bird’s nest with three eggs in it may be counted as one object (a nest), three objects (three eggs) or four objects (three eggs and a nest).



The pages in ‘Starting Pre-Reading’ will provide plenty of opportunity for the student to complete interesting and enjoyable activities which will develop their enthusiasm and confidence in early reading skills.

Name: _____

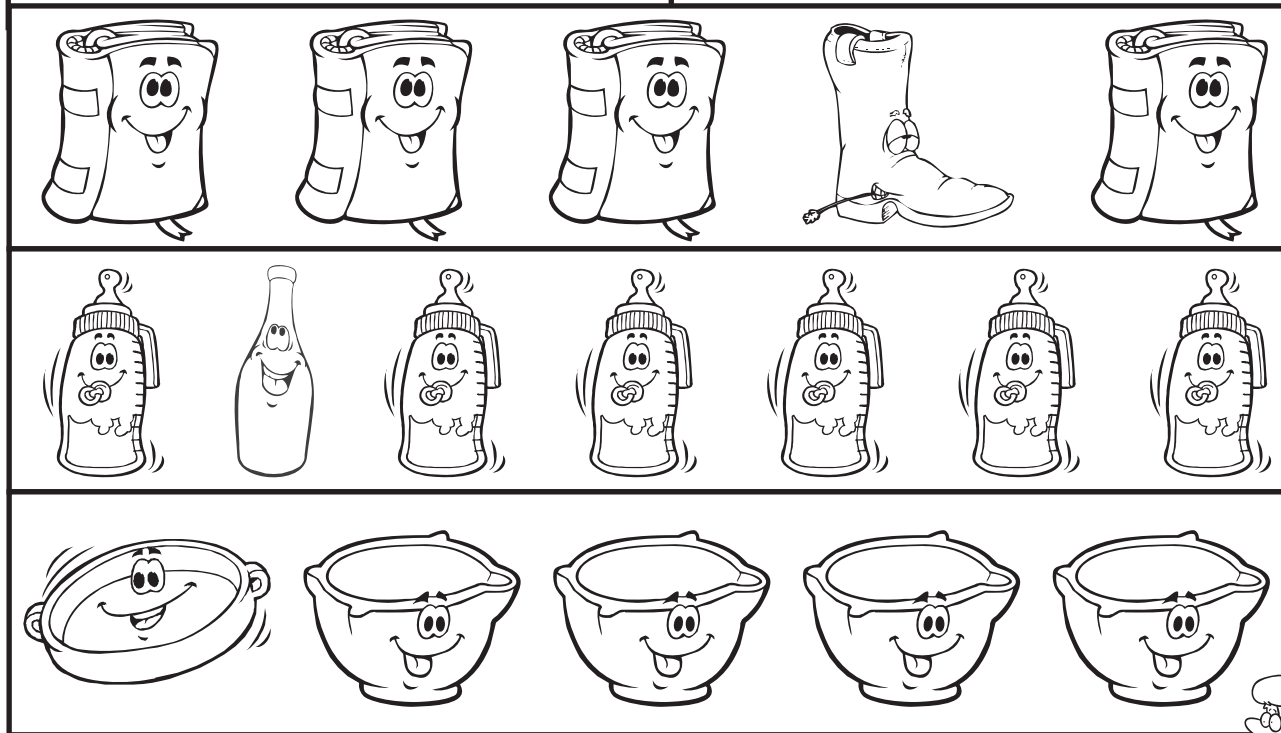
Draw a butterfly
on a book.

ON THE
BACK

Today is:	Monday
Tuesday	Wednesday
Thursday	Friday




Colour the picture that is different.



How many?

Colour the picture that moves the same as the first one.





How many?

Name: _____

Draw a big bowl of fruit.

ON THE BACK

Today is:	Monday
Tuesday	Wednesday
Thursday	Friday



Colour the picture that is the same as the first one.

How many?					

Colour the non-living things.





How many?

Name: _____

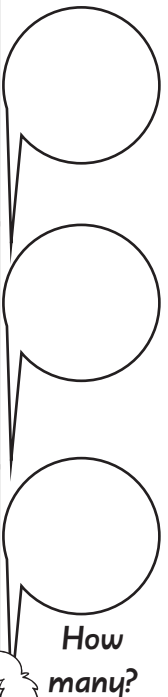
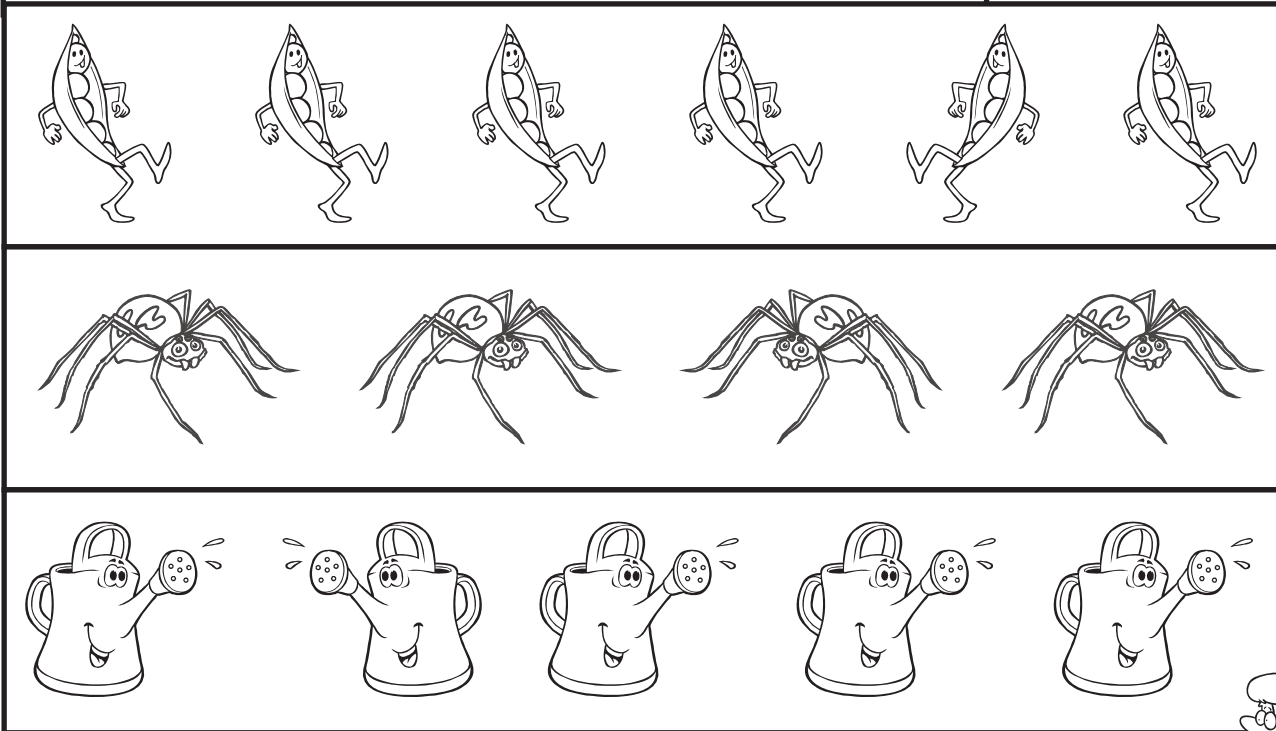
Draw a seagull
on a car.

ON THE
BACK

Today is:	Monday
Tuesday	Wednesday
Thursday	Friday




Colour the picture that is facing a different direction.



How many?



Colour the things that you can eat.





How many?

Name: _____

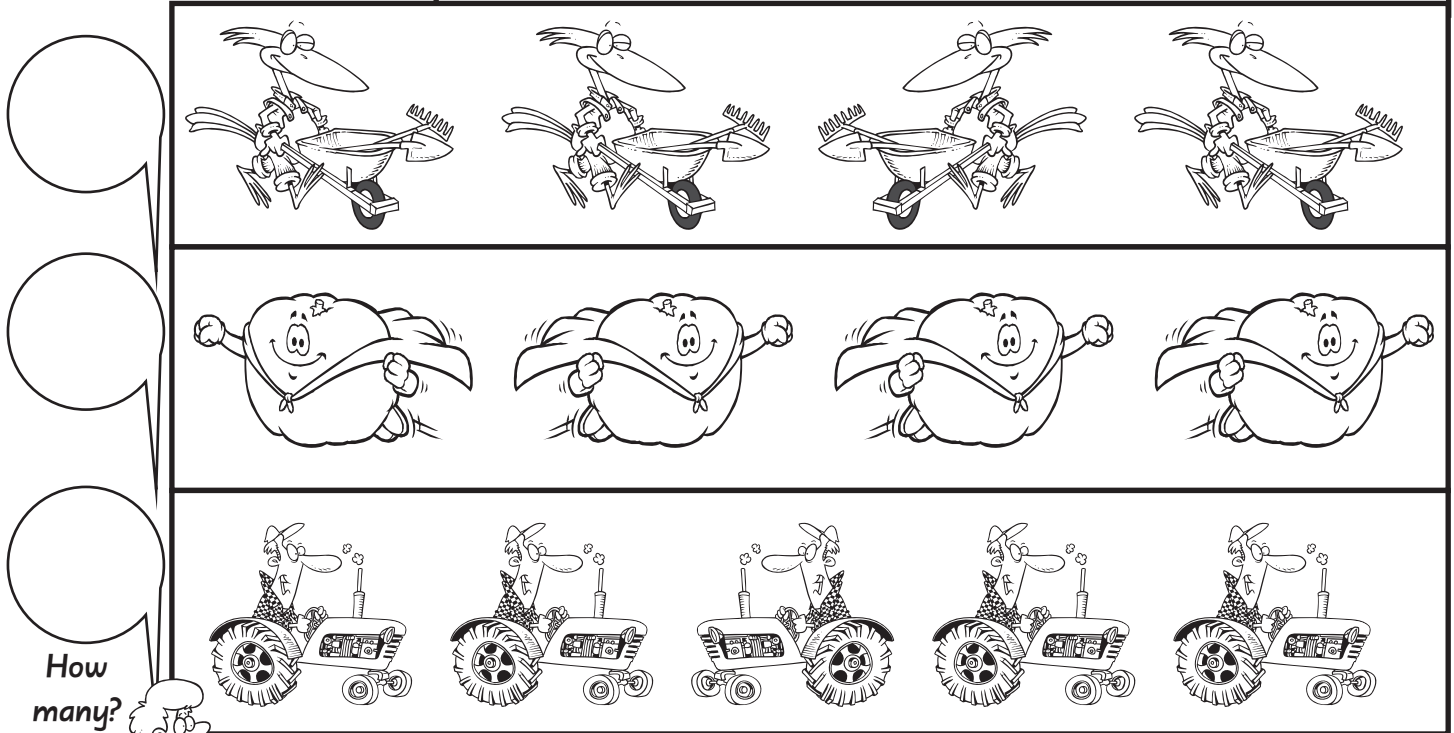
Draw five eggs
in a nest.

ON THE
BACK


Today is:	Monday
Tuesday	Wednesday
Thursday	Friday



Colour the pictures that are facing the same direction.



Colour the animals.





Name: _____

Draw a bird with a fish tail.


ON THE BACK

Today is:


Monday	
Tuesday	Wednesday
Thursday	Friday



Colour the picture that is a different size.



Colour the silly things.





Name: _____


Draw a set of twins.

ON THE BACK

Today is:	Monday
Tuesday	Wednesday
Thursday	Friday






Colour the things that you can see outside.



How many?

Colour the pictures that are the same size.



How many?

Name: _____

Draw a fox wearing socks.

ON THE BACK

Today is:

Monday	
Tuesday	Wednesday
Thursday	Friday

It is:

hot cold

I feel:

Colour the picture that has something missing.

How many?

Colour the picture that is different.

How many?

Name: _____

Draw a big pile of worms. **ON THE BACK**

Today is:

Monday	
Tuesday	Wednesday
Thursday	Friday

It is:

hot cold

I feel:

Colour the picture that belongs in the same group.

How many?

Colour the shapes with the same pattern.



How many?

Name: _____

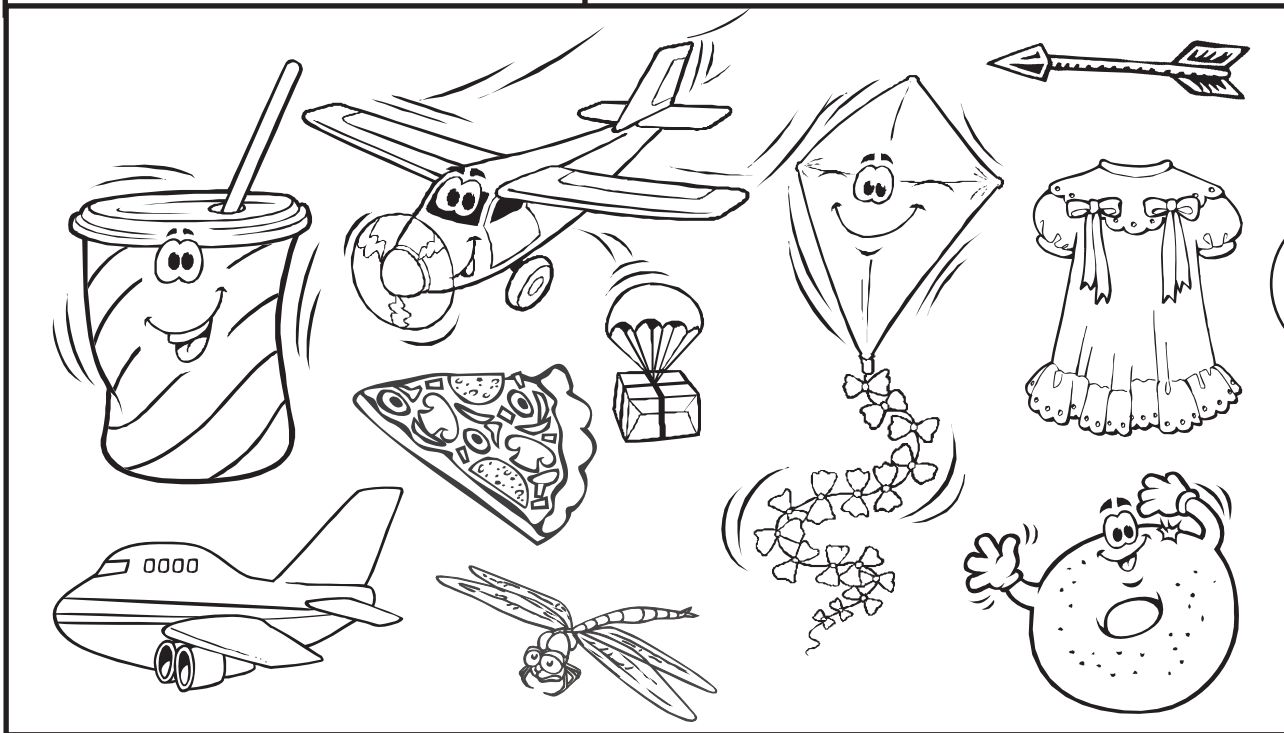
Draw three sausages in a pan.

ON THE BACK

Today is:	Monday
Tuesday	Wednesday
Thursday	Friday






Colour the things that can fly.



How many?

Colour the picture that does not belong to the same group.



How many?





Name: _____

Draw three red books.

ON THE BACK

Today is:	Monday
Tuesday	Wednesday
Thursday	Friday



Colour the picture that moves the same as the first one.

How many?

Colour the pictures that are the same.

How many?

Name: _____

Draw a banana and an apple.

ON THE BACK

Today is:

Monday
Tuesday
Wednesday
Thursday
Friday

It is:

hot cold

I feel:

Colour the picture that moves in a different way.

How many?

Colour all the fruit.



How many?

Name: _____


Draw two cars
in a race.

ON THE
BACK

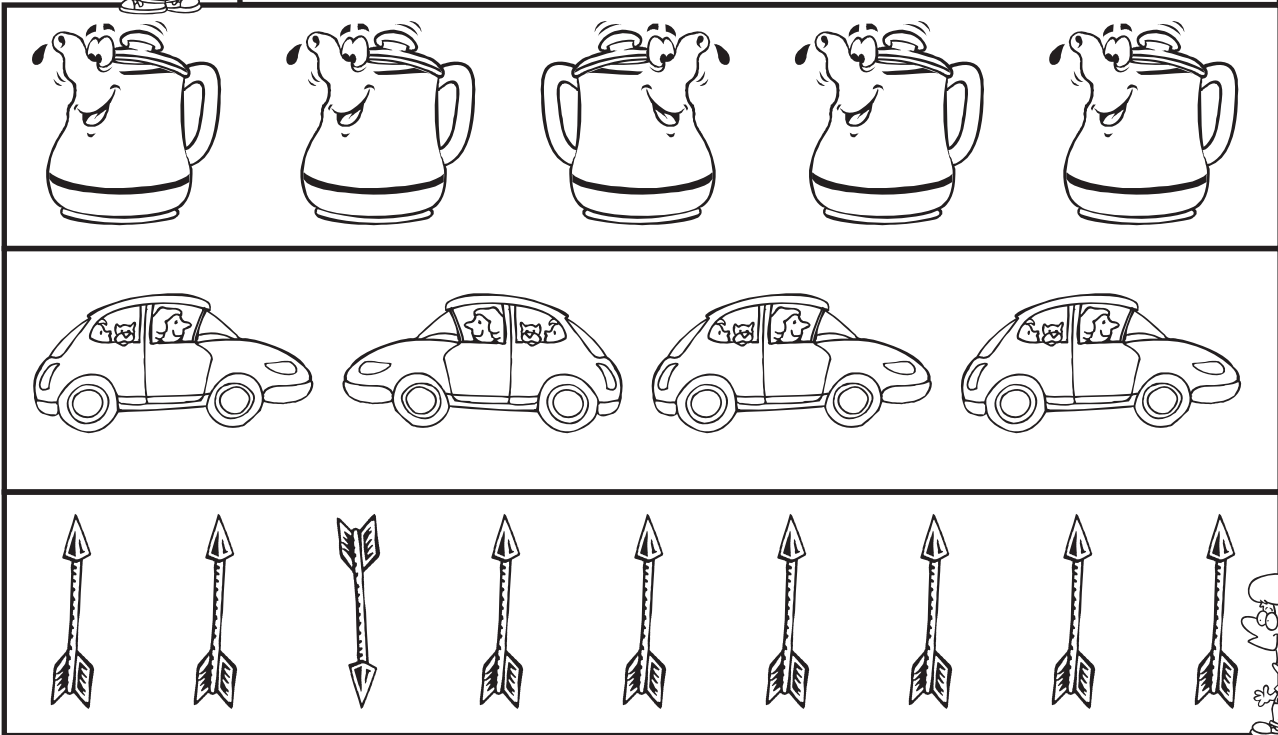
Today is:	Monday
Tuesday	Wednesday
Thursday	Friday



Colour the things that are alive.



Colour the pictures that are facing a different direction.





Name: _____

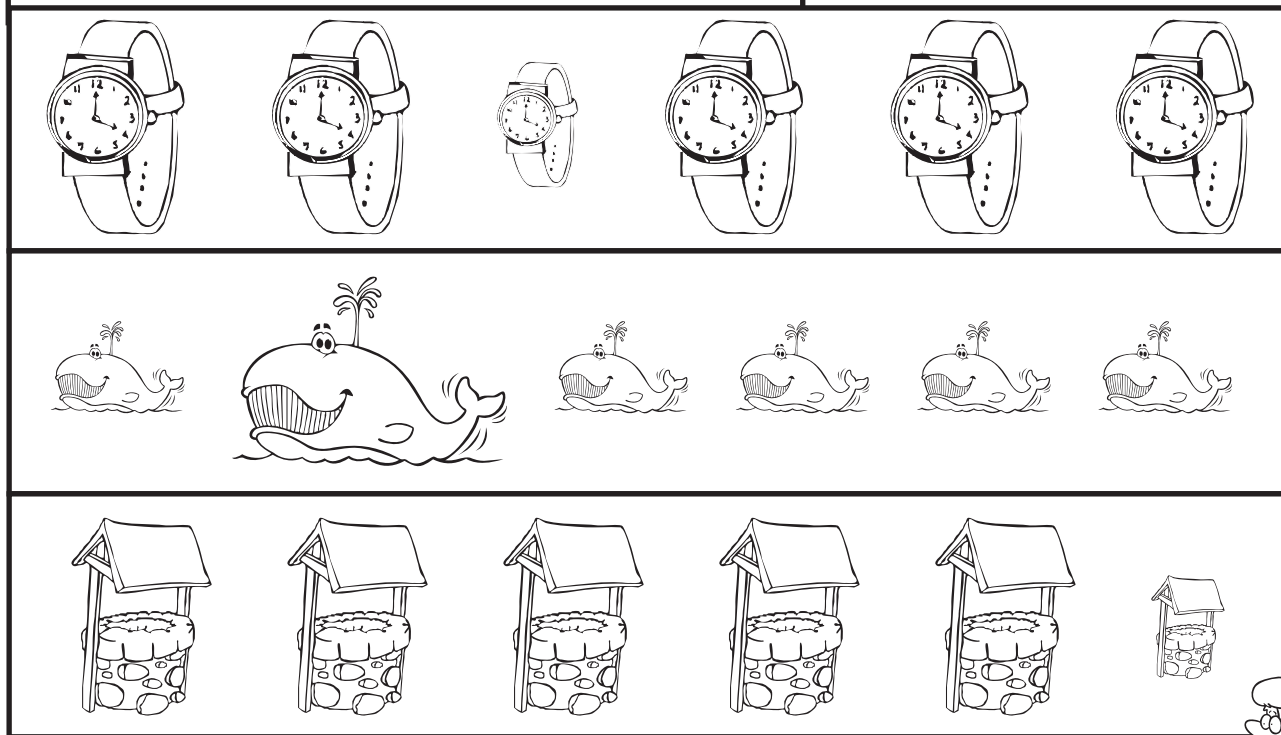
Draw four snails on a wall.

ON THE BACK

Today is:	Monday
Tuesday	Wednesday
Thursday	Friday




Colour the pictures that are the same size.



How many?

Colour the things that are not alive.





How many?

Name: _____

Draw a set of triplets.

ON THE BACK

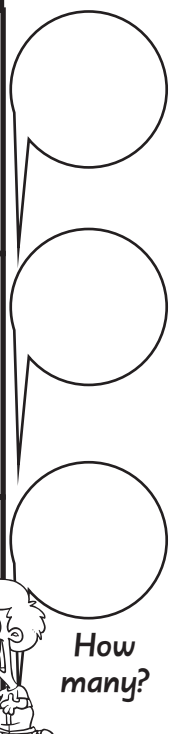
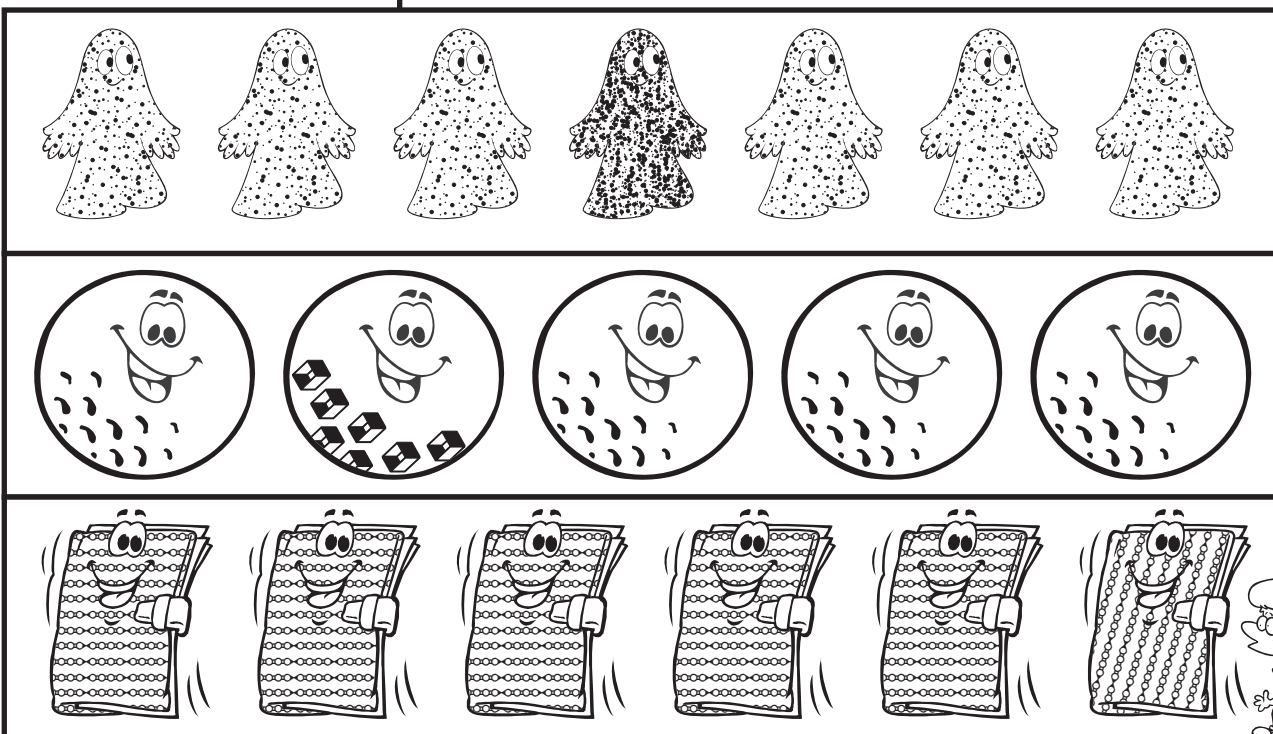
Today is:	Monday
Tuesday	Wednesday
Thursday	Friday



Colour the things that you might see at the beach.



Colour the pictures that have the same pattern.





Name: _____

Draw five birds
in a tree.

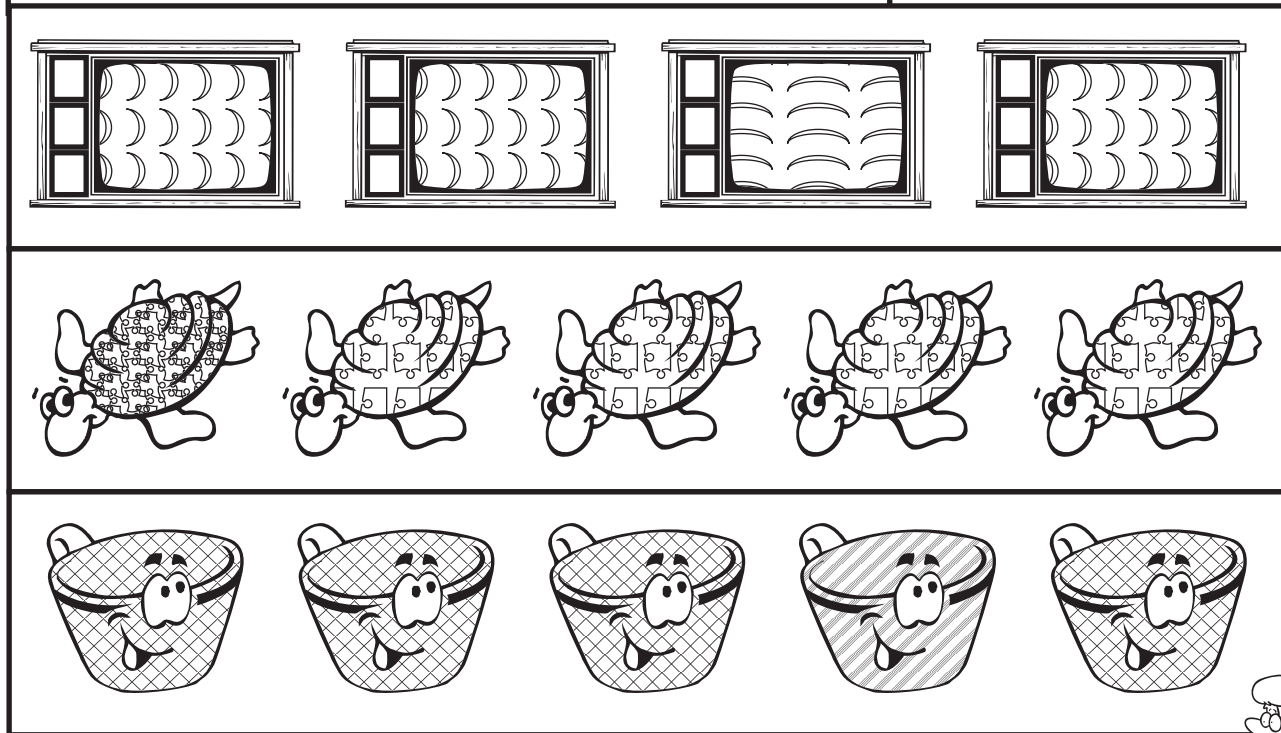
ON THE
BACK

Today is:

Monday	
Tuesday	Wednesday
Thursday	Friday




Colour the picture that has a different pattern.



How many?

Colour the things that you see inside a house.





How many?

Name: _____


Draw three pairs of socks.

ON THE BACK


Today is:	Monday
Tuesday	Wednesday
Thursday	Friday



Colour the things that can move.



Colour the things that belong together.



Name: _____

Draw three apples and two oranges.

ON THE BACK

Today is:


Monday	
Tuesday	Wednesday
Thursday	Friday

It is:

hot cold


I feel:

Colour the things that can't move.



How many?

Colour the picture that is different.





How many?

Name: _____


Draw five brown cows.

ON THE BACK

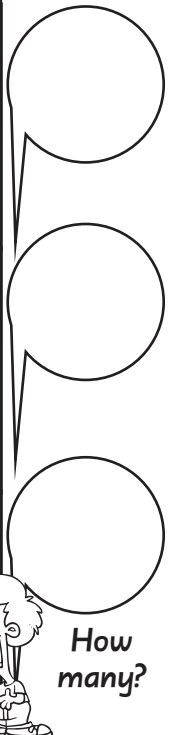
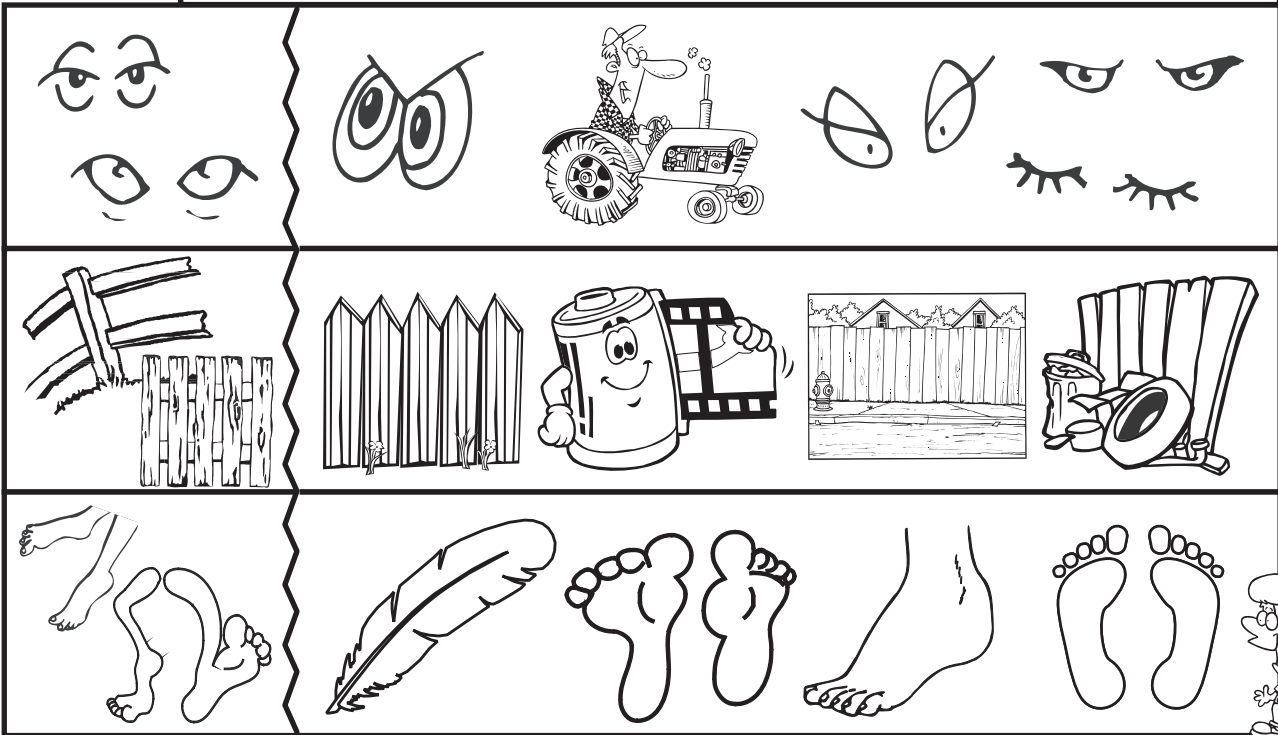
Today is:	Monday
Tuesday	Wednesday
Thursday	Friday



Draw the missing part of each picture.



Colour the picture that does not belong to the same group.





How many?

Name: _____

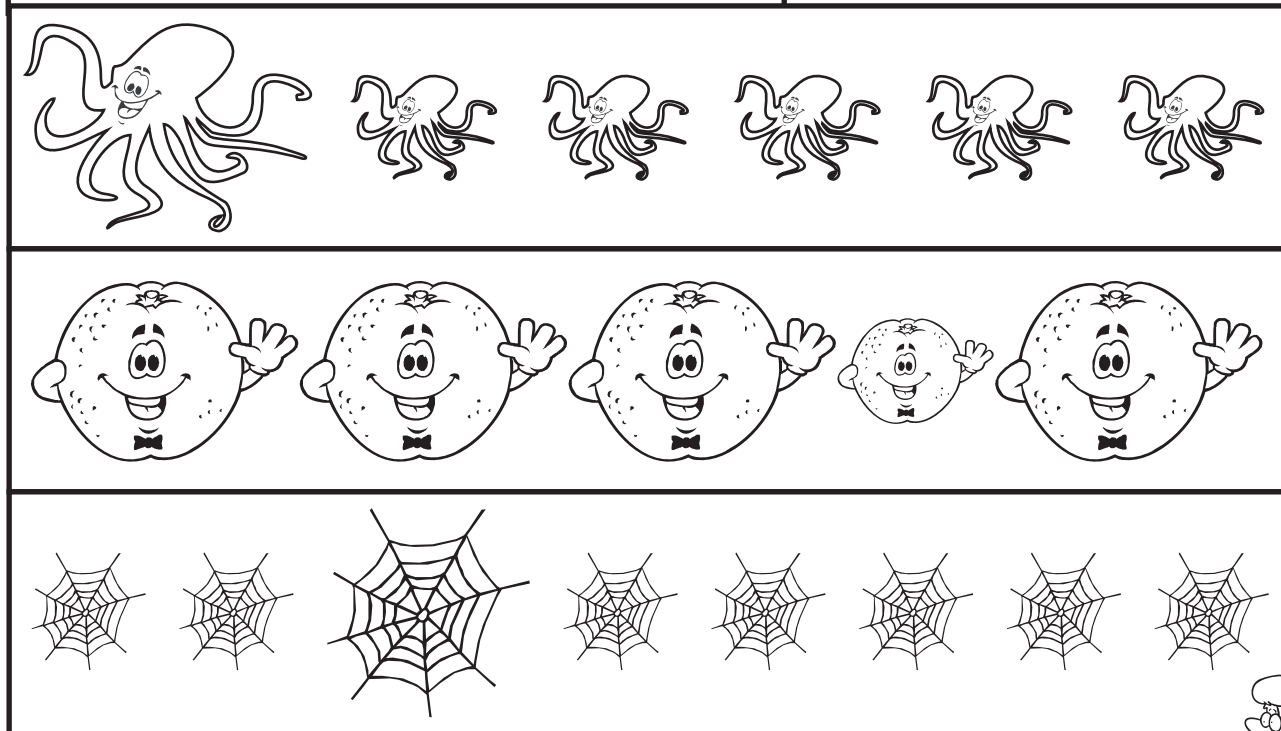
Draw seven eggs
in a nest.

ON THE
BACK

Today is:	Monday
Tuesday	Wednesday
Thursday	Friday





Colour the picture that is a different size.



How many?

Draw the other half of each picture.





How many?

Name: _____


Draw two red tractors.

ON THE BACK

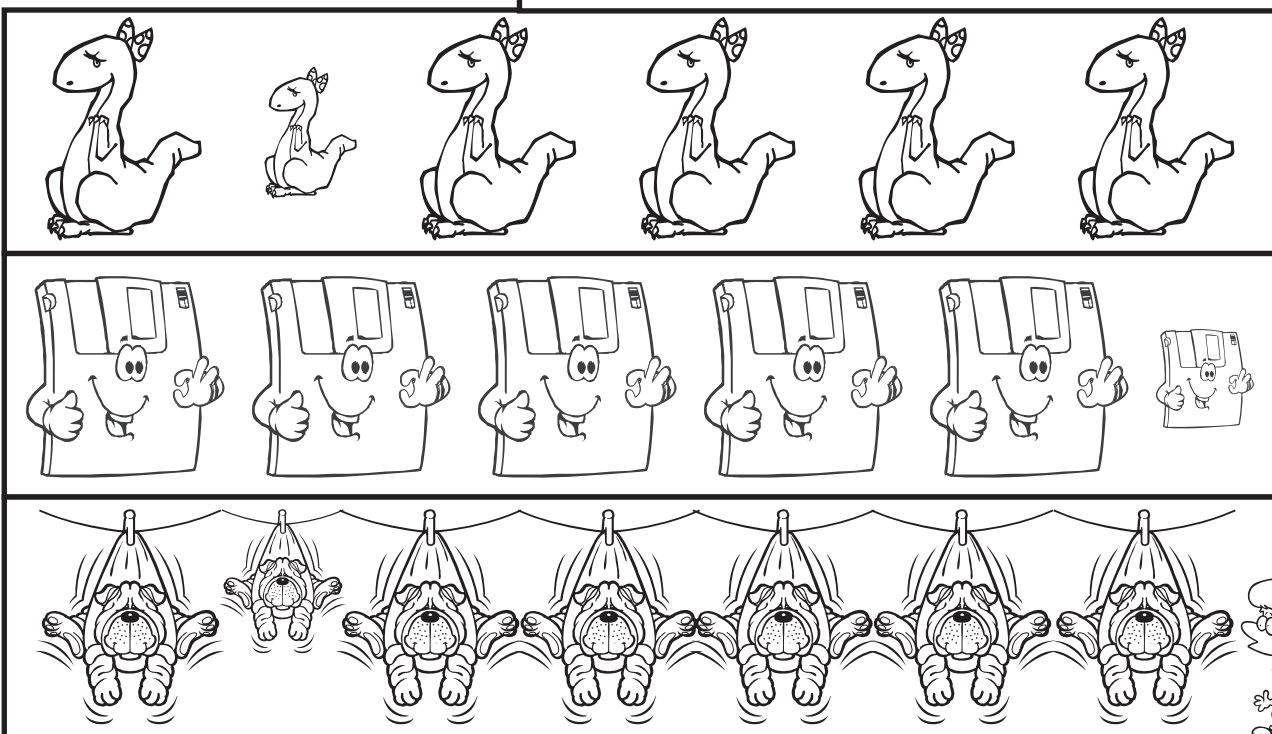
Today is:	Monday
Tuesday	Wednesday
Thursday	Friday



Colour the things that you would see underwater.



Colour the things that are the same size.





Name: _____


Draw a caterpillar
on a green leaf.

ON THE
BACK


Today is:	Monday
Tuesday	Wednesday
Thursday	Friday



Colour all the clothes.



Colour the picture that moves in a different way to the first one.





Name: _____


Draw four oranges.

ON THE BACK


Today is:	Monday
Tuesday	Wednesday
Thursday	Friday



Colour the pictures that are animals.



Colour the things that are not alive.





Name: _____


Draw a cow jumping over the moon. **ON THE BACK**

Today is:

Monday	
Tuesday	Wednesday
Thursday	Friday



Colour all the sensible things.



How many?

Colour the things that are alive.





How many?

Name: _____

Draw some bees
and some flowers.

ON THE
BACK

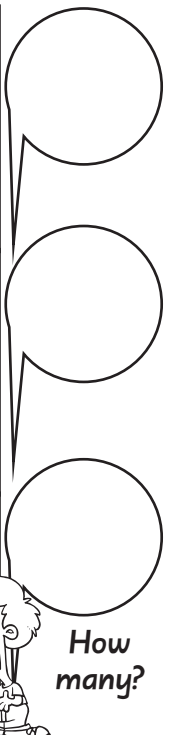
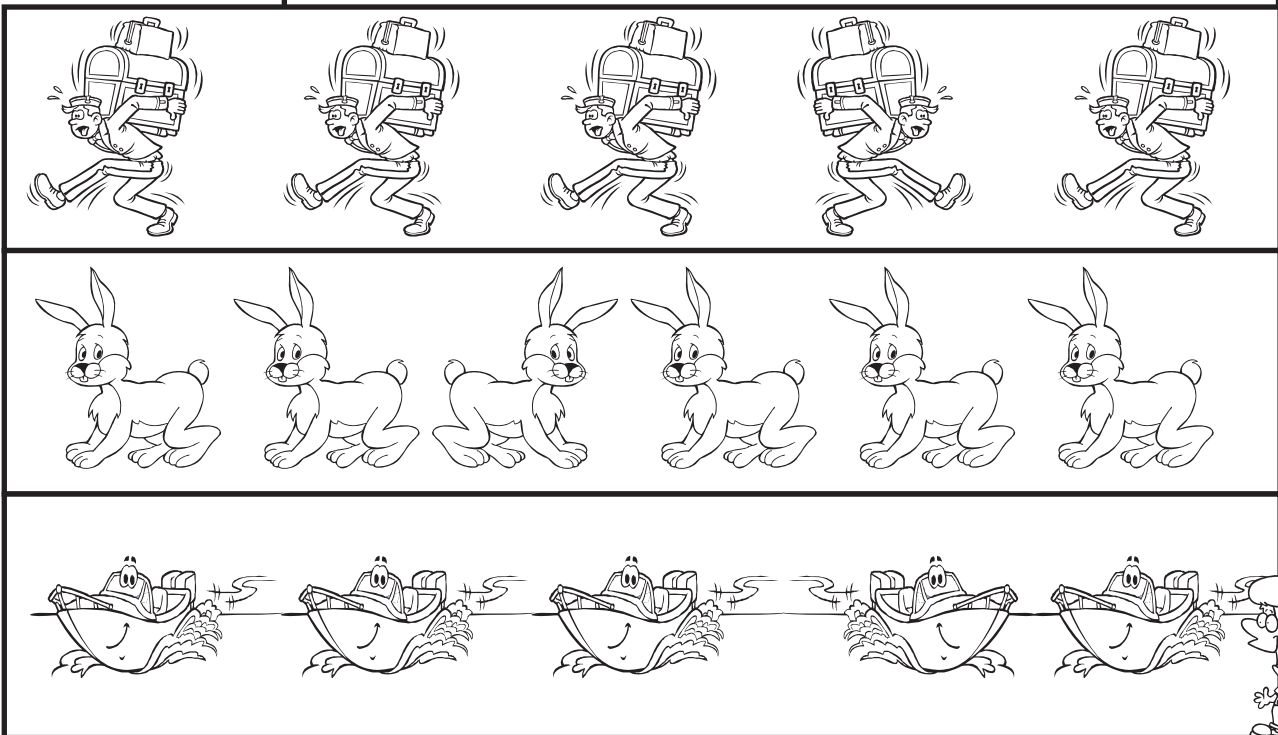
Today is:	Monday
Tuesday	Wednesday
Thursday	Friday



Colour the silly things.



Colour the things that are facing a different direction.





Name: _____

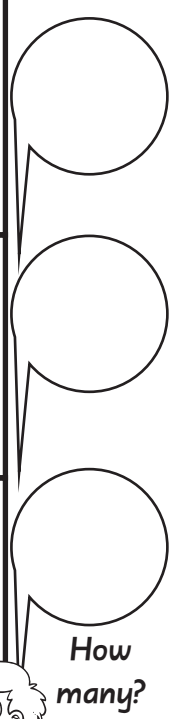

Draw six
coloured pencils.

ON THE
BACK

Today is:	Monday
Tuesday	Wednesday
Thursday	Friday




Colour the pictures that are the same size.



How many?

Colour the things that can make a sound.





Name: _____

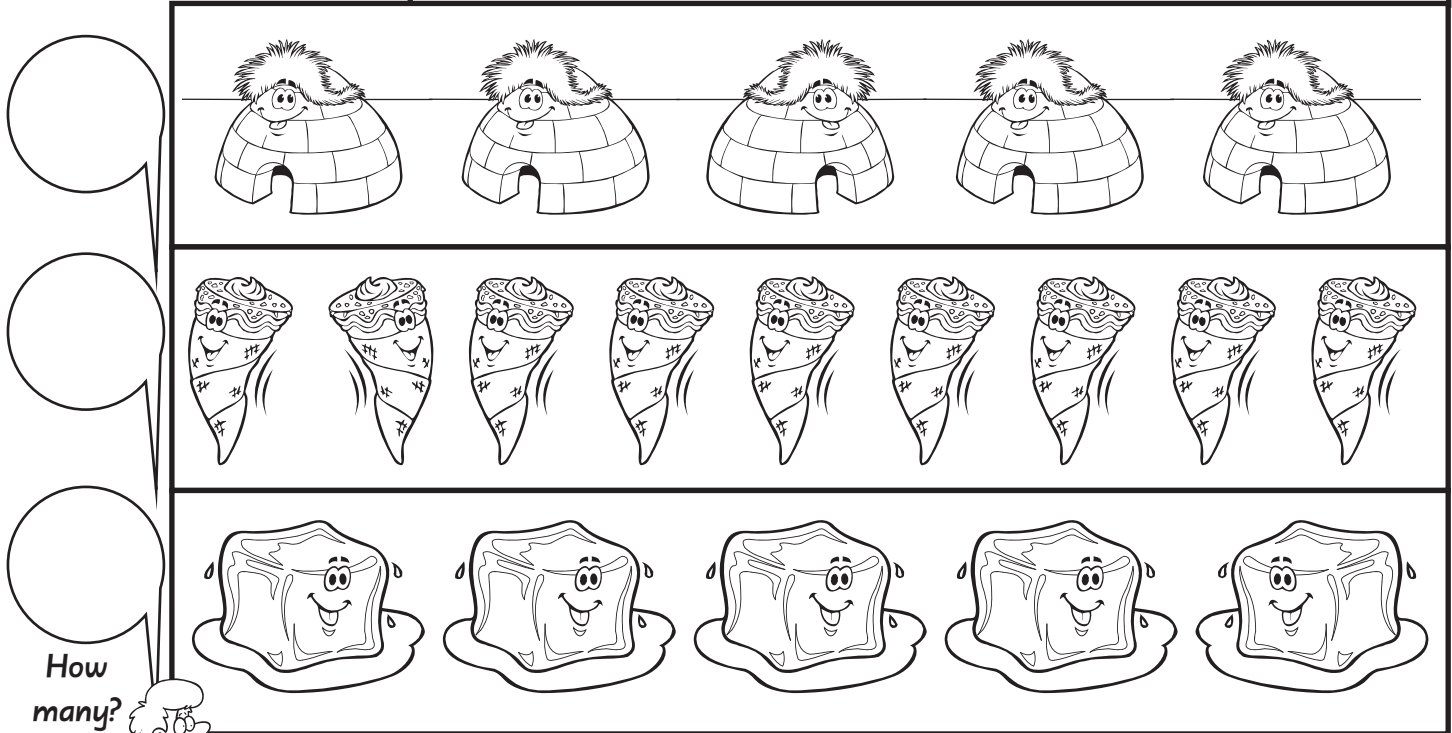
Draw five nests
in a tree.

ON THE
BACK


Today is:	Monday
Tuesday	Wednesday
Thursday	Friday



Colour the pictures that are facing a different direction.





Colour the things that cannot make a sound.



Name: _____

Draw a dog **ON THE BACK**
in a bath.

Today is:	Monday
Tuesday	Wednesday
Thursday	Friday




Colour all the living things.



How many?

Colour the picture that is a different size.

How many?





Name: _____

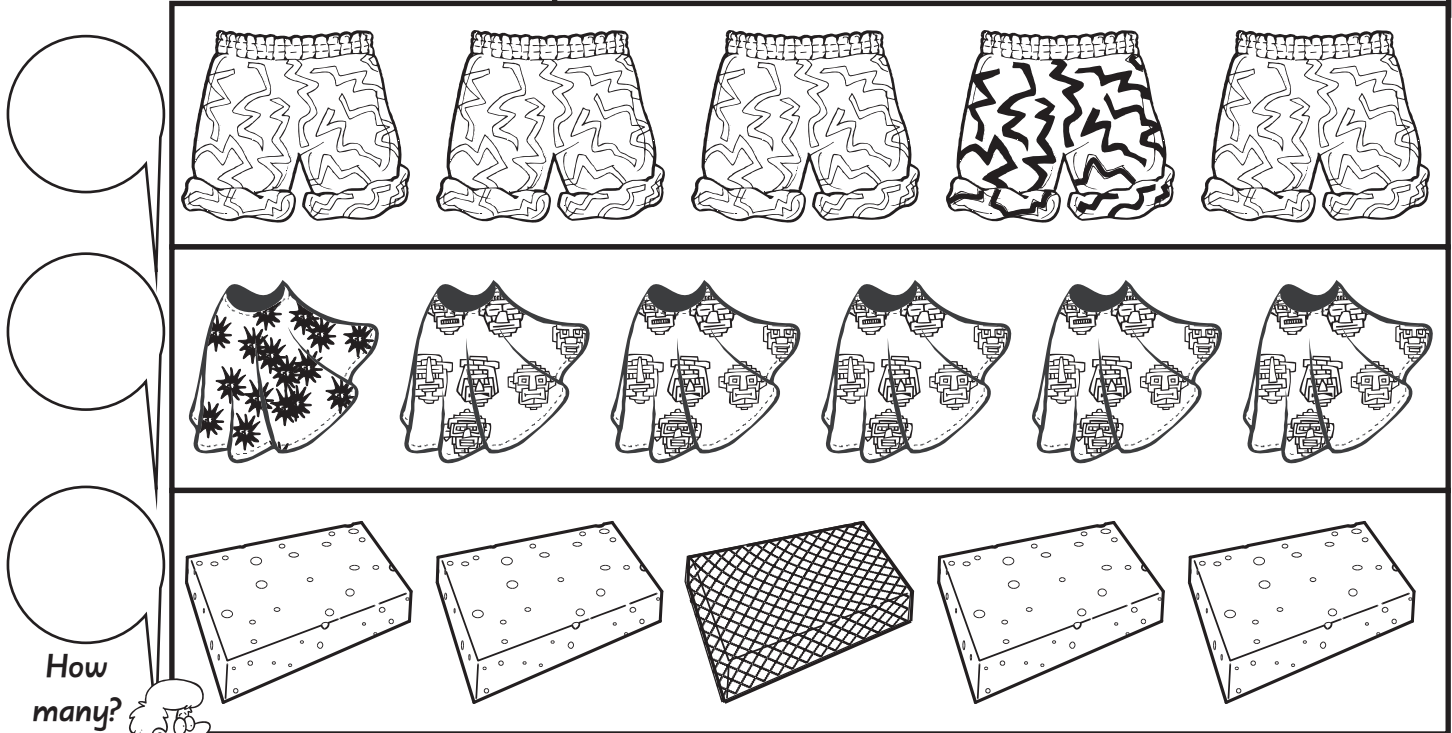
Draw four fish
in a bowl.

ON THE
BACK

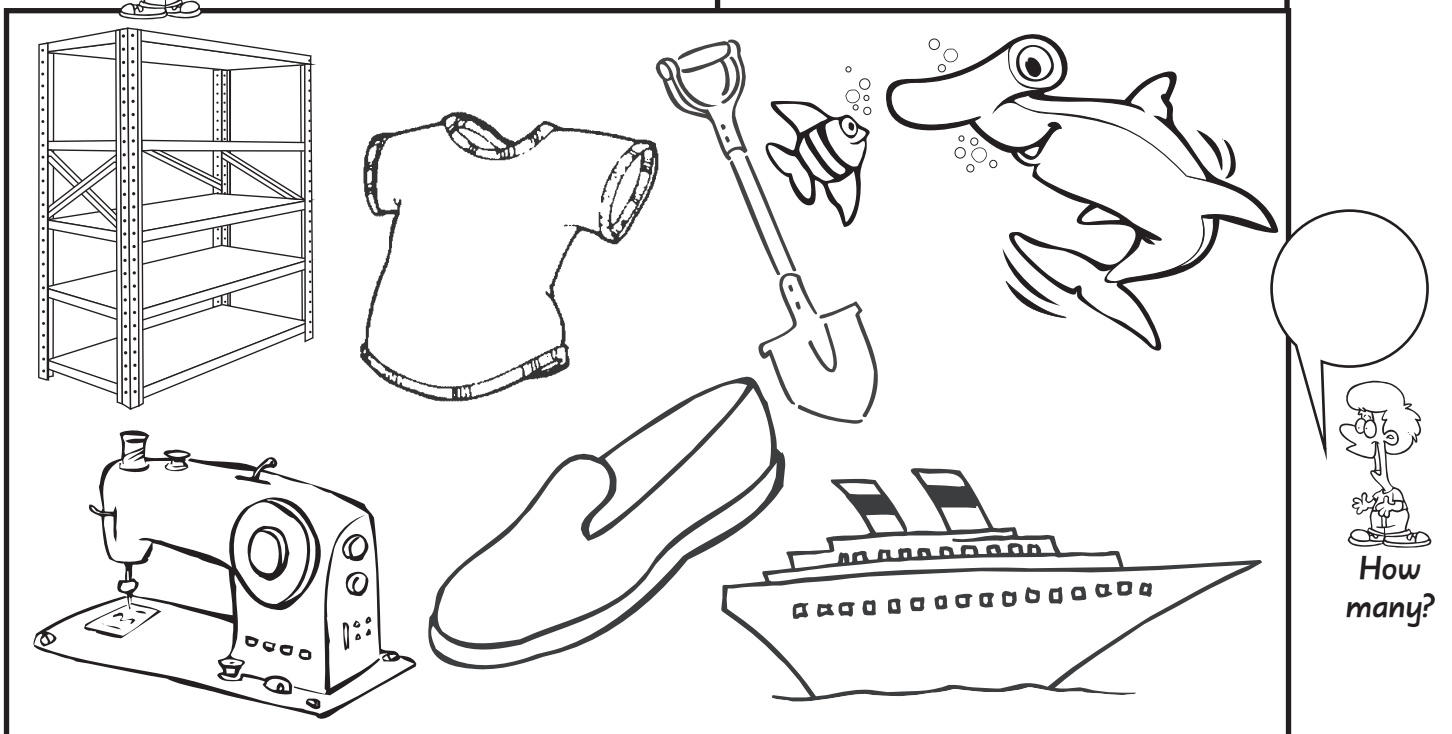
Today is:	Monday
Tuesday	Wednesday
Thursday	Friday



Colour the pictures that have the same pattern.





Colour the non-living things.




Name: _____

Draw a snake **ON THE BACK** in a tree.



Today is:	Monday
Tuesday	Wednesday
Thursday	Friday



Colour the rainy day things.



Colour the picture that has a different pattern.



How many?





Name: _____


Draw four big trees.

ON THE BACK

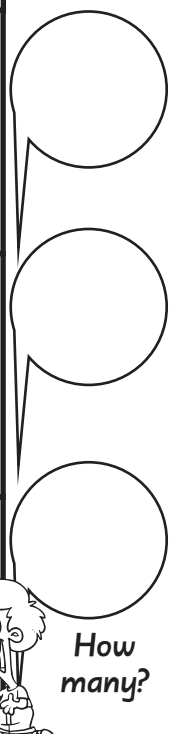

Today is:	Monday
Tuesday	Wednesday
Thursday	Friday



Colour the sunny day things.



Colour the picture that does not belong in the same group.





Name: _____

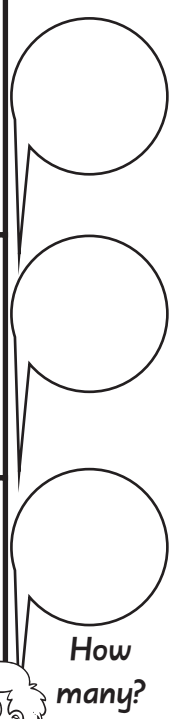

Draw five long sausages.

ON THE BACK

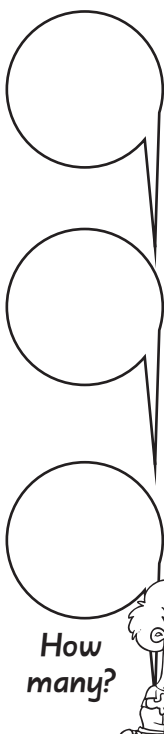

Today is:	Monday
Tuesday	Wednesday
Thursday	Friday



Colour the picture that is the slowest one.



Colour the pictures that belong in the same group.





Name: _____

Draw a train full of people.

ON THE BACK

Today is:

Monday
Tuesday
Wednesday
Thursday
Friday



Colour the things that are the same size.

How many?

Colour the fastest thing.



How many?

Name: _____


Draw five red fish.

ON THE BACK

Today is:	Monday
Tuesday	Wednesday
Thursday	Friday




Colour the picture that moves the same as the one in the box.



How many?

Colour the things that you can see in the sky.





How many?

Name: _____


Draw three cows eating grass.

ON THE BACK

Today is:	Monday
Tuesday	Wednesday
Thursday	Friday

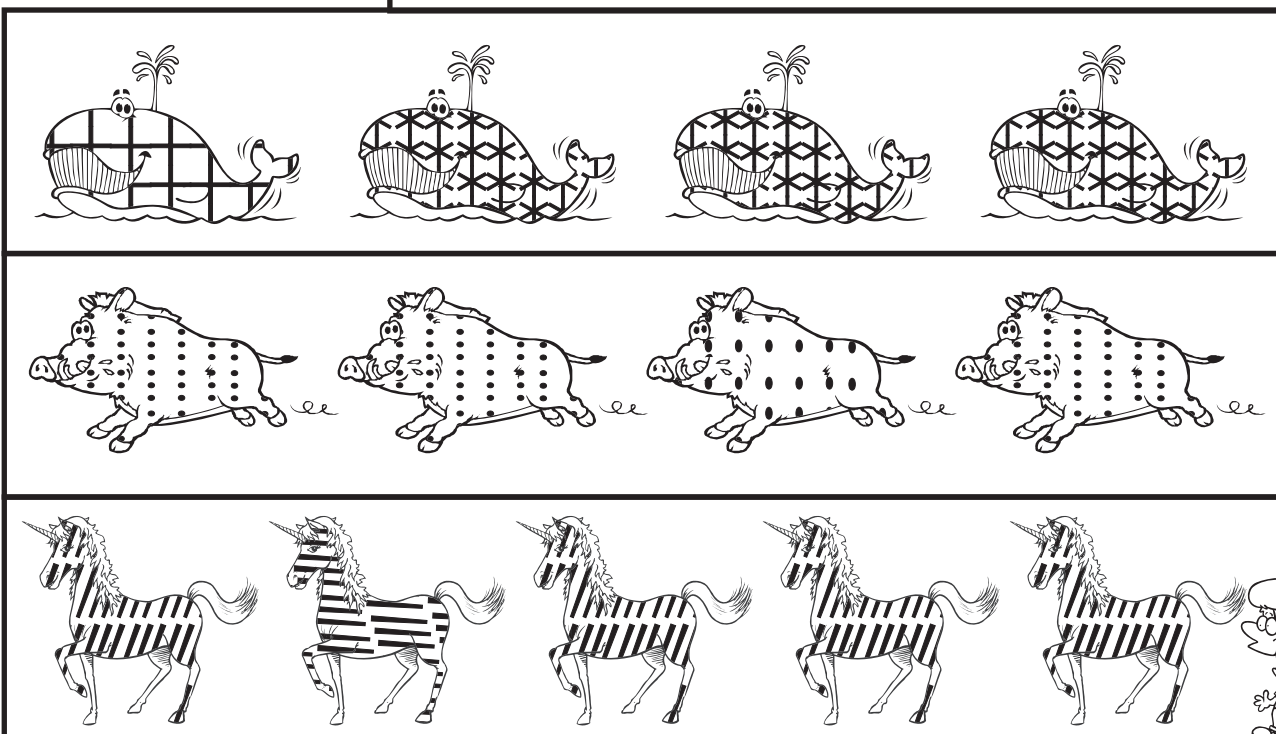


Colour the things that you can see on a farm.



How many?

Colour the pictures that have the same pattern.



How many?

Name: _____

Draw three seagulls.

ON THE BACK

Today is:

Monday	
Tuesday	Wednesday
Thursday	Friday

It is:

hot cold

I feel:

Colour the pictures that are facing the same direction.

How many?

Colour the things that you can see outside.



How many?

Name: _____


Draw a truck
towing a car.

ON THE
BACK

Today is:	Monday
Tuesday	Wednesday
Thursday	Friday

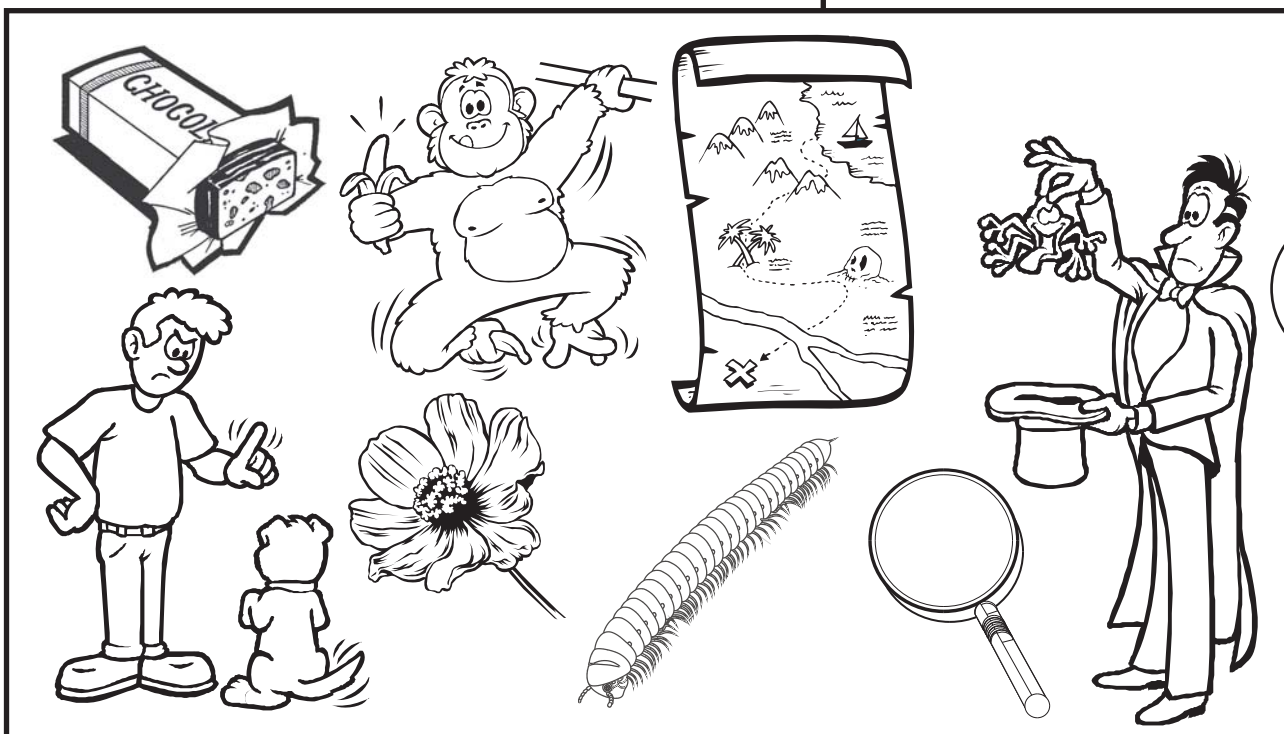


Colour the things that you can see inside.



How many?

Colour the living things.



How many?



Name: _____

Draw a possum
on a branch.

ON THE
BACK

Today is:




Monday	
Tuesday	Wednesday
Thursday	Friday



Colour the things you can eat.



Colour the pictures that have the same patterns.





How many?

Name: _____


Draw a swan
on a lake.

ON THE
BACK


Today is:	Monday
Tuesday	Wednesday
Thursday	Friday



Colour the things that you can't eat.



Draw the missing part of each picture.





Name: _____


Draw four
dogs playing.

ON THE
BACK

Today is:	Monday
Tuesday	Wednesday
Thursday	Friday



Colour the fruit.



Colour the things that can make a sound.





Name: _____

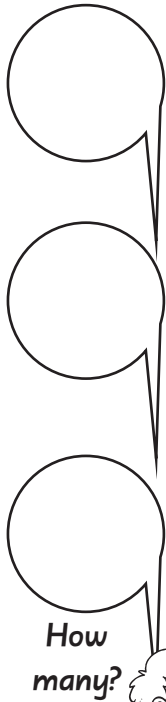
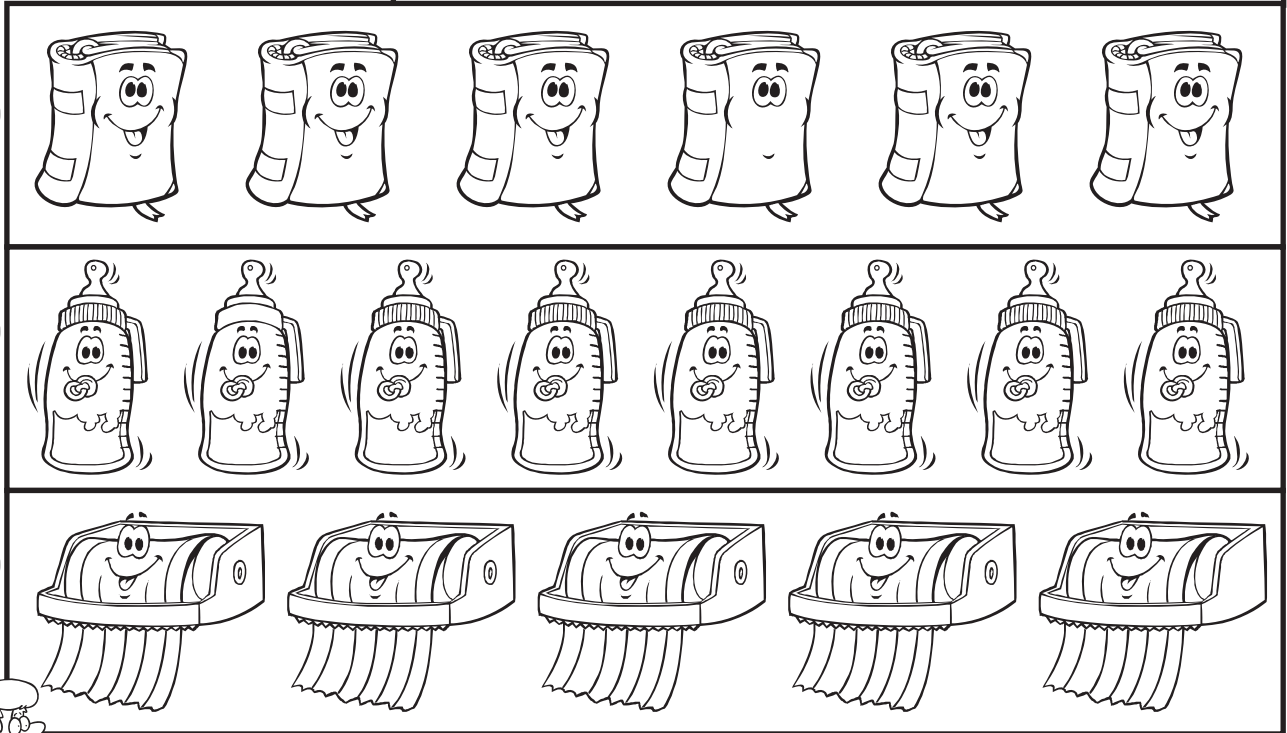
Draw seven
silly sausages.

ON THE
BACK

Today is:	Monday
Tuesday	Wednesday
Thursday	Friday




Colour the picture that has something missing.



How many?



Colour the things that can jump.





How many?

Name: _____


Draw your house.

ON THE BACK

Today is:	Monday
Tuesday	Wednesday
Thursday	Friday




Colour the picture that is different.



How many?

Colour the things that are alive.





How many?

Name: _____


Draw a big, grey elephant.

ON THE BACK

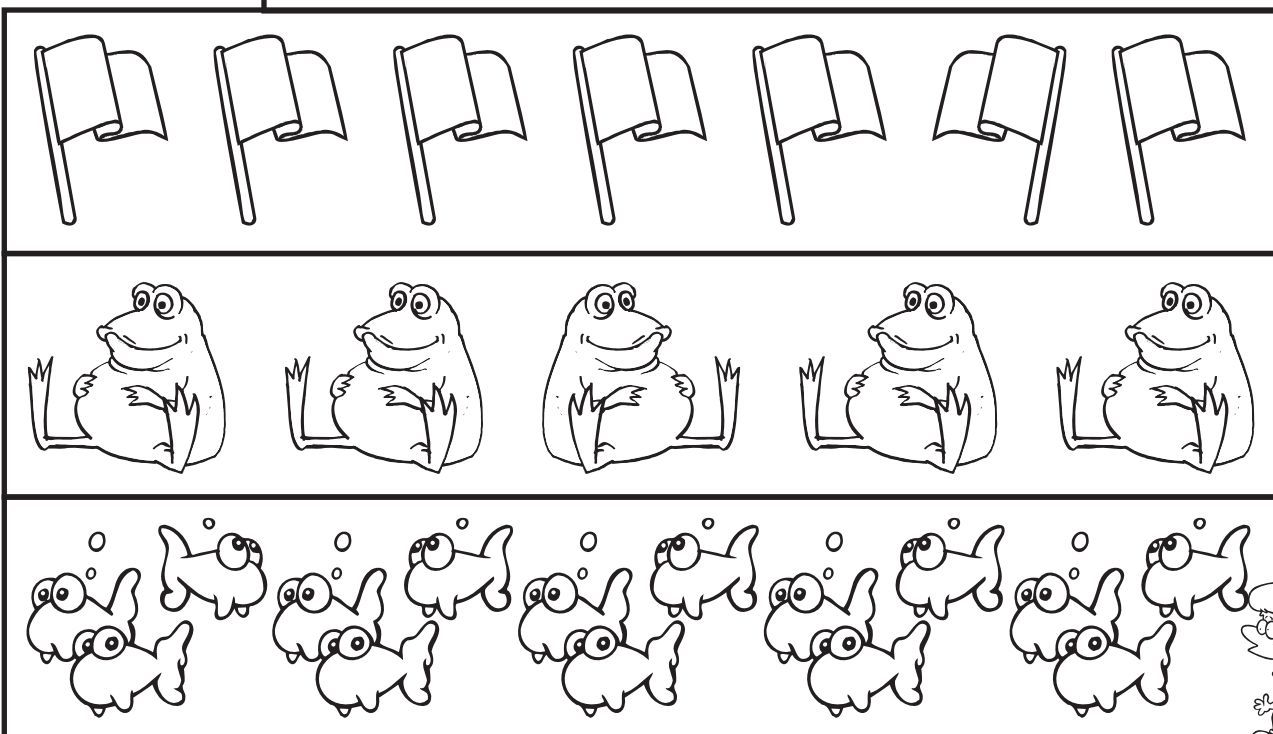
Today is:	Monday
Tuesday	Wednesday
Thursday	Friday



Colour the things that can grow.



Colour the pictures that are facing the same direction.





Name: _____

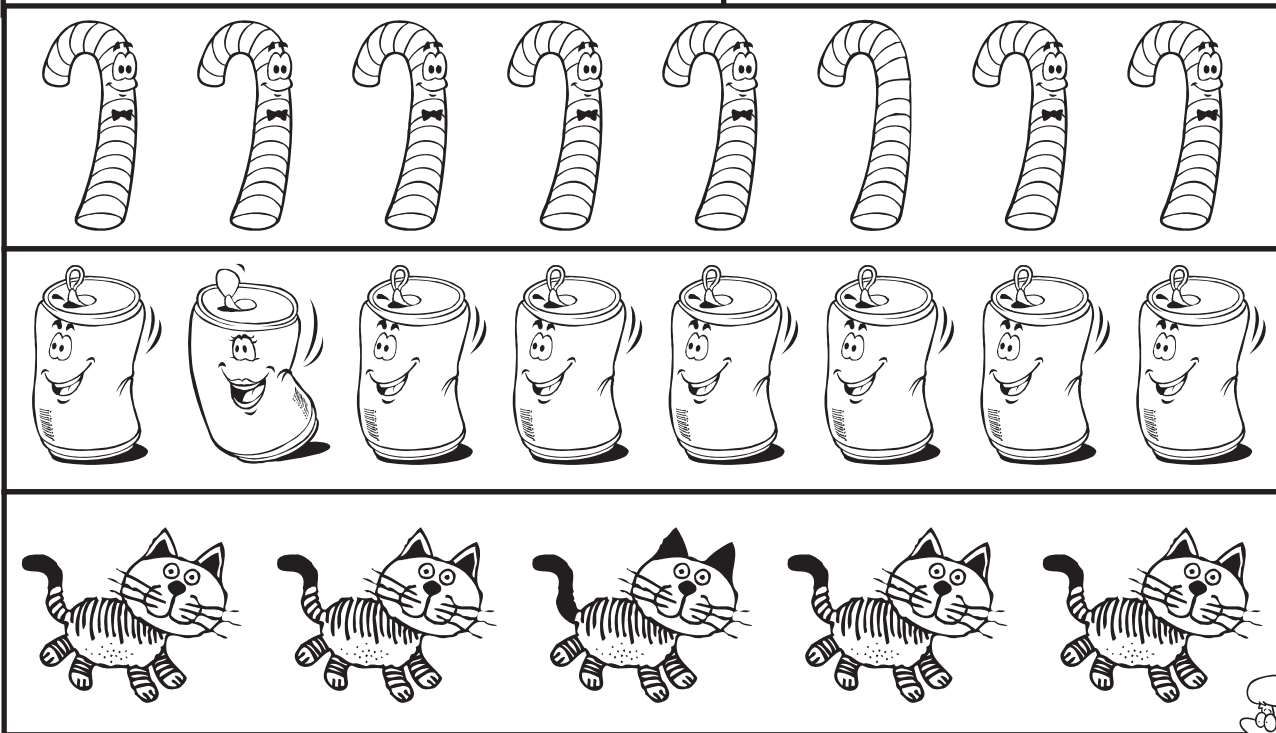
Draw your best friend.

ON THE BACK


Today is:	Monday
Tuesday	Wednesday
Thursday	Friday



Colour the pictures that are the same.



Colour the things that can roll.





How many?

Name: _____


Draw a dog on a beach.

ON THE BACK

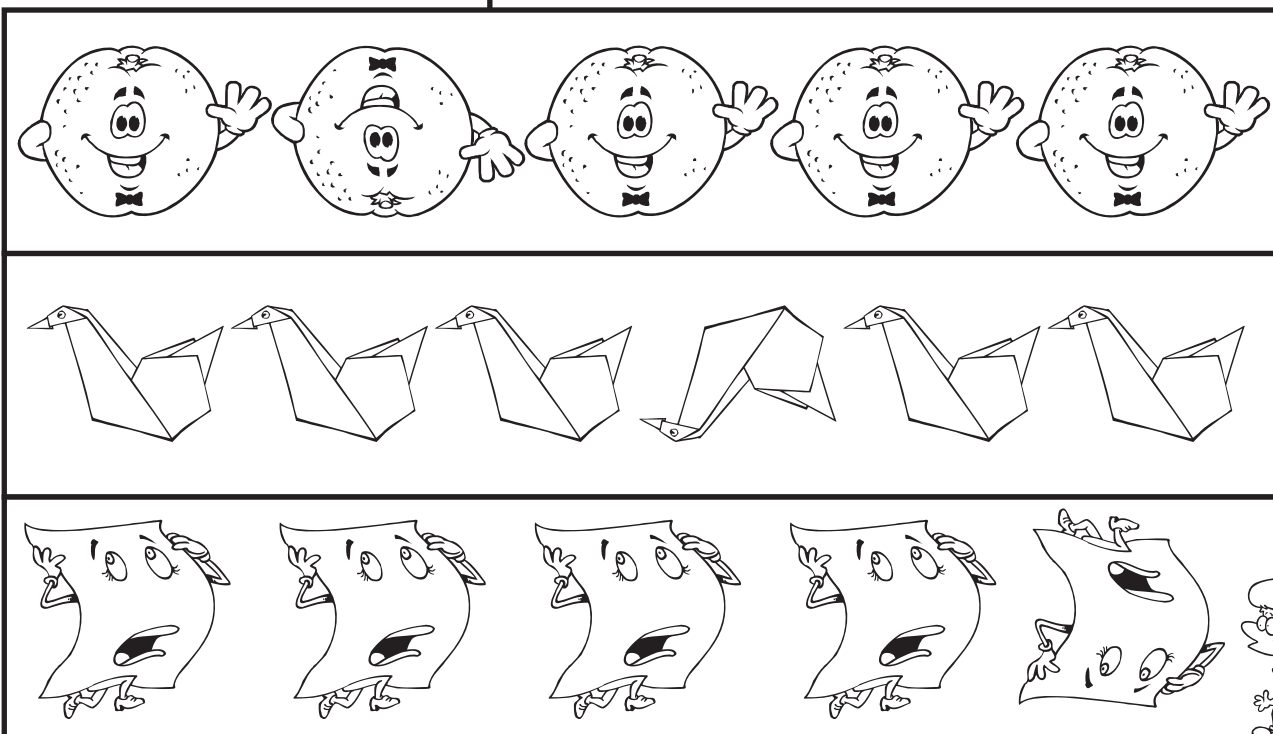
Today is:	Monday
Tuesday	Wednesday
Thursday	Friday



Colour the things that can slide.



Colour the pictures that are upside-down.





Name: _____

Draw four balloons in the sky.


ON THE BACK

Today is:

Monday	
Tuesday	Wednesday
Thursday	Friday




Colour the heavy things.



How many?

Colour the pictures that are the right way up.





How many?

Name: _____


Draw a plate of food.

ON THE BACK

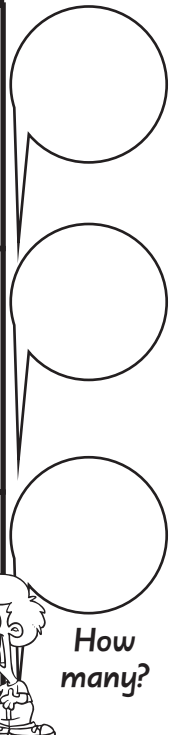

Today is:	Monday
Tuesday	Wednesday
Thursday	Friday



Colour the things that you can eat.



Colour the pictures that have band-aids on them.





Name: _____

Draw six brown worms.


ON THE BACK

Today is:

Monday	
Tuesday	Wednesday
Thursday	Friday



Colour the pictures that are sideways.



How many?

Colour the light things.





How many?

Name: _____


Draw the cover of a book.

ON THE BACK

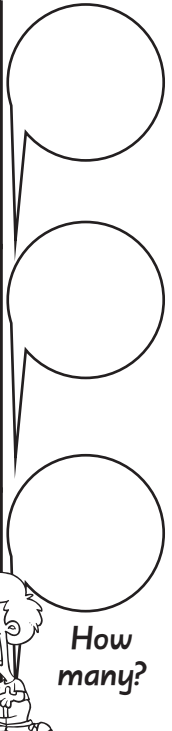
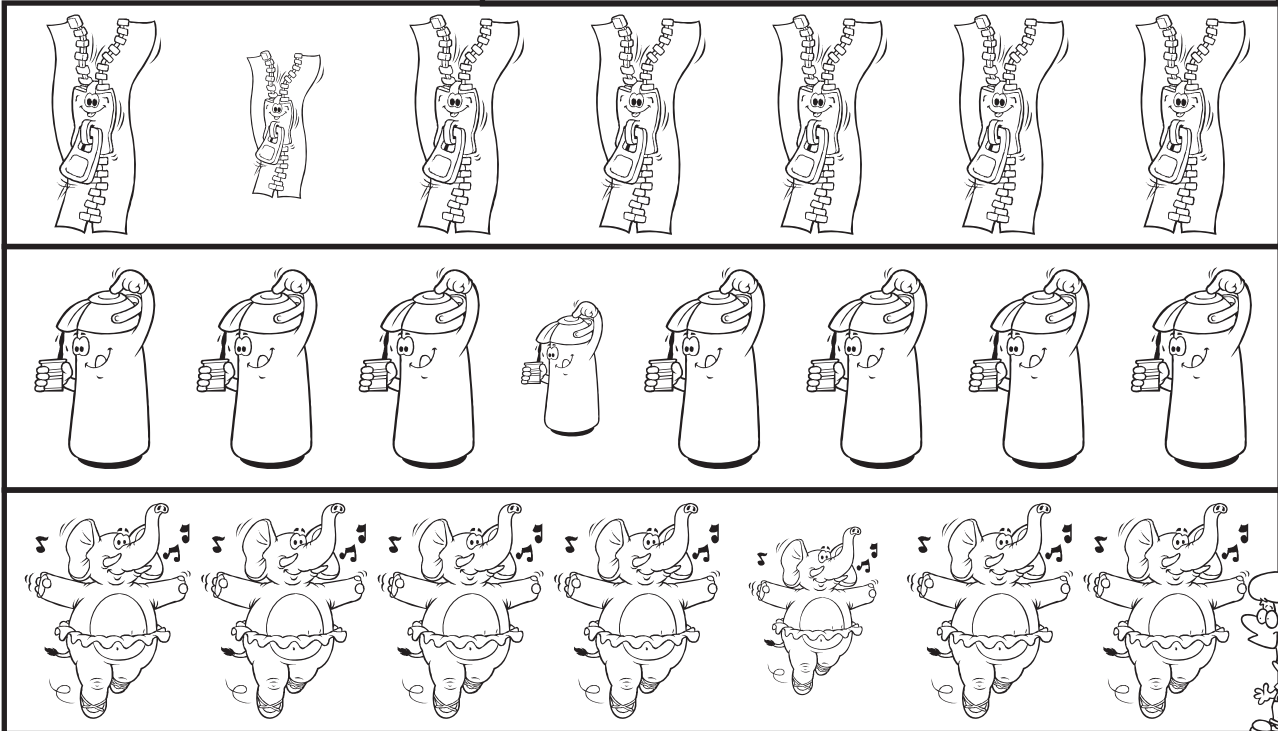
Today is:	Monday
Tuesday	Wednesday
Thursday	Friday



Colour the things that can bounce.



Colour the pictures that are the same size.





Name: _____


Draw three red hens.

ON THE BACK

Today is:	Monday
Tuesday	Wednesday
Thursday	Friday




Colour the pictures that have something missing.



How many?

Colour the things you can eat.





How many?

Name: _____


Draw a
colourful rainbow.

ON THE
BACK

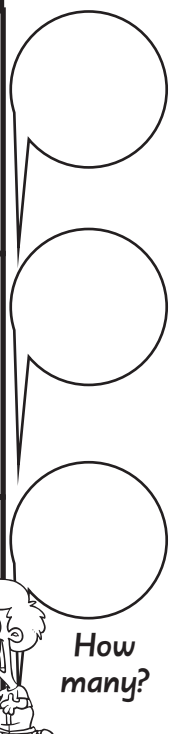

Today is:	Monday
Tuesday	Wednesday
Thursday	Friday



Colour the silly things.



Colour the picture that does not belong.





Name: _____


Draw two long snakes.

ON THE BACK

Today is:	Monday
Tuesday	Wednesday
Thursday	Friday




Colour the long snakes.



How many?

Colour the things that have wheels.





How many?

Name: _____


Draw seven scary insects.

ON THE BACK


Today is:	Monday
Tuesday	Wednesday
Thursday	Friday



Draw the missing part of each picture.



Colour the insects.





Name: _____


Draw your favourite food.

ON THE BACK


Today is:	Monday
Tuesday	Wednesday
Thursday	Friday



Colour the things that can run.



Colour the things that can make a noise.





Name: _____


Draw six pelicans.

ON THE BACK

Today is:	Monday
Tuesday	Wednesday
Thursday	Friday




Colour the animals that have feathers.



How many?

Colour the musical pictures.





How many?

Name: _____


Draw a swan
on a river.

ON THE
BACK

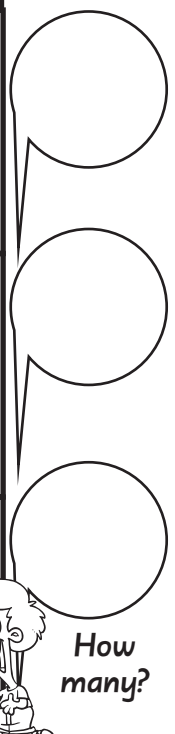
Today is:	Monday
Tuesday	Wednesday
Thursday	Friday



Colour the animals that have scales.



Colour the pictures that have band-aids on them.





Name: _____

Draw a pet you would like to have.


ON THE BACK

Today is:

Monday	
Tuesday	Wednesday
Thursday	Friday




Colour the animals that would make good pets.



How many?

Colour the things that can grow.



How many?

Starting Pre-Reading provides activities that will develop important pre-reading skills: Visual discrimination, left to right eye movement, classifying, ordering, matching, perceptual and logical relationships.

- * The activities will also develop eye-hand co-ordination and the skill of following directions.
- * Also included are sections to be completed about the day of the week, the weather and how the student is feeling.
- * The students are also required to count 'How Many' objects.
- * These activities give the student opportunities to process information and follow simple directions.

This book is suitable for the following grades in different states.

	NSW	ACT	VIC	TAS	WA	NT	SA	QLD	NZ
K, Prep	✓	✓	✓	✓					
1					✓	✓	✓	✓	✓
2									
3									
4									
5									
6									
7									

LOWER MIDDLE UPPER

Burrabooks publications are written by Australian teachers who have had extensive classroom experience.

For more information visit:

www.burrabooks.com.au



BURRABOOKS
www.burrabooks.com.au
mail@burrabooks.com.au