



# STARTING WORD FAMILIES



Introducing Word Families  
and  
Blending Three-Letter Words

# STARTING WORD FAMILIES



*Introducing Word Families  
Blending Three Letter Words*

## **Starting Word Families**

written by Louise and Greg Porich

© Burrabooks Pty Ltd.  
First Published 1998.  
Reprinted 2000, 2002  
Revised & Updated 2005

ABN 22 070 006 085  
P. O. Box 611,  
Moruya NSW 2537  
Ph: 0244 742 355  
Fax: 0244 742 399  
www.burrabooks.com

All rights reserved.

### **COPYING FOR EDUCATIONAL PURPOSES**

The purchaser of this book is granted permission by the publisher to make copies of the pages within the book, beyond their rights under the Australian Copyright Act 1968 (the Act), provided that the number of copies made does not exceed the number reasonably required for use in one classroom only; that copies are only made by photocopying and are not copied, stored or transmitted by any electronic or digital means; copies are not sold or lent. Copying of this book outside this licence may fall within the educational statutory licence under the Act.

### **COPYING FOR OTHER PURPOSES**

Unless copying is specifically permitted by the educational statutory licence, the licence granted to the purchaser of this book or the fair dealing clause in the Act (for the purposes of study, research, criticism or review), no part of this book may be reproduced, stored in a retrieval system, transmitted in any form or by any means without prior written permission from the publisher.

As with all Burrabooks publications every attempt is made to acknowledge copyright. Any infringements are purely coincidental and the publisher offers apologies where applicable.

ISBN 1 86402 130 6

# **BUR-5011**



[www.burrabooks.com.au](http://www.burrabooks.com.au)  
[mail@burrabooks.com.au](mailto:mail@burrabooks.com.au)



# STARTING WORD FAMILIES


This book has been designed to support the teacher in the introduction of the concepts of blending three letter words, c-v-c (consonant-vowel-consonant) and the recognition of “word families”.

This Blackline Master contains three sections:

The first section is a revision of single sounds at the beginning, middle and final positions in a word. Students need to have a thorough knowledge of single sounds before moving to the next steps of blending three letter words and recognising word families. (Of help may be BUR-5008 Starting Sounds Book One or BUR-5009 Starting Sounds Book Two).

The second section of this book introduces the concept of “word families”. All words in the families contain the same middle and final sounds (vowel-consonant). Word families enable students to begin to recognise patterns within words and to blend sounds together to make a word.

The final section of this book has many varied activities to help the student practice blending three letter words together and to use them in a meaningful way. Activities include cutting, pasting, word puzzles, colouring, drawing pictures, rhyming words, filling in the missing words, circling the correct words, matching pictures and words, and various other activities all designed to encourage the student to recognise patterns in words and blend the sounds together to make words.



<p>Can you read these rhyming words?</p>	<p>☺ cab ☺ dab ☺ jab ☺ lab ☺ nab ☺ tab</p>	<p>☺ had ☺ fad ☺ bad ☺ pad ☺ sad ☺ dad ☺ mad ☺ lad</p>	<p>☺ bag ☺ gag ☺ rag ☺ hag ☺ wag ☺ jag ☺ tag ☺ lag ☺ sag ☺ nag</p>	<p>☺ jam ☺ ham ☺ dam ☺ ram ☺ yam ☺ Sam</p>
<p>☺ ban ☺ ran ☺ can ☺ Dan ☺ fan ☺ Jan ☺ van ☺ Nan ☺ man ☺ tan ☺ pan</p>	<p>☺ cap ☺ gap ☺ sap ☺ map ☺ lap ☺ yap ☺ tap ☺ zap ☺ rap ☺ nap</p>	<p>☺ cat ☺ hat ☺ rat ☺ pat ☺ mat ☺ uat ☺ fat ☺ bat ☺ sat</p>	<p>☺ tax ☺ wax ☺ fax ☺ Max ☺ sax ☺ uax ☺ lax</p>	<p>☺ bib ☺ nib ☺ fib ☺ rib ☺ jib</p>
<p>☺ did ☺ hid ☺ kid ☺ lid ☺ rid ☺ bid ☺ Sid</p>	<p>☺ pig ☺ gig ☺ big ☺ jig ☺ fig ☺ dig ☺ wig ☺ rig</p>	<p>☺ rim ☺ Tim ☺ Kim ☺ dim ☺ him ☺ Jim ☺ vim</p>	<p>☺ bin ☺ din ☺ tin ☺ gin ☺ pin ☺ sin ☺ fin ☺ win ☺ kin</p>	<p>☺ lip ☺ hip ☺ nip ☺ kip ☺ sip ☺ pip ☺ tip ☺ zip ☺ dip</p>
<p>☺ bit ☺ sit ☺ kit ☺ pit ☺ fit ☺ lit ☺ wit ☺ hit</p>	<p>☺ cob ☺ dob ☺ rob ☺ fob ☺ sob ☺ hob ☺ mob ☺ lob ☺ nob ☺ job ☺ Bob</p>	<p>☺ cod ☺ nod ☺ pod ☺ rod ☺ sod</p>	<p>☺ dog ☺ hog ☺ bog ☺ fog ☺ cog ☺ jog ☺ log</p>	<p>☺ top ☺ lop ☺ pop ☺ sop ☺ cop ☺ mop ☺ bop ☺ hop</p>
<p>☺ hot ☺ dot ☺ not ☺ jot ☺ lot ☺ rot ☺ got ☺ tot ☺ cot ☺ pot</p>	<p>☺ rub ☺ dub ☺ tub ☺ pub ☺ hub ☺ bub ☺ sub ☺ cub</p>	<p>☺ bug ☺ pug ☺ dug ☺ rug ☺ hug ☺ tug ☺ jug ☺ lug ☺ mug</p>	<p>☺ hum ☺ mum ☺ rum ☺ sum ☺ gum ☺ yum</p>	<p>☺ bun ☺ sun ☺ fun ☺ run ☺ gun ☺ nun ☺ pun</p>
<p>☺ hut ☺ mut ☺ cut ☺ jut ☺ but ☺ nut ☺ gut ☺ rut</p>	<p>☺ bed ☺ Jed ☺ red ☺ Ned ☺ fed ☺ led ☺ Ted ☺ wed</p>	<p>☺ beg ☺ leg ☺ keg ☺ peg ☺ Meg</p>	<p>☺ hen ☺ ten ☺ pen ☺ Ben ☺ den ☺ Ken ☺ men ☺ Len ☺ Jen ☺ yen ☺ zen</p>	<p>☺ get ☺ yet ☺ met ☺ pet ☺ set ☺ jet ☺ wet ☺ bet ☺ let ☺ net ☺ uet</p>

**REVISION  
OF  
BEGINNING,  
MIDDLE  
AND  
FINAL  
SOUNDS**

Name: \_\_\_\_\_


Write 4 words  
that start with 'p'  
and draw the pictures.

ON THE  
BACK

Write the beginning sound for each picture.



..... **an**



..... **at**



..... **ed**




..... **eg**



..... **et**



..... **ug**



..... **un**



..... **ug**




..... **og**

Join the picture to it's beginning sound.



**e**



**a**



**w**



**f**




**k**



**u**



**y**







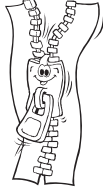









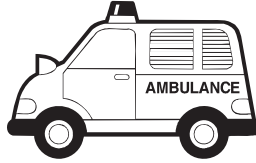

**p**

Name: \_\_\_\_\_

Write 4 words  
that start with 'b'  
and draw the pictures.

ON THE  
BACK

Colour in the pictures that begin with the sound in the box.

h				
z				
qu				
o				

Draw a picture for each beginning sound.

<b>b</b>	<b>i</b>	<b>j</b>
<b>k</b>	<b>c</b>	<b>m</b>



Name: \_\_\_\_\_


Write 4 words  
that start with 's'  
and draw the pictures.

ON THE  
BACK

Cut out the beginning sounds and paste them to make a word that matches the picture. Use the left over letters to make more words.



o g




i g



e t



o x



e n



e g

f p m o d l c b p  
b w t i o x a d l  
t n u t n e p r a

Name: \_\_\_\_\_






Write 4 words  
that start with 'm'  
and draw the pictures.

ON THE  
BACK

Circle the words that start with the letter in the centre.

<p>apple zebra</p> <p>dog</p> <p><b>a</b></p> <p>axe cup</p> <p>ambulance</p>	<p>robot</p> <p>sun</p> <p>ham <b>h</b> cat</p> <p>ant</p> <p>him hot</p>	<p>the</p> <p>rose</p> <p>mum <b>r</b> rat</p> <p>ask red</p> <p>rip boy</p>
---	---	--

Circle the correct beginning sound and finish writing the word.

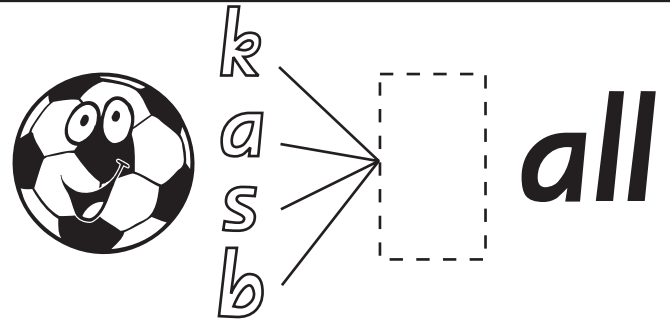
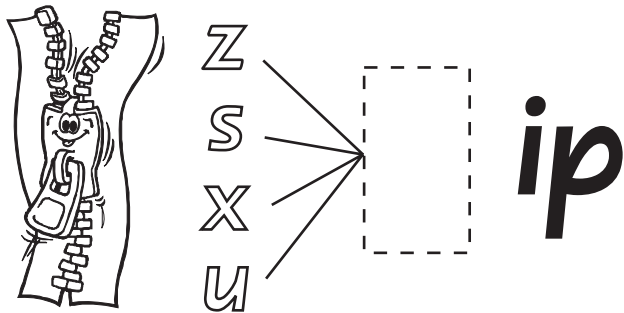
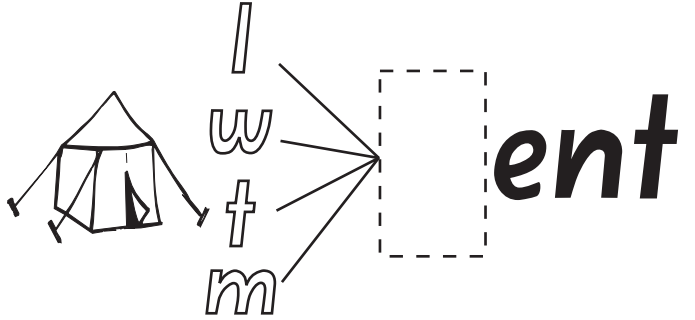
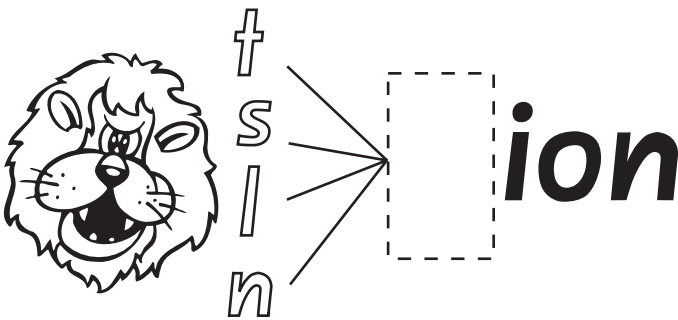
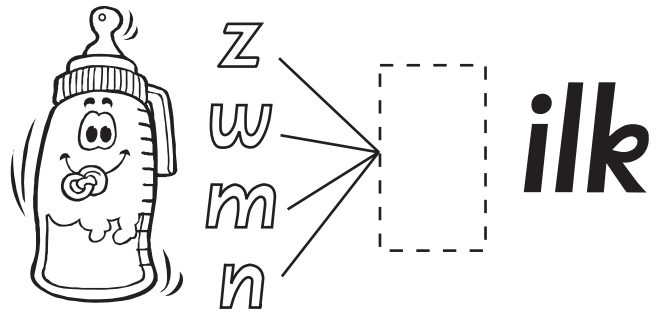
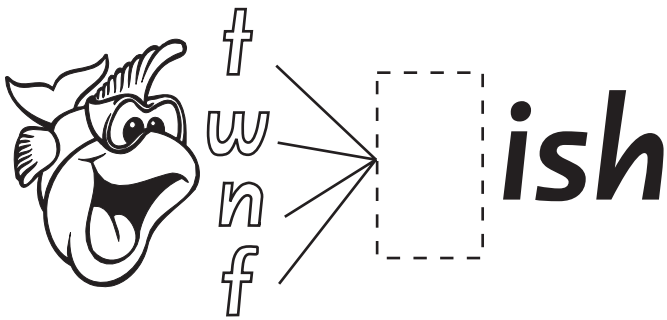
<p>i a b m</p>  <p>.....gloo</p>	<p>r t w o</p>  <p>.....op</p>	<p>v b n u</p>  <p>.....an</p>
<p>k g qu p</p>  <p>.....oat</p>	<p>w t o m</p>  <p>.....ctopus</p>	<p>o s n z</p> $\begin{array}{r} 6 \\ +5 \\ \hline \\ \hline \end{array}$ <p>.....um</p>

Name: \_\_\_\_\_




Write 4 words  
that start with 'i'  
and draw the pictures.

ON THE  
BACK

Join the correct beginning sound to the rest of the word.



Write the correct beginning sound.



Name: \_\_\_\_\_

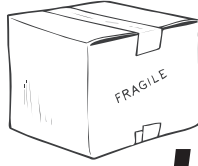
Write 4 words that have  
'a' in the middle  
and draw the pictures.

ON THE  
BACK

Write the middle sound for each picture.



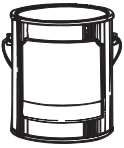
b.....t



b.....x



l.....g



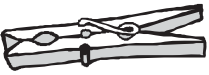
t.....n




r.....g



c.....t



p.....g

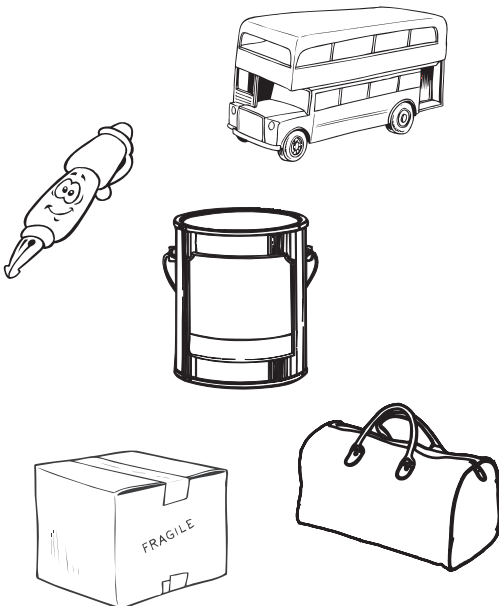


f.....n



n.....t

Join the picture to the correct middle sound.



a  
e  
i  
o  
u



u  
e  
i  
o  
a

Name: \_\_\_\_\_

Write 4 words that have 'i' in the middle and draw the pictures.

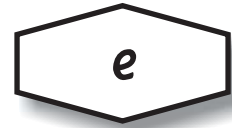
ON THE BACK

Connect the word and the middle sound that matches.



dig

fun



peg



mug



cat

mop

sap

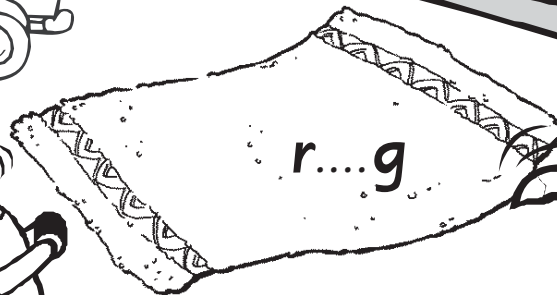



dot

fig



fed

Write the correct middle sound.

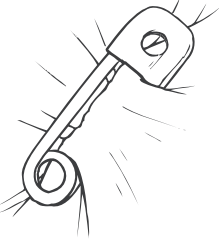


Name: \_\_\_\_\_

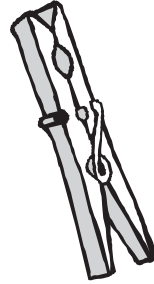
Write 4 words that have  
'e' in the middle  
and draw the pictures.

ON THE  
BACK

Cut out the middle sounds and paste them to make a word that matches the picture. Use the left over letters to make more words.



p      n



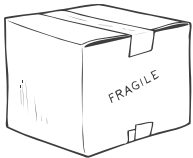
p      g



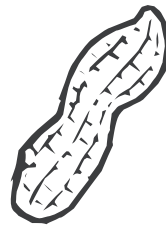
c      p



b      b



b      x



n      t





















j i u o e t c g p  
e u a s i t a e l  
m i t m e p p t a

Name: \_\_\_\_\_




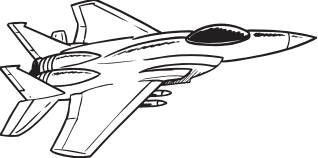


Write 4 words that have 'o' in the middle and draw the pictures.

ON THE BACK

Colour in the pictures that have their middle sound in the box.

u				
e				
i				
o				
a				

Circle the correct middle sound and finish writing the word.

a e o  t....p	a e i  b....n	o e a  f....x
e u o  j....t	i u e  b....g	i e a  p....n

Name: \_\_\_\_\_

Write 4 words that have  
'u' in the middle  
and draw the pictures.

ON THE  
BACK

Complete the words by writing the correct middle sounds.  
Write one word and draw the picture in the empty box.

a r...t  
m...p  
f...n c...t  
b...t s...t

.....

e b...t  
m...t  
r...d u...t  
b...g l...t

.....

i r...d  
p...p  
b...d s...t  
p...t  
h...t

.....

o m...p  
t...p  
d...t  
c...b  
s...b

.....

u f...n  
b...d b...t  
s...n  
t...b

.....

Write in the correct  
middle sound to  
make a word.

d...g  
c...t  
m...m  
s...t  
f...n  
l...g  
b...n  
c...p



Name: \_\_\_\_\_

Write 4 words  
that end with 't'  
and draw the pictures.

ON THE  
BACK

Write the final sound for each picture.



**bu**....



**cu**....



**ca**....




**pi**....



**we**....



**ba**....



**nu**....





**bu**....



**te**....

Join the picture to its final sound.




**b**

**t**



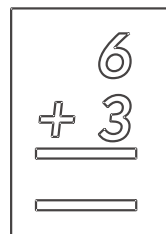
**g**

**s**



**p**

**d**



**m**



**n**

Name: \_\_\_\_\_

Write 4 words  
that end with 'b'  
and draw the pictures.

ON THE  
BACK

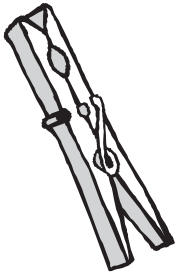
Cut out the final sounds and paste them to make a word that matches the picture. Use the left over letters to make more words.




m u



c a



p e



b e



h a



h e

n d n a g t e p c

n s g i a i t a t

h p t f t n b t u

Name: \_\_\_\_\_


Write 4 words  
that end with 'n'  
and draw the pictures.

ON THE  
BACK

Join the correct final sound to the rest of the word.


bu [ ]

t  
s  
e  
f




pi [ ]

g  
n  
i  
r




ca [ ]

d  
s  
m  
t




le [ ]

f  
t  
g  
a




pe [ ]

w  
n  
k  
m




ju [ ]

t  
g  
n  
b



Write the correct final sound.



ha...

be...

do...

ca...

pa...

Name: \_\_\_\_\_







Write 4 words  
that end with 'p'  
and draw the pictures.

ON THE  
BACK

Circle the words that end with the letter in the centre.

<p>money top lap flop <b>p</b> dog flip lip</p>	<p>rib hum web <b>b</b> bib hug wag rub</p>	<p>that scat mop rat tap <b>t</b> sit net bat sat</p>
<p>zoo kite ran fan fin <b>n</b> man ran pan spin</p>	<p>pets mum mass says dress <b>s</b> bus hiss sat</p>	<p>sad teddy rib said pad dad red girl pet</p>

Circle the correct final sound and finish writing the word.

















<p>t r p s  cu.....</p>	<p>r k o p  in.....</p>	<p>d i r s  be.....</p>
<p>n p m o  bi.....</p>	<p>r t a b  co.....</p>	<p>i p r o  ta.....</p>

Name: \_\_\_\_\_

Write 4 words  
that end with 'g',  
and draw the pictures.

ON THE  
BACK

Colour in the pictures that end with the sound in the box.

t				
b				
s				
g				

Finish these words with their final sound and then draw them.

do.....	bi.....	bu.....
ma.....	ra.....	cu.....


# **WORD FAMILIES**

Name: \_\_\_\_\_

Write 4 *ab* words and draw the pictures.

**ON THE BACK**

Fill the cab with *ab* words.



Colour the *ab* letters red and the beginning sound blue. Write the words again.

l	a	b	.....
d	a	b	.....
j	a	b	.....

t	a	b	.....
c	a	b	.....
n	a	b	.....

Cut out a sound and paste it next to the *ab* ending to make a word.

a	b	a	b	r	c	i
a	b	a	b	d	n	o
a	b	a	b	j	m	p
a	b	a	b	l	t	r




Name: \_\_\_\_\_

Write 4 *ad* words and draw the pictures.



Fill the pad with *ad* words.

*b*   *h*   *m*   *d*  
*p*   *f*   *s*   *l*



Colour the *ad* letters red and the beginning sound blue. Write the words again.

<i>m</i>	<i>a</i>	<i>d</i>	.....	<i>p</i>	<i>a</i>	<i>d</i>	.....
<i>s</i>	<i>a</i>	<i>d</i>	.....	<i>h</i>	<i>a</i>	<i>d</i>	.....
<i>d</i>	<i>a</i>	<i>d</i>	.....	<i>l</i>	<i>a</i>	<i>d</i>	.....

Cut out a sound and paste it next to the *ad* ending to make a word.

<i>a</i>	<i>d</i>	<i>a</i>	<i>d</i>	<i>d</i>	<i>l</i>	<i>n</i>
<i>a</i>	<i>d</i>	<i>a</i>	<i>d</i>	<i>e</i>	<i>b</i>	<i>k</i>
<i>a</i>	<i>d</i>	<i>a</i>	<i>d</i>	<i>g</i>	<i>qu</i>	<i>s</i>
<i>a</i>	<i>d</i>	<i>a</i>	<i>d</i>	<i>m</i>	<i>r</i>	<i>p</i>






Name: \_\_\_\_\_

Write 4 *ag* words and draw the pictures.

ON THE BACK

Fill the bag with *ag* words.



Colour the *ag* letters red and the beginning sound blue. Write the words again.

n	a	g	.....	b	a	g	.....
s	a	g	.....	r	a	g	.....
t	a	g	.....	w	a	g	.....

Cut out a sound and paste it next to the *ag* ending to make a word.

ag	ag	w	u	a
ag	ag	s	r	t
ag	ag	k	n	c
ag	ag	p	o	b



Name: \_\_\_\_\_

Write 4 *am* words and draw the pictures.

ON THE BACK

Fill the jam with *am* words.

A large jar is the central focus, with several 'am' words written inside it. Surrounding the jar are various letters: 's', 'd', 'h', 'j', 'r', and 'y'. To the left of the jar is a ham.

Colour the *am* letters red and the beginning sound blue. Write the words again.

h	a	m	.....	d	a	m	.....
s	a	m	.....	r	a	m	.....
j	a	m	.....	y	a	m	.....

Cut out a sound and paste it next to the *am* ending to make a word.


	a	m		a	m	P	d	y
	a	m		a	m	t	h	o
	a	m		a	m	u	j	f
	a	m		a	m	r	z	c

Name: \_\_\_\_\_

Write 4 *an* words and draw the pictures.

ON THE BACK

Fill the van with *an* words.



Colour the *an* letters red and the beginning sound blue. Write the words again.

f a n

r a n

v a n

c a n

p a n

t a n

Cut out a sound and paste it next to the *an* ending to make a word.

a n

a n

f g p

a n

a n

c m i

a n

a n

r h t

w u l

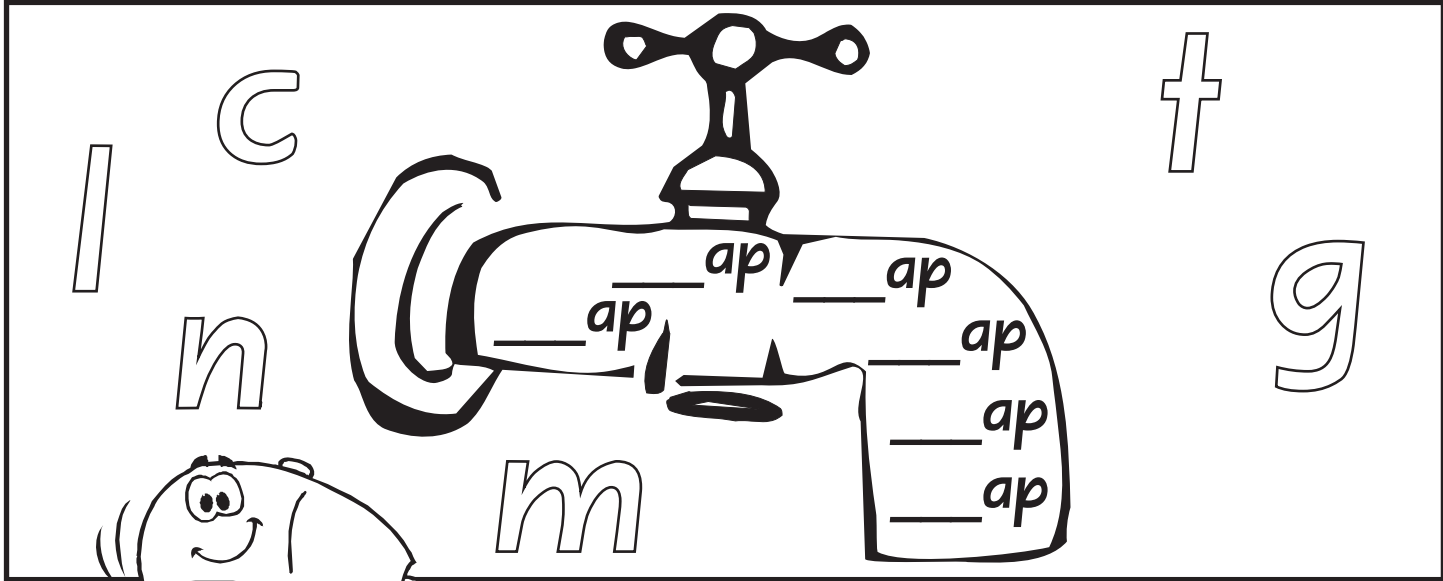


Name: \_\_\_\_\_

Write 4 *ap* words and draw the pictures.

ON THE BACK

Fill the tap with *ap* words.



Colour the *ap* letters red and the beginning sound blue. Write the words again.

l	a	p	.....	g	a	p	.....
t	a	p	.....	n	a	p	.....
c	a	p	.....	m	a	p	.....

Cut out a sound and paste it next to the *ap* ending to make a word.

	a	p		a	p	r	e	t
	a	p		a	p	f	c	b
	a	p		a	p	z	a	s
	a	p		a	p	p	l	u

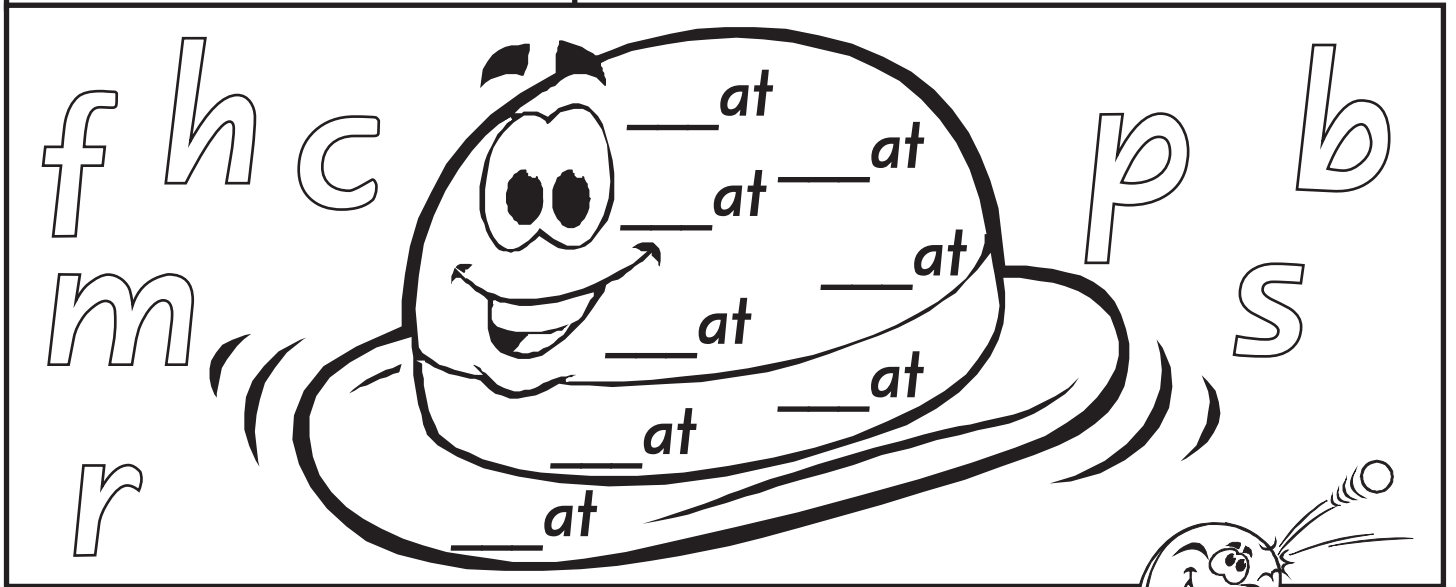


Name: \_\_\_\_\_


Write 4 at words and draw the pictures.



Fill the hat with at words.



Colour the at letters red and the beginning sound blue. Write the words again.



s a t

h a t

p a t

r a t

b a t

c a t

Cut out a sound and paste it next to the at ending to make a word.

a t

a t

h g s

a t

a t

c i j


a t

a t

z f b

p n qu

Fill the fax with 'ax' words.



Colour the 'ax' letters red and the beginning sound blue. Write the words again.


w	a	x	.....	M	a	x	.....
f	a	x	.....	t	a	x	.....
s	a	x	.....	l	a	x	.....

Cut out a sound and paste it next to the 'ax' ending to make a word.

a	x	a	x	t	d	f
a	x	a	x	p	y	g
a	x	a	x	s	M	n
a	x	a	x	w	o	u

Fill the bib with **ib** words.

Colour the **ib** letters red and the beginning sound blue. Write the words again.



f	i	b	.....	r	i	b	.....
n	i	b	.....	b	i	b	.....
j	i	b	.....	d	i	bs	.....

Cut out a sound and paste it next to the **ib** ending to make a word.

<b>ib</b>	<b>ib</b>	<b>c</b>	<b>n</b>	<b>s</b>
<b>ib</b>	<b>ib</b>	<b>f</b>	<b>r</b>	<b>d</b>
<b>ib</b>	<b>ibs</b>	<b>z</b>	<b>g</b>	<b>j</b>
		<b>r</b>	<b>b</b>	<b>e</b>



Name: \_\_\_\_\_

Write 4 id words and draw the pictures.



Fill the lid with id words.

Colour the id letters red and the beginning sound blue. Write the words again.


h	i	d	.....	k	i	d	.....
r	i	d	.....	b	i	d	.....
d	i	d	.....	l	i	d	.....

Cut out a sound and paste it next to the id ending to make a word.

i	d	i	d	k	r	b
i	d	i	d	f	d	p
i	d	i	d	h	l	x
i	d	i	d	g	z	e



Fill the pig with **ig** words.



Colour the **ig** letters red and the beginning sound blue. Write the words again.

w	i	g	.....	f	i	g	.....
j	i	g	.....	p	i	g	.....
b	i	g	.....	d	i	g	.....

Cut out a sound and paste it next to the **ig** ending to make a word.

ig	ig	j	t	p
ig	ig	o	d	c
ig	ig	z	b	r
ig	ig	w	s	x




Name: \_\_\_\_\_

Write 4 'im' words and draw the pictures.

ON THE BACK

Fill Jim with 'im' words.



Colour the 'im' letters red and the beginning sound blue. Write the words again.

J	i	m	.....	T	i	m	.....
d	i	m	.....	u	i	m	.....
h	i	m	.....	r	i	m	.....

Cut out a sound and paste it next to the 'im' ending to make a word.

im	im	d	T	K
im	im	p	s	r
im	im	m	h	o
		J	e	z




Name: \_\_\_\_\_

Write 4 *in* words and draw the pictures.



Fill the bin with *in* words.



Colour the *in* letters red and the beginning sound blue. Write the words again.

w	i	n	.....	f	i	n	.....
t	i	n	.....	p	i	n	.....
b	i	n	.....	d	i	n	.....

Cut out a sound and paste it next to the *in* ending to make a word.

<i>in</i>	<i>in</i>	t	k	z
<i>in</i>	<i>in</i>	r	b	p
<i>in</i>	<i>in</i>	j	qu	i
		w	e	f

Name: \_\_\_\_\_

Write 4 ip words and draw the pictures.

**ON THE BACK**

Fill the zip with ip words.

d t n

h r l

\_\_\_ip

\_\_\_ip

\_\_\_ip

\_\_\_ip

Colour the ip letters red and the beginning sound blue. Write the words again.

s   i   p	l   i   p		
.....	.....		
d   i   p	r   i   p		
.....	.....		
z   i   p	p   i   p		
.....	.....		

Cut out a sound and paste it next to the ip ending to make a word.

ip	ip	s	d	l
ip	ip	r	m	n
ip	ip	l	o	u
ip	ip	a	t	j

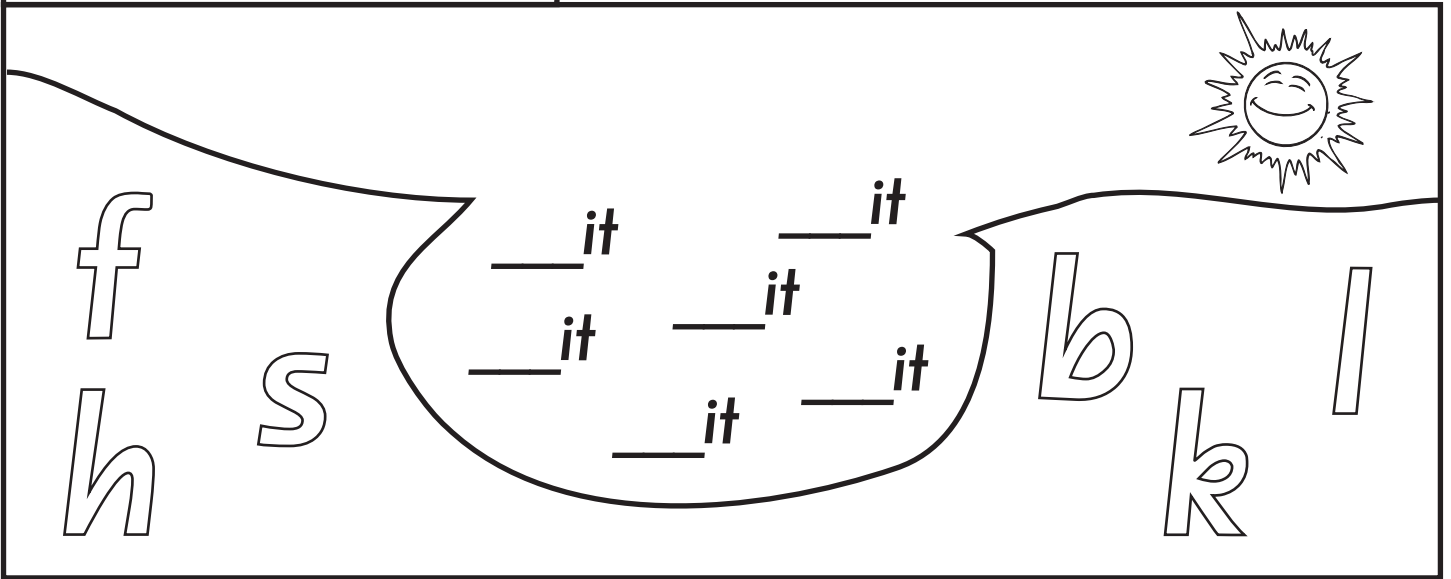


Name: \_\_\_\_\_

Write 4 *it* words and draw the pictures.



Fill the pit with *it* words.



Colour the *it* letters red and the beginning sound blue. Write the words again.

<i>h</i>	<i>i</i>	<i>t</i>	.....	<i>b</i>	<i>i</i>	<i>t</i>	.....
<i>s</i>	<i>i</i>	<i>t</i>	.....	<i>l</i>	<i>i</i>	<i>t</i>	.....
<i>f</i>	<i>i</i>	<i>t</i>	.....	<i>k</i>	<i>i</i>	<i>t</i>	.....

Cut out a sound and paste it next to the *it* ending to make a word.

<i>i</i>	<i>t</i>	<i>i</i>	<i>t</i>	<i>e</i>	<i>r</i>	<i>s</i>
<i>i</i>	<i>t</i>	<i>i</i>	<i>t</i>	<i>j</i>	<i>p</i>	<i>g</i>
<i>i</i>	<i>t</i>	<i>i</i>	<i>t</i>	<i>b</i>	<i>u</i>	<i>h</i>
<i>i</i>	<i>t</i>	<i>i</i>	<i>t</i>	<i>k</i>	<i>f</i>	<i>c</i>

Name: \_\_\_\_\_

Write 4 'ix' or 'ox' words and draw the pictures.

ON THE  
BACK

Fill the six with 'ix' words.

Colour the 'ix' and 'ox' letters red and the beginning sound blue. Write the words again.

m	i	x	.....	b	o	x	.....
s	i	x	.....	f	o	x	.....
f	i	x	.....	p	o	x	.....

Fill the box with 'ox' words.

Write **ob** words around Bob.

\_\_\_\_\_ob      \_\_\_\_\_ob  
\_\_\_\_\_ob      \_\_\_\_\_ob  
\_\_\_\_\_ob      \_\_\_\_\_ob

Colour the **ob** letters red and the beginning sound blue. Write the words again.

h	o	b	.....	b	o	b	.....
s	o	b	.....	l	o	b	.....
f	o	b	.....	c	o	b	.....

Cut out a sound and paste it next to the **ob** ending to make a word.

o	b	o	b	p	j	c
o	b	o	b	m	e	t
o	b	o	b	d	s	r
o	b	o	b	w	u	k



Name: \_\_\_\_\_

Write 4 'od' words and draw the pictures.



Write 'od' words around the rod.

Illustration of a bean and a fisherman. Letters: r, c, n, p, s, G. Four blank lines for writing 'od' words.

Colour the 'od' letters red and the beginning sound blue. Write the words again.

n	o	d	.....	r	o	d	.....
c	o	d	.....	p	o	d	.....
s	o	d	.....	G	o	d	.....

Cut out a sound and paste it next to the 'od' ending to make a word.

o	d	o	d	n	j	p
o	d	o	d	G	s	c
o	d	o	d	r	w	o
o	d	o	d	x	t	b





Name: \_\_\_\_\_

Write 4 og words and draw the pictures.



Fill the dog with og words.

Colour the og letters red and the beginning sound blue. Write the words again.

h o g

b o g

j o g

l o g

f o g

d o g

Cut out a sound and paste it next to the og ending to make a word.

o g

o g

d f l

o g

o g

b k c

o g

o g

j g z

t n i



Name: \_\_\_\_\_

Write 4 *op* words and draw the pictures.



Write *op* words around the mop.

\_\_\_\_\_op      \_\_\_\_\_op  
 \_\_\_\_\_op      \_\_\_\_\_op  
 \_\_\_\_\_op      \_\_\_\_\_op

Colour the *op* letters red and the beginning sound blue. Write the words again.

t	o	p	.....	l	o	p	.....
p	o	p	.....	b	o	p	.....
m	o	p	.....	h	o	p	.....

Cut out a sound and paste it next to the *op* ending to make a word.

o	p	o	p	h	t	a
o	p	o	p	g	j	p
o	p	o	p	z	m	b
o	p	o	p	l	n	e



Name: \_\_\_\_\_

Write 4 **ot** words and draw the pictures.



Fill the pot with **ot** words.

Colour the **ot** letters red and the beginning sound blue. Write the words again.

g o t

h o t

c o t

n o t

l o t

d o t

Cut out a sound and paste it next to the **ot** ending to make a word.

o t

o t

p g j

o t

o t

x r b

o t

o t

e f c

n i m


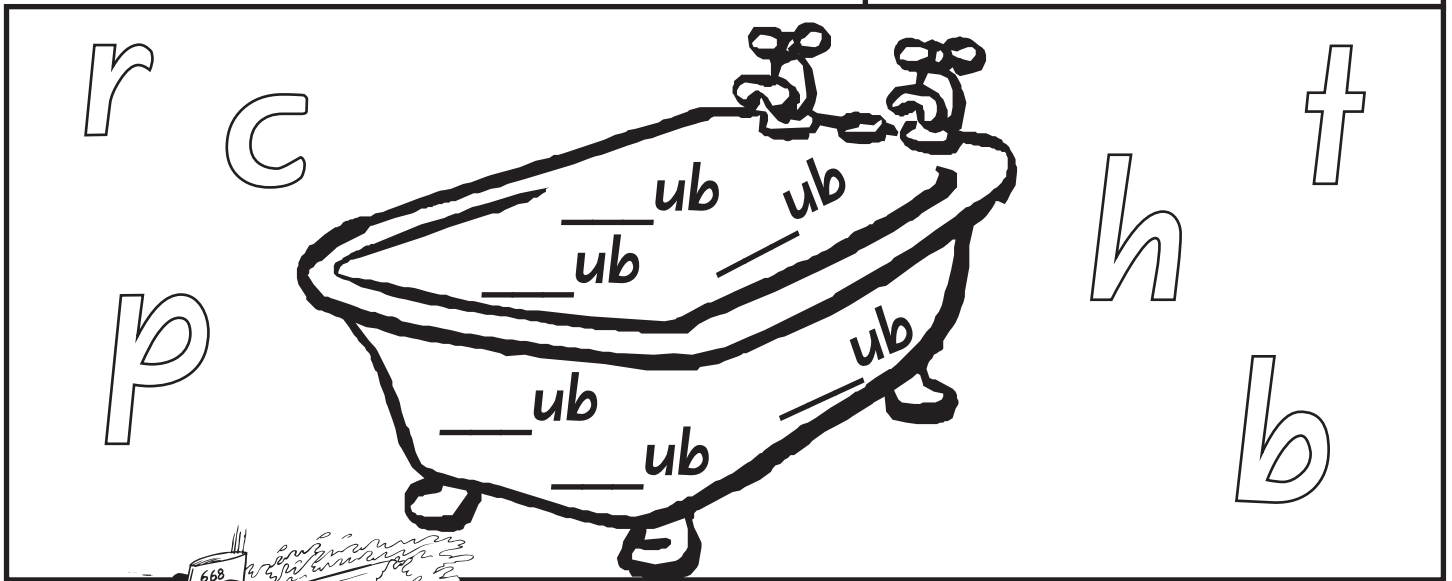


Name: \_\_\_\_\_

Write 4 *ub* words and draw the pictures.



Fill the tub with *ub* words.



Colour the *ub* letters red and the beginning sound blue. Write the words again.

s	u	b	.....	p	u	b	.....
c	u	b	.....	t	u	b	.....
r	u	b	.....	b	u	b	.....

Cut out a sound and paste it next to the *ub* ending to make a word.

u	b	u	b	b	e	c
u	b	u	b	w	h	r
u	b	u	b	t	l	f
u	b	u	b	g	p	z



Name: \_\_\_\_\_

Write 4 **ug** words and draw the pictures.



Fill the jug with **ug** words.

Colour the **ug** letters red and the beginning sound blue. Write the words again.

h u g

b u g

j u g

r u g

d u g

t u g

Cut out a sound and paste it next to the **ug** ending to make a word.

u g

u g

d h r

u g

u g

j g n

u g

u g

i o w  
t k b



Name: \_\_\_\_\_

Write 4 'ud' words and draw the pictures.



Fill the suds with 'ud' words.

A cluster of bubbles. Some bubbles contain the letters 'ud' or 'uds'. Other bubbles are blank. Surrounding the cluster are the letters 'c', 'd', 'm', 'b', and 's'.



Colour the 'ud' letters red and the beginning sound blue. Write the words again.

m	u	d	.....	c	u	d	.....
s	u	ds	.....	d	u	d	.....
b	u	d	.....				.....

Cut out a sound and paste it next to the 'ud' ending to make a word.

u	d	u	d	b	f	c
u	d	u	ds	e	d	n
u	d			o	m	s
				j	p	g



Name: \_\_\_\_\_

Write 4 *um* words and draw the pictures.



Write *um* words around the mum.

r g    um    um    um

h y    um    um    um

m s    um



Colour the *um* letters red and the beginning sound blue. Write the words again.

s	u	m	.....	y	u	m	.....
g	u	m	.....	h	u	m	.....
r	u	m	.....	m	u	m	.....

Cut out a sound and paste it next to the *um* ending to make a word.

<u>   </u>	u	m	<u>   </u>	u	m	r	w	m
<u>   </u>	u	m	<u>   </u>	u	m	e	h	n
<u>   </u>	u	m	<u>   </u>	u	m	s	g	t
<u>   </u>	u	m	<u>   </u>	u	m	p	q	y



Name: \_\_\_\_\_

Write 4 **un** words and draw the pictures.



Fill the sun with **un** words.

Colour the **un** letters red and the beginning sound blue. Write the words again.

s	u	n	.....	b	u	n	.....
g	u	n	.....	f	u	n	.....
r	u	n	.....	n	u	n	.....

Cut out a sound and paste it next to the **un** ending to make a word.

u	n	u	n	b	w	h	
u	n	u	n	i	x	n	
u	n	u	n	s	f	r	
u	n	u	n	z	q	u	g





Name: \_\_\_\_\_

Write 4 *ut* words and draw the pictures.

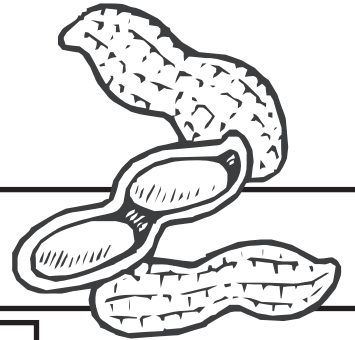


Fill the hut with *ut* words.

ut ut ut ut ut

r c n h g b

Colour the *ut* letters red and the beginning sound blue. Write the words again.



h u t

n u t

c u t

g u t

r u t

b u t

Cut out a sound and paste it next to the *ut* ending to make a word.

u t

u t

g r c

u t

u t

e s t

u t

u t

d n h




Name: \_\_\_\_\_

Write 4 *ed* words and draw the pictures.



Fill the bed with *ed* words.



Colour the *ed* letters red and the beginning sound blue. Write the words again.

f	e	d	.....	l	e	d	.....
b	e	d	.....	w	e	d	.....
r	e	d	.....	J	e	d	.....

Cut out a sound and paste it next to the *ed* ending to make a word.

e	d	e	d	r	s	l
e	d	e	d	p	f	w
e	d	e	d	b	x	i
e	d	e	d	qu	N	T



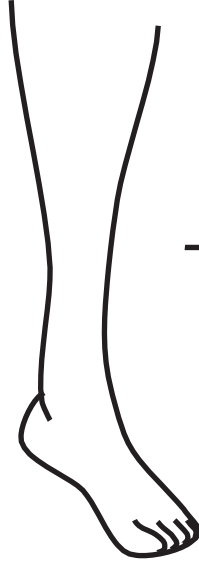
Name: \_\_\_\_\_

Write 4 *eg* words and draw the pictures.



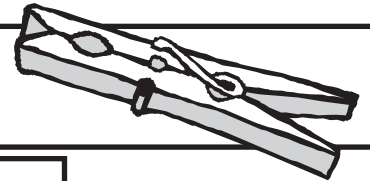
Write *eg* words around the leg.

k b M  
l p



\_\_\_eg  
\_\_\_eg  
\_\_\_eg  
\_\_\_eg

Colour the *eg* letters red and the beginning sound blue. Write the words again.



p	e	g	.....	l	e	g	.....
M	e	g	.....	k	e	g	.....
b	e	g	.....				

Cut out a sound and paste it next to the *eg* ending to make a word.

eg	eg	e	p	g
eg	eg	M	c	b
eg		a	l	d
		f	k	h

Name: \_\_\_\_\_

Write 4 *en* words and draw the pictures.

ON THE BACK

Write *en* words around the hen.

h m t B y \_\_\_\_\_en  
\_\_\_\_\_en \_\_\_\_\_en \_\_\_\_\_en \_\_\_\_\_en  
\_\_\_\_\_en \_\_\_\_\_en \_\_\_\_\_en \_\_\_\_\_en

Colour the *en* letters red and the beginning sound blue. Write the words again.

h	e	n	.....	B	e	n	.....
t	e	n	.....	p	e	n	.....
d	e	n	.....	m	e	n	.....

Cut out a sound and paste it next to the *en* ending to make a word.

e	n	e	n	n	d	m
e	n	e	n	t	h	s
e	n	e	n	a	c	l
e	n	e	n	p	y	g



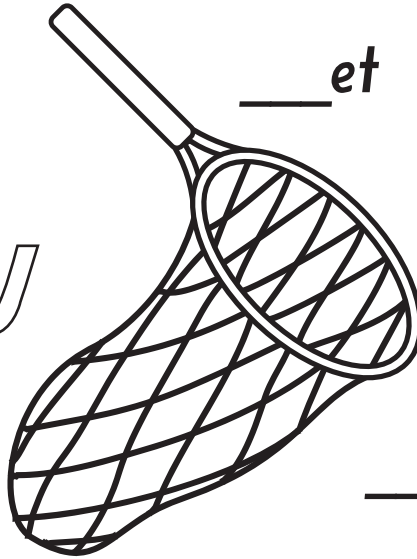
Name: \_\_\_\_\_

Write 4 *et* words and draw the pictures.



Write *et* words around the net.

g m  
b u  
p w



\_\_\_et    \_\_\_et    \_\_\_et  
\_\_\_et  
\_\_\_et



Colour the *et* letters red and the beginning sound blue. Write the words again.

g e t

l e t

y e t

v e t

p e t

s e t

Cut out a sound and paste it next to the *et* ending to make a word.

e t

e t

p t w

e t

e t

f n r

e t

e t

m qu g

z s a


**THREE  
LETTER  
WORD  
ACTIVITIES**

Name: \_\_\_\_\_


Draw a cat  
on a web.

ON THE  
BACK


Cut out the sounds and paste them to make a word that matches the picture. Use the left over letters to make more words.




--	--	--




--	--	--




--	--	--



--	--	--



--	--	--



--	--	--

c n p w a u m l x

i t o g b p e e i

s e t n z i o t s

Name: \_\_\_\_\_

Draw a bib  
on a box.

ON THE  
BACK

Join the letters together to make words. Write the words again.

s an

.....

c it

.....

p op

.....

m ig


.....

t up


.....

Circle the correct word that matches the picture. Write the word.

lip map web bib Sam mug



.....



.....



.....



.....



.....



.....



Name: \_\_\_\_\_

Draw ten  
pigs in  
a box.



Decode the words and draw the picture.

1 = a	2 = b	3 = c	4 = d	5 = e	6 = f	7 = g	8 = h	9 = i	10 = j	11 = k	12 = l	13 = m
14 = n	15 = o	16 = p	17 = q	18 = r	19 = s	20 = t	21 = u	22 = v	23 = w	24 = x	25 = y	26 = z
$\begin{matrix} \dots & \dots & \dots \\ 8 & 21 & 20 \end{matrix}$				$\begin{matrix} \dots & \dots & \dots \\ 2 & 1 & 20 \end{matrix}$				$\begin{matrix} \dots & \dots & \dots \\ 23 & 9 & 7 \end{matrix}$				
$\begin{matrix} \dots & \dots & \dots \\ 16 & 15 & 20 \end{matrix}$				$\begin{matrix} \dots & \dots & \dots \\ 6 & 9 & 14 \end{matrix}$				$\begin{matrix} \dots & \dots & \dots \\ 14 & 1 & 14 \end{matrix}$				
$\begin{matrix} \dots & \dots & \dots \\ 10 & 15 & 7 \end{matrix}$				$\begin{matrix} \dots & \dots & \dots \\ 19 & 9 & 20 \end{matrix}$				$\begin{matrix} \dots & \dots & \dots \\ 18 & 1 & 20 \end{matrix}$				

Write the answers to these word sums.

$p + ig = \dots\dots\dots$	$r + am = \dots\dots\dots$
$t + ap = \dots\dots\dots$	$m + et = \dots\dots\dots$
$b + ox = \dots\dots\dots$	$b + us = \dots\dots\dots$
$f + ed = \dots\dots\dots$	$w + et = \dots\dots\dots$
$p + op = \dots\dots\dots$	$t + en = \dots\dots\dots$
$d + id = \dots\dots\dots$	$l + it = \dots\dots\dots$

Name: \_\_\_\_\_

Draw a bug  
in a pan. **ON THE  
BACK**

Find these 3-letter words and colour them in.

e	j	m	o	p	a	t
c	a	t	m	e	n	c
u	l	w	e	b	u	g
p	n	r	a	n	k	b
t	o	p	a	n	p	d
t	e	n	p	i	g	c
h	u	t	n	h	a	t

- \* ran
- \* top
- \* men
- \* cat
- \* bug
- \* pan
- \* hut
- \* hat
- \* pat
- \* mop
- \* ten
- \* web
- \* pig

Join the words to their pictures. Write the words again.

men



.....

bug



.....

pan



.....

hut



.....

Name: \_\_\_\_\_

Draw a mad  
rat in a pot.



Colour in the boxes to make the word. Write it again.

pot	p	e	o	b	t	r	pot
fix	e	f	r	i	t	x	
led	l	e	o	o	b	d	
kit	k	i	l	n	t	r	
mad	i	j	m	f	a	d	
sum	s	i	a	u	m	n	
rat	n	r	o	a	t	z	
red	r	e	w	d	b	p	

Colour the word family letters red and the beginning sound green. Write the words again.

d	o	g	.....	r	a	m	.....
c	u	p	.....	l	e	g	.....
r	i	p	.....	h	o	t	.....

Write the two words that rhyme in each line.





Jim lip hit fin dim	.....	.....
map fat lap lip fun	.....	.....
met ten gun pen run	.....	.....
jug but hut got wed	.....	.....

Name: \_\_\_\_\_

Draw a tree with  
'ed' words on it.

ON THE  
BACK

Cut out the words and paste them on the correct word family tree.



Name: \_\_\_\_\_

Draw a hat  
on a pot.

ON THE  
BACK

Circle the correct word that matches the picture. Write the word.




bin  
bit  
big

.....



hop  
hot  
dog

.....




hat  
pat  
hut

.....



men  
mat  
mug

.....



web  
wet  
met

.....



pig  
pan  
pot

.....

Unjumble these words and write them again.

p p u

.....

t b u

.....

b r o

.....

d g i

.....

b t a

.....

g p e

.....

t i s

.....

t g o

.....

u b n


.....

Name: \_\_\_\_\_

Write down all of  
the *ib*, *ab*, *ob* and *ub*  
words that you coloured.

ON THE  
BACK

Colour the balloons to match their word families.



Colour the *ib* balloons red.  
Colour the *ob* balloons blue.  
Colour the *ub* balloons yellow.  
Colour the *ab* balloons green.

Name: \_\_\_\_\_

Draw ten hens  
in a pen.

ON THE  
BACK

Cut out the words and paste them into their correct jars.



jug	fan
van	man
bug	ten
men	mug
tan	tug
pen	hen

Name: \_\_\_\_\_

Draw a bug  
in a mug on a rug.

ON THE  
BACK




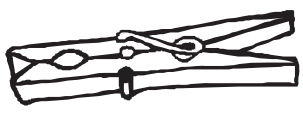


Do these words rhyme? Write yes or no.

- |                |            |                 |       |
|----------------|------------|-----------------|-------|
| 1. jab and jam | ....No.... | 2. lip and sip  | ..... |
| 3. bet and beg | .....      | 4. sit and fit  | ..... |
| 5. fox and box | .....      | 6. tag and tap  | ..... |
| 7. tin and fin | .....      | 8. pig and wig  | ..... |
| 9. mop and man | .....      | 10. men and ten | ..... |

Write the words that rhyme with the top word.

mad	big	pot	but

Colour the word and the picture it rhymes with so they match.

fed		bug	
tap			
leg		dig	
			dog



Name: \_\_\_\_\_






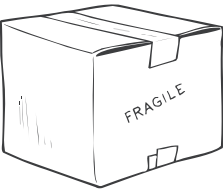
Draw a pot in  
a box with six dots.

ON THE  
BACK

Write the correct ending for these words.

ab	at	ob	ot	un	ub
b.....	d.....	b.....	d.....	b.....	s.....
h.....	m.....	h.....	m.....	h.....	f.....
d.....	r.....	d.....	r.....	t.....	r.....

Draw a circle around the correct word.

 <p>bus bun</p>	 <p>pod pot</p>	 <p>hen hem</p>
 <p>fit fan</p>	 <p>bat bag</p>	 <p>bop box</p>

Draw a circle around the words that belong to the same word family.


am	hat	map	dam	ram	bat	ham	fan
et	pet	bed	men	bet	set	net	pen
id	hit	did	lip	hid	bin	lid	dim
op	top	mop	got	fox	cod	log	pop
ug	cut	rug	gum	tug	mug	bud	bug

Name: \_\_\_\_\_

Draw six red mops.

ON THE BACK

Colour the fish to match their word families.




Colour *ap* fish red.



Colour *ip* fish blue.



Colour *op* fish green.



Colour *up* fish yellow.



Write all of the words that you coloured in.

.....	.....	.....
.....	.....	.....
.....	.....	.....
.....	.....	.....

Name: \_\_\_\_\_

Draw a mad hen in a tin pen.

ON THE BACK

Colour the words that rhyme in each line.

dot	get	sip	pot	red	hot	mad	not
cub	rub	mud	pub	fed	tub	sad	ran
men	met	ten	tab	hen	pen	hot	led
sax	sat	fax	map	tax	tin	wax	pat

Write yes or no.

1. A cup can run? .....
2. A cat is a pet? .....
3. Jim can hit? .....
4. A fan can get a tan? .....
5. A dog can yap? .....



Colour all the rhyming pictures in each row. Write the words.

 .....	 .....	 .....	 .....	 .....	 .....
 .....	 .....	 .....	 .....	 .....	 .....
 .....	 .....	 .....	 .....	 .....	 .....


Name: \_\_\_\_\_

Draw a bug  
in Sam's jam.


ON THE  
BACK

Cut out the words and paste them into their correct flower beds.


it





am




ug




ob




sit

rob

dug

rug

bug

cob

job

jam

dam

fit

Sam

dob

tug

lit

pit

yam

Name: \_\_\_\_\_

Draw a man and a cat in a van.

ON THE BACK

Use different coloured pencils to join the rhyming words.


bat	run
bun	pat
fat	jet
met	sip
sun	rip
set	fun
nun	set
bet	vet
hip	gun
dip	lip
pip	mat
get	yet

Join the beginning sound to some endings to make words. Write the words.

<p><b>m</b></p> <p>ap ag at op</p> <p>.....</p> <p>.....</p>	<p><b>t</b></p> <p>og op ag en</p> <p>.....</p> <p>.....</p>
<p><b>s</b></p> <p>un op it at</p> <p>.....</p> <p>.....</p>	<p><b>p</b></p> <p>op as at ig</p> <p>.....</p> <p>.....</p>
<p><b>g</b></p> <p>et ot en ap</p> <p>.....</p> <p>.....</p>	<p><b>c</b></p> <p>ut ap at en</p> <p>.....</p> <p>.....</p>

Write the missing words.

1. Max sat on his .....
2. The ..... cut my leg.
3. Bob has a pet .....
4. Dad is ..... in his bed.
5. .... had a red .....



tin  
bug  
not  
Sam  
hat  
leg

Name: \_\_\_\_\_

Draw a kid  
in the sun.



Colour the word families.

*ab* = green

*un* = yellow

*id* = blue

*et* = orange

*op* = red

<i>tab</i>	<i>did</i>	<i>hop</i>	<i>jet</i>	<i>pop</i>
<i>sun</i>	<i>fun</i>	<i>bet</i>	<i>hid</i>	<i>lab</i>
<i>run</i>	<i>cab</i>	<i>mop</i>	<i>wet</i>	<i>bun</i>
<i>pet</i>	<i>top</i>	<i>dab</i>	<i>rid</i>	<i>kid</i>

Write the words you found in their correct word families.







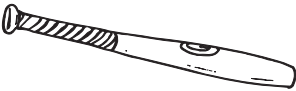

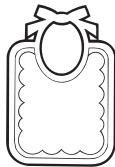
<i>ab</i>	<i>id</i>	<i>op</i>	<i>un</i>	<i>et</i>

Name: \_\_\_\_\_

Draw a dog with a tag in the sun.



Write the words to match the pictures.

			tag lip dog sun net hut bat leg bib
			
			

Join the letters to their correct endings to make words. Write the words.

d      p      w  
 (ig)   (in)   (en)   p   h  
 b   t   f   s   t   (et)   t   (ap)   (an)  
 r      m   g

Write the *ig* words: .....


Write the *in* words: .....

Write the *en* words: .....

Write the *et* words: .....

Write the *ap* words: .....

Write the *an* words: .....



Name: \_\_\_\_\_

Draw a bug in Nan's pan. **ON THE BACK**

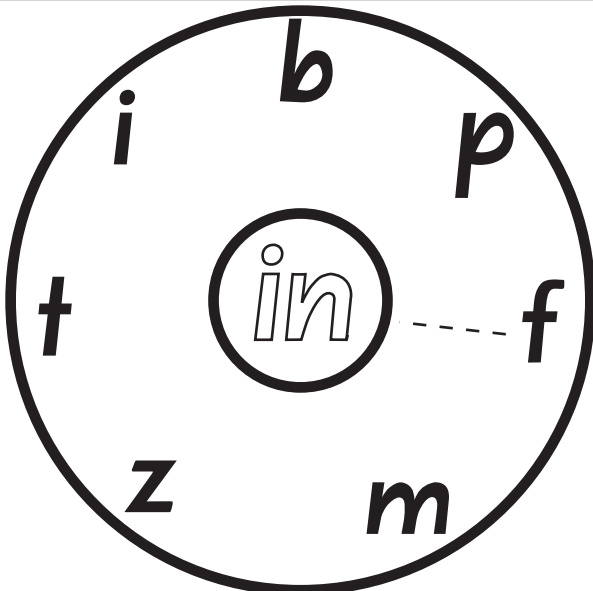
Read the sentence. Circle all of the 'an' words.  
Write the 'an' words again. Draw a picture for the 'an' sentence.

Dan ran to see his Nan to get a pan.

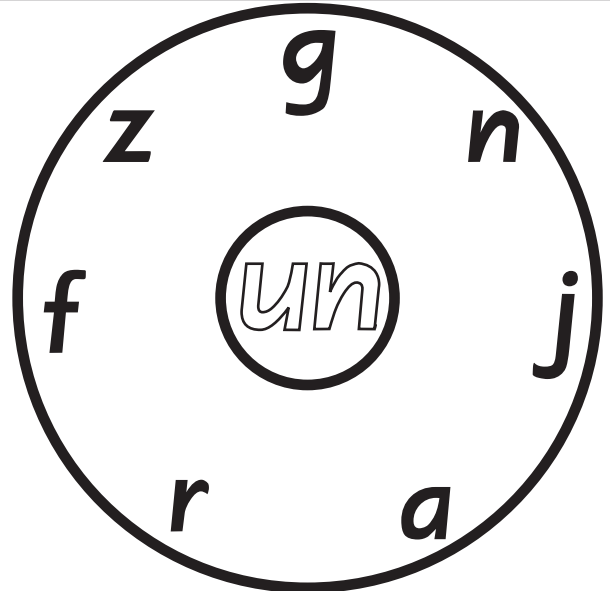
.....  
.....



Draw a line from the beginning sound to the word family.  
Write the words that you make underneath.



*fin* .....



.....  
.....

Read the sentence. Circle all of the 'en' words.  
Write the 'en' words again. Draw a picture for the 'en' sentence.

Ben has ten hens in a pen.

.....  
.....





Name: \_\_\_\_\_

Draw a fox in  
a pit dug by ten men.

ON THE  
BACK

Cut out these words and paste them together into their word families.

dam

hum

vet

tap

Sam

yet

lap

bit

hug

pot

rim

dot

bug

yam

wet

bet

hen

sit

gap

dim

sap

got

him

jam

rug

gum

dug

not

sum

pit

hit

Tim

den

pen

box

men

fox

yum

ham




hot

Name: \_\_\_\_\_

Draw a dog  
on a rug.

ON THE  
BACK

Cut out the pictures and words. Paste the matching ones together.



A cap is on a can.

A bug is on a bed.

A cat is on a rug.

A pig is on a web.

Name: \_\_\_\_\_

Draw a red bed  
in the hot sun.

ON THE  
BACK

Draw a line from the beginning sound to the word family.  
Write the words that you make underneath.

h	e	p
j	op	m
f	n	t


l	w	p
g	ed	r
b	c	k

.....


.....

Colour the shape with the correct word.

1. Kim hit the **tin** **tip**.
2. The dog begs to be **leg** **fed**.
3. Mum met a big **pin** **pig**.
4. Pat sat in a red **vat** **van**.
5. Jan had a bag and a **ham** **had**.



A pig on a pot.




Name: \_\_\_\_\_

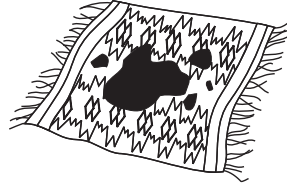
Draw a rat  
on a box.

**ON THE  
BACK**

Unjumble these sentences and re-write them.



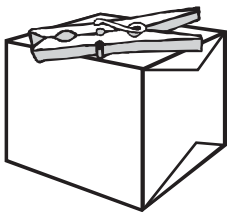
van big.  
is The



The on  
mud rug.  
is the

.....  
.....  
.....

.....  
.....  
.....




peg on  
box. a A



rat bag.  
is The  
the in

.....  
.....  
.....

.....  
.....  
.....



ham pan.  
The on  
is the



on bug  
a log.  
The is

.....  
.....  
.....


.....  
.....  
.....

Name: \_\_\_\_\_

Write the sentences again  
and draw the pictures.

ON THE  
BACK

Cut out the words on the other sheet  
and paste them to make these sentences.



A fat cat is in the bin.

--	--	--	--	--	--	--



The big pig is in the sun.

--	--	--	--	--	--	--



Can you run to the bus?

--	--	--	--	--	--



Make your own sentence with the words that are left.

Name: \_\_\_\_\_

Draw a rat with  
a bat on a mat.

ON THE  
BACK

Colour the matching words  
and pictures the same.

The bat the

The is you

rat bus? bin.

big Can and

the in is

fat A in

the cat run

pig to sun.


are a bag.

in

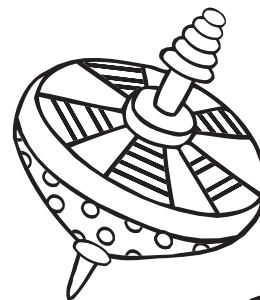
Use these words  
to make sentences  
on the other page.



top





mop



map

cup

tap



cap

Name: \_\_\_\_\_

Draw a pet fox  
in a hat with a map.


ON THE  
BACK

Circle the correct word.

The boy is under the ( bed bet ).



The ( can cat ) is in the ( mud mum ).



Can we play in the ( sat sun )?



Dad will ( win wag ) the race.



She is ( six sit ) today.



Find these words.



b	h	f	c	s	e	t	n
i	i	h	o	s	g	u	e
n	d	i	d	m	u	g	t
c	u	t	r	a	m	o	p
r	d	f	o	x	a	t	h
u	a	b	l	i	p	l	a
g	m	e	n	b	e	d	m
b	a	t	h	a	t	o	p

hat	mop	fox
pet	rug	tug
hit	men	bat
top	got	set
cut	dam	bin
map	gum	cod
bed	ram	mug
did	bet	ham
lip	hid	net




Name: \_\_\_\_\_

Draw a bug on a  
dog on a box.

ON THE  
BACK

Cut out the sentences at the bottom of the page.

Paste them into the box with the matching picture and colour it in.



A fox on a box.



A peg on a log.



A cap on a bag.



A dog on a rug.



A wig on a cat.



A bug on a bed.



Name: \_\_\_\_\_

Draw a man  
and a cat  
in a van.

ON THE  
BACK

Read the story and write the answers.




Dad got in the red van.  
He met a man and a cat.

The cat had a fat rat.

The rat bit the cat.

The cat bit dad and ran to the dam.



1. Dad got in the .....
2. He met a ..... and a .....
3. The ..... had a ..... rat.
4. The ..... bit the cat.
5. The cat bit ..... and ..... to the dam.

Draw these pictures from the story.

A red van.

A fat rat.

The cat bit dad.

The cat in the dam.

**Starting Word Families** introduces the blending of three-letter words (consonant-vowel-consonant).

- \* The first section revises beginning, middle and final sounds.
- \* The second section introduces the word families.

ab	ib	ob	ub	ed
ad	id	od	ud	eg
ag	ig	og	ug	en
an	in	on	un	et
ap	ip	ot	ut	
at	it	ox		
ax	it			

- \* The third section has activities to reinforce the blending of three-letter words.

This book is suitable for the following grades in different states.

	NSW	ACT	VIC	TAS	WA	NT	SA	QLD	NZ
K, Prep	✓	✓	✓	✓					
1	✓	✓	✓	✓	✓	✓	✓	✓	✓
2					✓	✓	✓	✓	✓
3									
4									
5									
6									
7									

LOWER  
MIDDLE  
UPPER

**Burrabooks** publications are written by Australian teachers who have had extensive classroom experience.

For more information visit:

[www.burrabooks.com.au](http://www.burrabooks.com.au)

ISBN 186402130-6

