



PHOTOCOPIABLE  
WORKSHEETS


BUR-9092

# SYNTHETIC PHONICS

# 60

# TRICKY WORDS

**BURRA**  
**BOOKS**  
Educational Worksheets



**PHOTOCOPIABLE  
WORKSHEETS**  
BUR-9092

# SYNTHETIC PHONICS

# 60

# TRICKY WORDS

Written by  
**Louise Porich  
Greg Porich**

**BURRA**  
 **BOOKS**  
**Educational Worksheets**

## **Synthetic Phonics - 60 Tricky Words**

written by Louise and Greg Porich

© Burrabooks Pty Ltd.

First Published 2009

ABN 22 070 006 085

P. O. Box 611,

Moruya NSW 2537

Ph: 0244 742 355

Fax: 0244 742 399

[www.burrabooks.com.au](http://www.burrabooks.com.au)

All rights reserved.

### **COPYING FOR EDUCATIONAL PURPOSES**

The purchaser of this book is granted permission by the publisher to make copies of the pages within the book, beyond their rights under the Australian Copyright Act 1968 (the Act), provided that the number of copies made does not exceed the number reasonably required for use in one classroom only; that copies are only made by photocopying and are not copied, stored or transmitted by any electronic or digital means; copies are not sold or lent. Copying of this book outside this licence may fall within the educational statutory licence under the Act.

### **COPYING FOR OTHER PURPOSES**

Unless copying is specifically permitted by the educational statutory licence, the licence granted to the purchaser of this book or the fair dealing clause in the Act (for the purposes of study, research, criticism or review), no part of this book may be reproduced, stored in a retrieval system, transmitted in any form or by any means without prior written permission from the publisher.

Some images used with permission of Ron Leishman.

Visit [www.toonaday.com](http://www.toonaday.com) for more information.

As with all Burrabooks publications every attempt is made to acknowledge copyright. Any infringements are purely coincidental and the publisher offers apologies where applicable.


ISBN: 978-1-92098-252-2

**BUR-9092**



**BURRABOOKS**

[www.burrabooks.com.au](http://www.burrabooks.com.au)  
[mail@burrabooks.com.au](mailto:mail@burrabooks.com.au)



# Contents

3 - 4	<b>GROUP 1</b>	<b>I the he she we me</b>		
5 - 6	I		15 - 16	he she
7 - 8	the		17 - 18	we
9 - 10	I the		19 - 20	me
11 - 12	he		21 - 22	we me
13 - 14	she		23 - 24	Revision: I the he she we me
25 - 26	<b>GROUP 2</b>	<b>be was to do are all</b>		
27 - 28	be		37 - 38	to do
29 - 30	was		39 - 40	are
31 - 32	be was		41 - 42	all
33 - 34	to		43 - 44	are all
35 - 36	do		45 - 46	Revision: be was to do are all
47 - 48	<b>GROUP 3</b>	<b>you your come some said here</b>		
49 - 50	you		59 - 60	come some
51 - 52	your		61 - 62	said
53 - 54	you your		63 - 64	here
55 - 56	come		65 - 66	said here
57 - 58	some		67 - 68	Revision: you your come some said here
69 - 70	<b>GROUP 4</b>	<b>there they go no so my</b>		
71 - 72	there		81 - 82	go no
73 - 74	they		83 - 84	so
75 - 76	there they		85 - 86	my
77 - 78	go		87 - 88	so my
79 - 80	no		89 - 90	Revision: there they go no so my
91 - 92	<b>GROUP 5</b>	<b>one by like have live give</b>		
93 - 94	one		126 - 144	like have
95 - 96	by		145 - 146	live
97 - 98	one by		147 - 150	give
99 - 100	like		151 - 152	live give
101 - 102	have		153 - 154	Revision: one by like have live give
113 - 114	<b>GROUP 6</b>	<b>only old little down what when</b>		
115 - 116	only		125 - 126	little down
117 - 118	old		127 - 128	what
119 - 120	only old		129 - 130	when
121 - 122	little		131 - 132	what when
123 - 124	down		133 - 134	Revision: only old little down what when
135 - 136	<b>GROUP 7</b>	<b>where why who which many more</b>		
137 - 138	where		147 - 148	who which
139 - 140	why		149 - 150	many
141 - 142	where why		151 - 152	more
143 - 144	who		153 - 154	many more
145 - 146	which		155 - 156	Revision: where why who which many more
157 - 158	<b>GROUP 8</b>	<b>any before were saw other put</b>		
159 - 160	any		126 - 144	were saw
161 - 162	before		145 - 146	other
163 - 164	any before		147 - 150	put
165 - 166	were		151 - 152	other put
167 - 168	saw		153 - 154	Revision: any before were saw other put
179 - 180	<b>GROUP 9</b>	<b>two want should because could four</b>		
181 - 182	two		191 - 192	should because
183 - 184	want		193 - 194	could
185 - 186	two want		195 - 196	four
187 - 188	should		197 - 198	could four
189 - 190	because		199 - 200	Revision: two want should because could four
201 - 202	<b>GROUP 10</b>	<b>would right goes does made their</b>		
203 - 204	would		213 - 214	goes does
205 - 206	right		215 - 216	made
207 - 208	would right		217 - 218	their
209 - 210	goes		219 - 220	made their
211 - 212	does		221 - 222	Revision: would right goes does made their

# Introduction

**Synthetic Phonics** is a method of teaching reading and writing.

**Synthetic Phonics - 60 Tricky Words** introduces sight words or tricky words that have to be learnt by the look of them and not by blending their letters.

These words are irregular and do not fit any learned pattern. Although some parts of the tricky words will be regular e.g. in the tricky word 'some' the 's' and 'm' are regular.

**The tricky words** can begin to be introduced after the third or fourth groups of basic sounds have been taught. These tricky words can be taught at a rate of two per week with plenty of opportunities for revision, they can also be written onto flash cards and practiced during spare moments in the classroom or written on shapes and placed about the room to provide visual reinforcement.

**The worksheets** provided can be completed in class or used as homework sheets. These activities will develop recognition by drawing attention to the visual aspects of the words. They also provide many opportunities for the student to practice writing the tricky words.

The recognition of tricky words can help students in developing a link between known words and unknown words in reading situations. This will enable them to experience success and develop confidence in the early stages of learning to read.






# GROUP 1

I the

he she

we me






Trace the words.

Tracing practice lines consisting of a solid top line, a dashed middle line, and a solid bottom line, with vertical bars indicating the start of each word space.

Write | in the sentences. Colour the pictures.



..... jump on a couch



dad and ..... in his van




..... munch on chicken



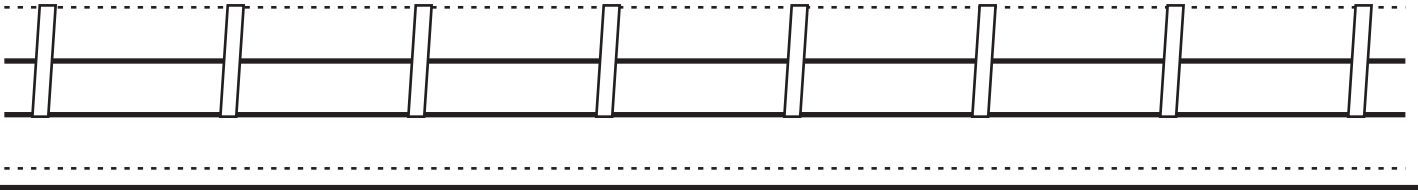
..... fell on the ground

Colour the fish that say |.

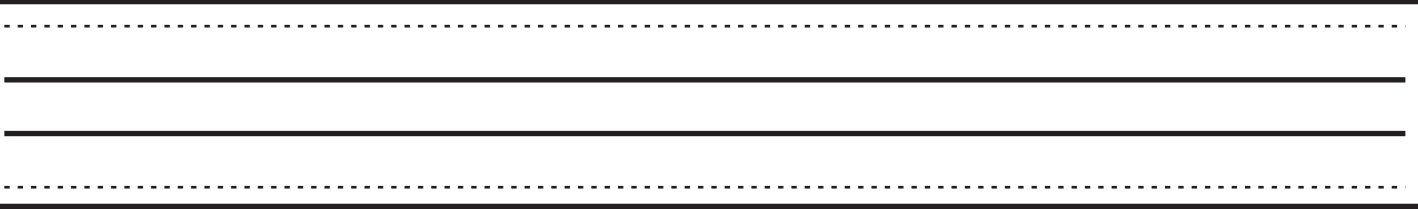





Trace the words.



Write the words again.



Colour the apples that say l.




Circle l in the sentences. Trace the correct sentence.

I spit in a tin

I had fun

I got hot in the sun



Trace the words.

the the the the the

Colour the letters to make the. Write it again.

p t h i e ..... w t n h e .....  
t o h f e ..... t h o e z .....

Write the missing letters. Write the word again.

th□

□he

t□e




□h□

Circle the the word. Draw a line to the picture.

the car

the fish


the moth



Trace the words.

the the the the the

Colour the bags that say the.




Circle the in the sentences. Trace the correct sentence.

the man got the map

Sam is in the sun

the bug is in the bed



Write the words.

Handwriting practice lines for writing the words.

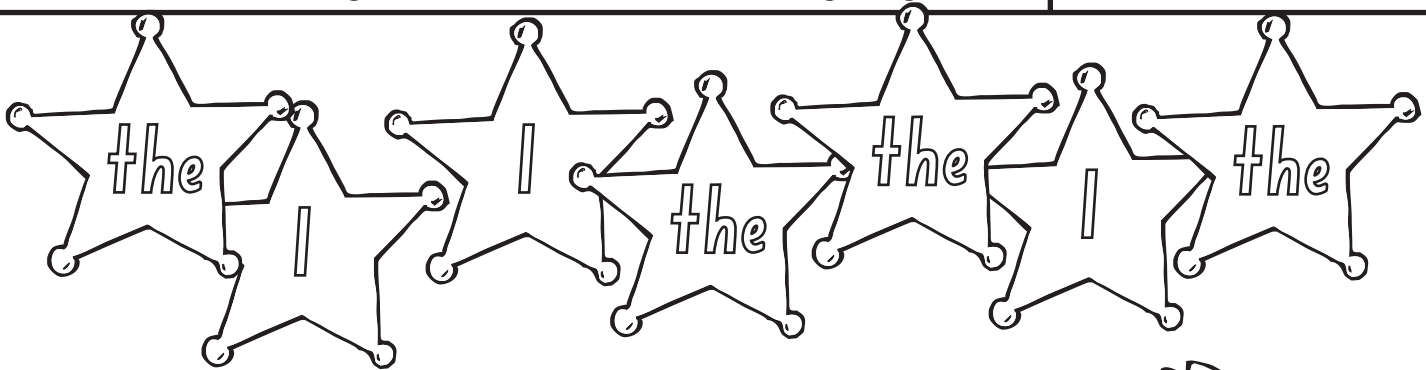
Trace the words.

the I the I the I the I

Write the words again.



Blank handwriting lines for practicing the words 'the' and 'I'.

Colour the I badges red and the the badges green.



Write the correct word in the sentence.

- 1 ..... lost the pen
- 2 he sat on ..... mat
- 3 ..... man is sad
- 4 ..... got a cat



Find the words as many times as you can.

t	h	e	I	I	t	h	e
I	t	h	e	I	I	t	h
e	t	h	e	I	t	h	e
I	I	t	h	e	t	h	e

How many times did you find them?


I

the

Trace the words.

the the the the the the

Write the correct word in the sentences. Colour the pictures.




..... pen is on ..... desk



..... sat on a hat



Pam has ..... crab



..... get on a bus

Colour the letters to make the or l. Write them again.

o l r b a ..... p t j h e .....

t b h g e ..... a l d k f .....

Write the and l words again.


.....  
.....  
.....

Trace the words.

he he he he he he

Trace over the *he* words.

he he the I  
he I he  
he the  
he the I  
he he  
he the he



Find the *he* word as many times as you can.

h	e	o	b	h	e	h	e
a	h	e	m	h	e	b	d
u	w	h	e	i	h	e	f
h	e	h	e	o	k	h	e


How many times did you find it?

he

Trace the words.

he he he he he he

Colour the bread that says he.



Circle *he* in the sentences. Trace the correct sentence.

is he on the bus

he gets his mug

he is slim and fit



Write *he*.

Blank handwriting lines for practicing the word 'he'.

Trace the words.

she she she she she

Write she in each picture.

Six picture frames, each hanging from a string with a ring. The frames contain the following partial words for tracing:

- Frame 1: s \_ e
- Frame 2: \_ h e
- Frame 3: \_ \_ e
- Frame 4: sh \_
- Frame 5: \_ \_ e
- Frame 6: s \_ \_

Write she in the correct shapes.


A large rectangular area filled with wavy, horizontal lines. Scattered throughout this area are several different shapes made of vertical bars, representing the letters 's', 'h', and 'e'. The shapes are intended for students to identify and write the word 'she' in the correct orientation.



Trace the words.

she she she she she

Colour the balls that say she.



Circle she in the sentences. Trace the correct sentence.

she spins the top  
is she still in bed  
she has a gift

Write she words.

Blank handwriting lines for writing the word 'she'.


Trace the words.

he she he she he she

Write the words again.


Blank handwriting lines for practicing the words 'he' and 'she'.

Colour the *he* balloons blue and the *she* balloons pink.



Write the correct word in the sentence.

- 1 ..... is a girl
- 2 is ..... a man
- 3 ..... lost his dad
- 4 can ..... go with her mum



Find the words as many times as you can.

h	e	g	s	h	e	k	o
h	e	a	s	h	e	l	p
s	h	e	s	h	e	h	e
f	e	s	h	e	a	h	e


How many times did you find them?

he  she

Trace the words.

he she he she he she

Write the correct word in the sentences. Colour the pictures.



..... got his bat



..... has a fan



..... is the queen



..... claps his hands

Colour the letters to make he or she. Write them again.

s i h e p .....

h z e w t .....

j h k l e .....

n s h m e .....

Write he and she words again.

.....


.....

.....


Trace the words.

we we we we we

Write *we* in the sentences. Colour the pictures.




..... fish in the river



..... swing at the park



..... got stung by bees



..... had a barbecue

Colour the bags that say *we*.



Trace the words.

we we we we we

Write the words again.

Blank writing lines for practicing the word 'we'.

Colour the buckets that say we.



Circle we in the sentences. Trace the correct sentence.

we paint the boat  
can we drink water  
we sing songs



Trace the words.

me me me me me

Colour the letters to make me. Write it again.

m a e i c ..... d m t e n .....

l j m w e ..... m k f e l .....

Write the missing letters. Write the word again.

□e

m□

□e

m□

Circle the me words. Trace the correct sentence.

the dog sees me

help me turn it on

mum takes me to school



Trace the words.

me me me me me

Colour the jars that say *me*.



Circle *me* in the sentences. Trace the correct sentence.

mum got me a ring

can he help me

she chats to me



Write *me* words.


Blank handwriting lines for writing words.

Trace the words.

we me we me we


Write the words again.

Colour the *we* clouds blue and the *me* clouds yellow.



Write the correct word in the sentence.

- 1 ..... all went to bed
- 2 can you help .....
- 3 ..... went in the rain
- 4 help..... get the pot



Find the words as many times as you can.

m	e	w	e	m	e	h	e
t	h	e	m	e	s	h	e
w	e	m	e	w	e	a	e
t	h	e	m	e	w	e	m

How many times did you find them?


we  me



Trace the words.

we me we me we

Write the correct word in the sentences. Colour the pictures.




..... like stories



help ..... learn to swim



push ..... on the swing



..... ride a bike

Colour the letters to make *we* or *me*. Write them again.

w o t e p .....

q r m n e .....

f m n o e .....

x w a e s .....

Write *we* and *me* words again.

.....  
.....  
.....

Trace the words.

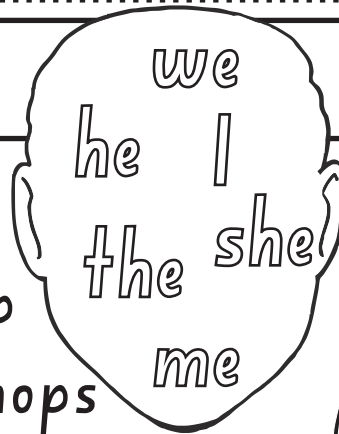
# REVISION

I the he she we me

Write the words again.

Write the missing words.

- 1 is ..... at his desk
- 2 can you get ..... map
- 3 he took ..... to the shops
- 4 ..... will go to the swings
- 5 ..... chat with mum and dad
- 6 ..... will play with her dolls



Find the words as many times as you can.

t	h	e	m	e	w	t	r
l	w	e	t	h	e	w	e
h	e	l	s	h	e	m	e
u	p	t	h	e	d	o	g
a	p	w	e	l	s	h	e
s	h	e	d	l	m	e	n
l	w	e	s	h	e	m	e

How many times did you find them?

I	<input type="text"/>	he	<input type="text"/>
the	<input type="text"/>	she	<input type="text"/>
we	<input type="text"/>	me	<input type="text"/>

Trace the words.

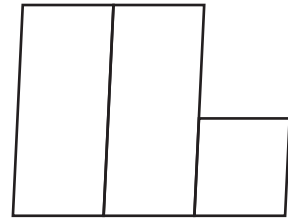
# REVISION

I the he she we me

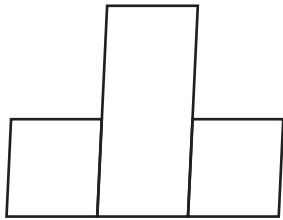
Write the correct words in the sentences.



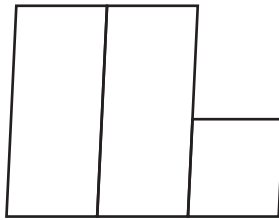
am with



dog






is in



bed



Write the words in their correct shape.



Write the I the he she we me words again.

Blank handwriting lines for practicing the words.

# GROUP 2

be

was



to

do

are

all





Trace the words.

be be be be be be

Trace over the *be* words.

be be she  
I be  
me we  
be he I  
be the be be



Find the *be* word as many times as you can.

b	e	o	b	h	e	b	e
k	b	e	m	b	e	b	d
w	e	b	e	i	b	e	b
d	e	b	e	o	b	b	e


How many times did you find it?

be

Trace the words.

be be be be be be

Colour the hats that say *be*.



Circle *be* in the sentences. Trace the correct sentence.

I will *be* hot

will mum *be* rich

she will *be* with me









Write *be* words.

Blank handwriting lines for writing words.

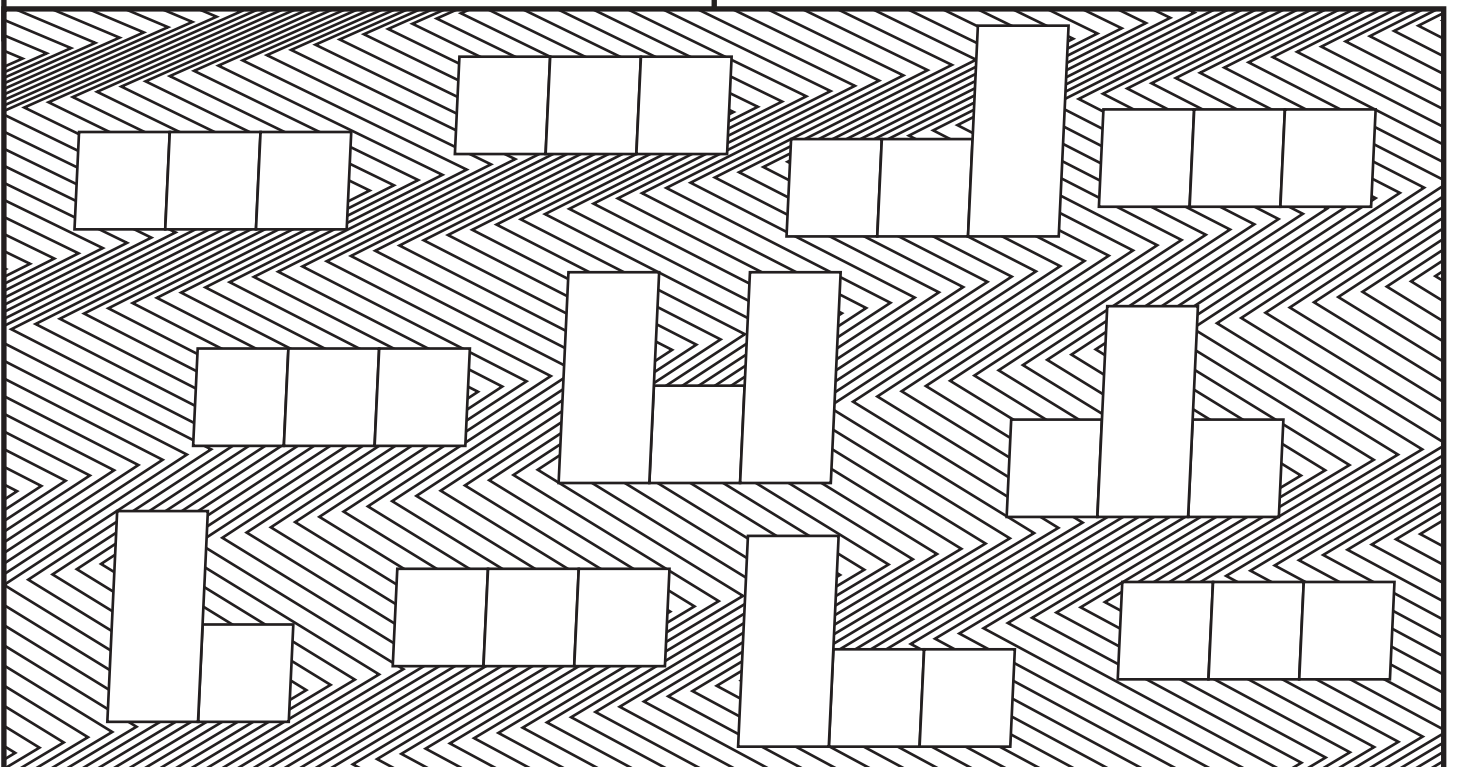
Trace the words.

was was was was

Write *was* in each picture.



Write *was* in the correct shapes.





Trace the words.


was was was was

Colour the boxes that say *was*.



Circle *was* in the sentences. Trace the correct sentence.

I was smart to do that  
she was in the bath  
he was in the toilet



Write *was* words.


Blank writing lines for practicing the word 'was'.

Trace the words.

be was be was be


Write the words again.

Colour the *be* bats yellow and the *was* bats green.



Write the correct word in the sentence.

- 1 she ..... still in bed
- 2 we will ..... on the bus
- 3 he ..... mad at his mum
- 4 the dog will ..... hot in the sun



Find the words as many times as you can.

w	a	s	h	e	b	e	k
b	e	b	e	o	w	a	s
s	a	w	a	s	b	e	n
h	b	e	w	a	s	b	e

How many times did you find them?

be  was

Trace the words.

be was be was be

Write the correct word in the sentences. Colour the pictures.




he ..... in the house



I will ..... with my cat



she will ..... on the boat



the crab ..... in the box

Colour the letters to make *be* or *was*. Write them again.

b o e t z ..... w p a i s .....

x w a l s ..... c b d f e .....

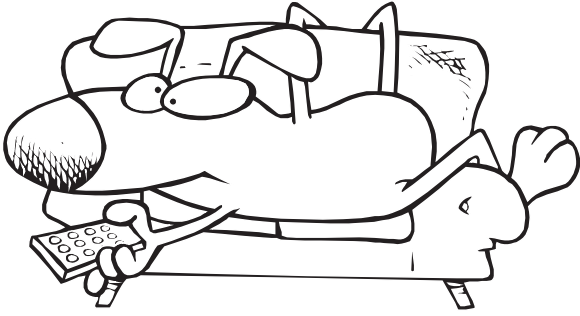
Write *be* and *was* words again.

.....  
.....  
.....

Trace the words.

to to to to to to

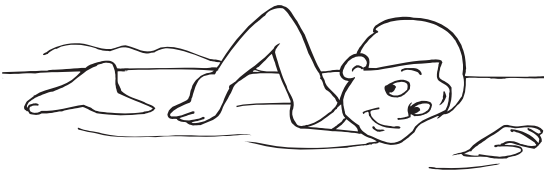
Write to in the sentences. Colour the pictures.



the dog went ..... her couch



he went ..... sleep




swim ..... the bank



the mouse ran ..... the hole


Colour the mice that say to.



Trace the words.

to to to to to to

Colour the cogs that say to.



Circle to in the sentences. Trace the correct sentence.

he went to the shelf

they go to get food

mum went to sleep



Write to words.

Blank handwriting lines for writing the word 'to'.

Trace the words.

do do do do do

Colour the letters to make do. Write it again.

r e d o h ..... d b g o f .....  
b r d e o ..... a b d i o .....

Write the missing letters. Write the word again.

□ o

d □

□ o

□ □

Circle the do words. Trace the correct sentence.

do you see the dog

can you do that sum


do you see the hat



Trace the words.

do do do do do

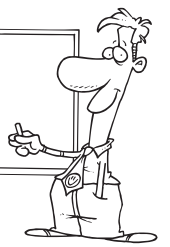
Colour the folders that say *do*.



Circle *do* in the sentences. Trace the correct sentence.

he was good to do that  
do you want some  
he had three sums to do

$3+3=$   
 $3-3=$   
 $6-3=$



Write *do* words.

Blank writing lines for practicing writing words starting with 'do'.

Trace the words.

to do to do to do


Write the words again.

Colour the *to* feet blue and the *do* feet red.



Write the correct word in the sentence.

- 1 the man went ..... sleep
- 2 he will ..... his best
- 3 swim ..... the end of the pool
- 4 ..... you see the frog



Find the words as many times as you can.

t	o	t	o	d	i	d	o
t	a	d	o	t	o	d	a
h	e	t	o	s	d	o	o
d	o	d	a	t	o	t	a

How many times did you find them?

to

do



Trace the words.

to do to do to do

Write the correct word in the sentences. Colour the pictures.



the dog went ..... sleep



I ..... my tie up



I ..... my best jump



Sam went ..... get a book

Colour the letters to make to or do. Write them again.

e d f o g .....

t e o m x .....

n p t i o .....

d i u m o .....

Write to and do words again.

.....

.....


.....

Trace the words.

are are are are

Trace over the *are* words.

to are are she  
are he are  
do was  
me are  
be are we



Find the *are* word as many times as you can.

w	a	r	e	d	a	r	e
a	r	e	t	o	d	o	o
s	h	e	a	r	e	r	e
a	r	e	a	r	e	a	r


How many times did you find it?

are

Trace the words.


are are are are

Colour the rockets that say *are*.



Circle *are* in the sentences. Trace the correct sentence.

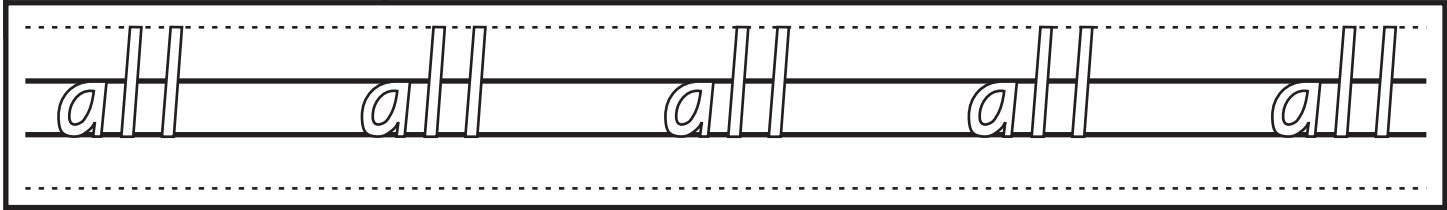
they are in the street  
we are in the tent  
we are asleep




Write *are* words.

Blank writing lines for practicing the word 'are'.

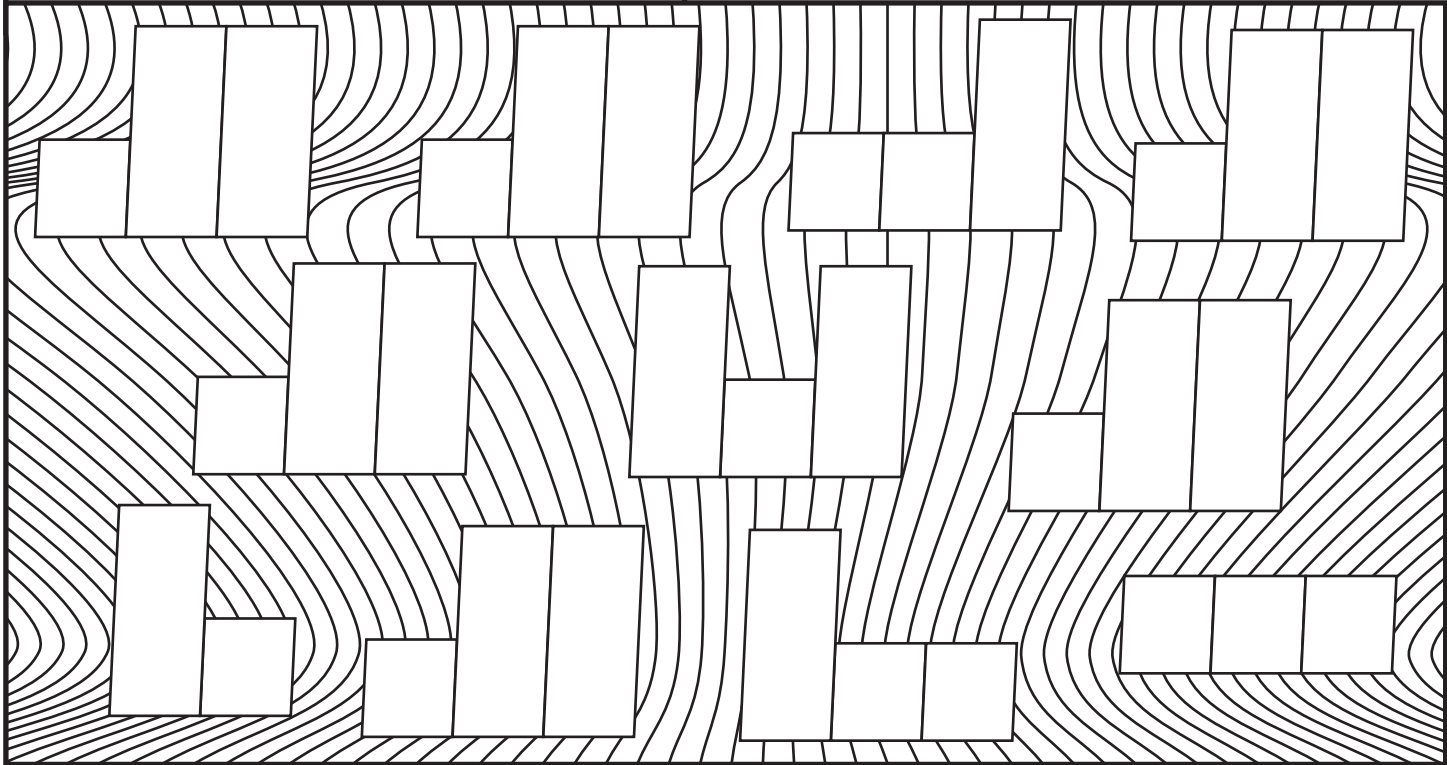
Trace the words.



Write *all* in each picture.




Write *all* in the correct shapes.



Trace the words.


all all all all all

Colour the fires that say all.



Circle *all* in the sentences. Trace the correct sentence.

they are all short  
I took all the food  
we are all sad



Write *all* words.


Blank writing lines for practicing the word 'all'.

Trace the words.

are all are all are


Write the words again.

Colour the *are* frogs green and the *all* frogs orange.



Write the correct word in the sentence.

- 1 the mugs ..... lost
- 2 ..... of us can go
- 3 the grubs ..... fat
- 4 where are ..... the pens



Find the words as many times as you can.

a	b	a	l	l	a	r	e
a	r	e	h	e	a	l	l
p	a	l	l	a	l	l	e
w	a	r	e	l	a	l	l


How many times did you find them?

all  are


Trace the words.

are all are all are


Write the correct word in the sentences. Colour the pictures.




they ..... in a storm



he got ..... the pens



he ran up ..... the steps



they ..... on the bed

Colour the letters to make *are* or *all*. Write them again.

afrge .....

apelel .....

karie .....

dalm1 .....

Write *are* and *all* words again.

.....

.....

.....

Trace the words.

# REVISION

be was to do all are

Write the words again.

Write the missing words.

- 1 he will ..... in bed soon
- 2 she ..... helping mum
- 3 we will ..... be quiet
- 4 I am going ..... sleep
- 5 ..... you see the pig
- 6 the dogs ..... barking



Find the words as many times as you can.

a	r	e	b	e	w	a	s
t	o	a	l	l	d	o	r
w	a	s	a	r	e	b	e
a	l	l	d	o	w	a	s
b	e	b	e	t	o	d	o
a	l	l	b	e	a	r	e
a	r	e	w	a	s	d	o

How many times did you find them?

be	<input type="text"/>	was	<input type="text"/>
to	<input type="text"/>	are	<input type="text"/>
do	<input type="text"/>	all	<input type="text"/>



Trace the words.

# REVISION

be was to do all are

Write the correct words in the sentences.

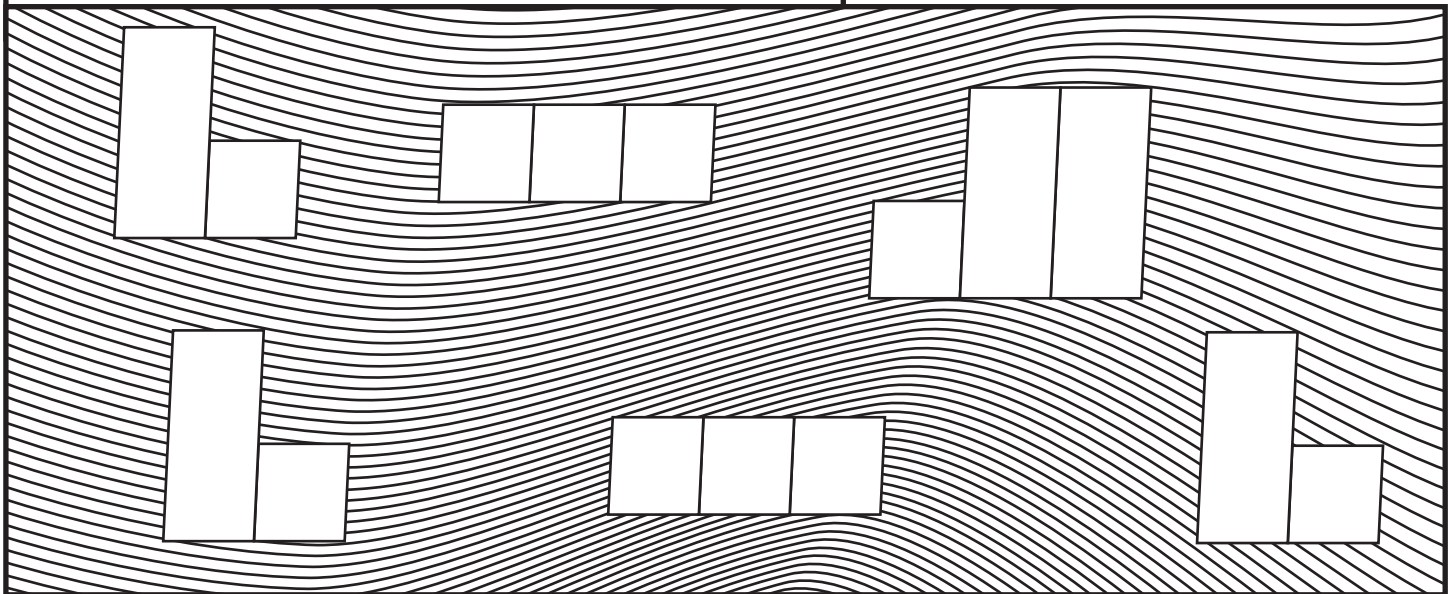


she    at the fax



they went   the taxi

Write the words in their correct shape.



Write the *be was to do all are* words again.

.....  
\_\_\_\_\_  
\_\_\_\_\_  
.....

# GROUP 3

you your

come some

said here






Trace the words.

you you you you

Write *you* in the sentences. Colour the pictures.




are ..... sad



..... can go to bed




..... are clapping



..... can hop

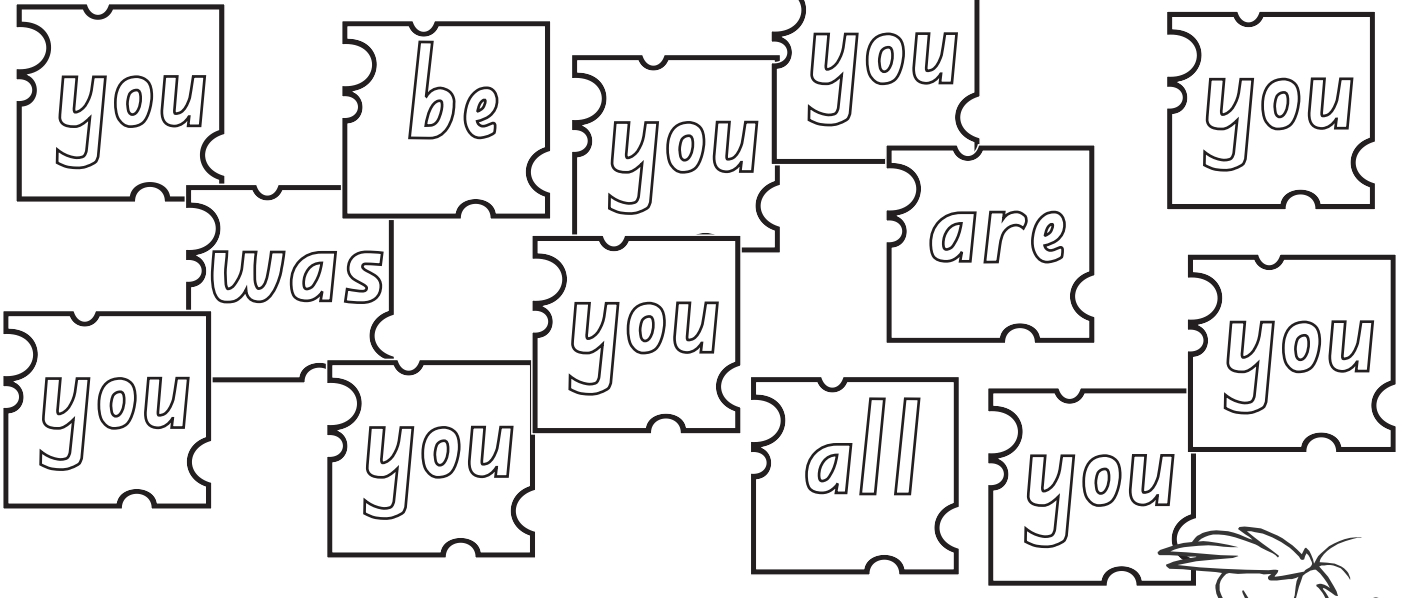
Colour the sacks that say *you*.



Trace the words.

you you you you

Colour the shapes that say *you*.



Circle *you* in the sentences. Trace the correct sentence.

can you march

did you see the shark

mum told you to sit down



Write *you* words.

Blank writing lines for practicing the word 'you'.

Trace the words.

your your your your

Colour the letters to make *your*. Write it again.

rydour..... yiomur.....

yeouar..... syogur.....

Write the missing letters. Write the word again.

yo□□

□□ur

y□□r

□o□r

Trace the *your* words. Draw a line to the picture.


go and get your hat  
it is your birthday  
is that your pencil



Trace the words.

your your your your

Colour the clouds that say *your*.



Circle *your* in the sentences. Trace the correct sentence.

get your mum to help  
your toast is hot  
is that your bat



Write *your* words.


Blank handwriting lines for writing the word 'your'.

Trace the words.

you your you your


Write the words again.

Colour the *you* boxes red and the *your* boxes yellow.



Write the correct word in the sentence.

- 1 get ..... mug of milk
- 2 are ..... hot in the sun
- 3 ..... can pat the dog
- 4 where is ..... desk



Find the words as many times as you can.

o	y	i	y	o	u	r	a
y	o	u	g	y	o	u	r
a	y	o	u	o	y	o	u
y	o	u	r	y	o	u	r

How many times did you find them?

you  your



Trace the words.

you your you your

Write the correct word in the sentences. Colour the pictures.




..... can jump



get ..... coat



..... eat toast



is that ..... book

Colour the letters to make *you* or *your*. Write them again.

pjyoeu .....

yaoutr .....

xyomur .....

yiostru .....

Write *you* and *your* words again.

.....  
.....  
.....

Trace the words.

come

come

come

Trace over the *come* words.

to she come

he

come

come

all

come

me


come

you

we

was

come



Find the *come* word as many times as you can.

f	c	o	m	e	t	c	c	o	m	e
c	o	m	e	y	o	u	c	o	u	m
d	c	o	m	e	f	c	o	m	e	a
c	o	m	e	c	o	m	e	r	e	o

How many times  
did you find it?

come

Trace the words.

come

come

come

Colour the blackboards that say *come*.

come

come

come

he

was

come

your

come

come

the

come


come

Circle *come* in the sentences. Trace the correct sentence.

come and jump in the sand

mum can come with you

come and chat to me



Write *come* words.







Trace the words.

some

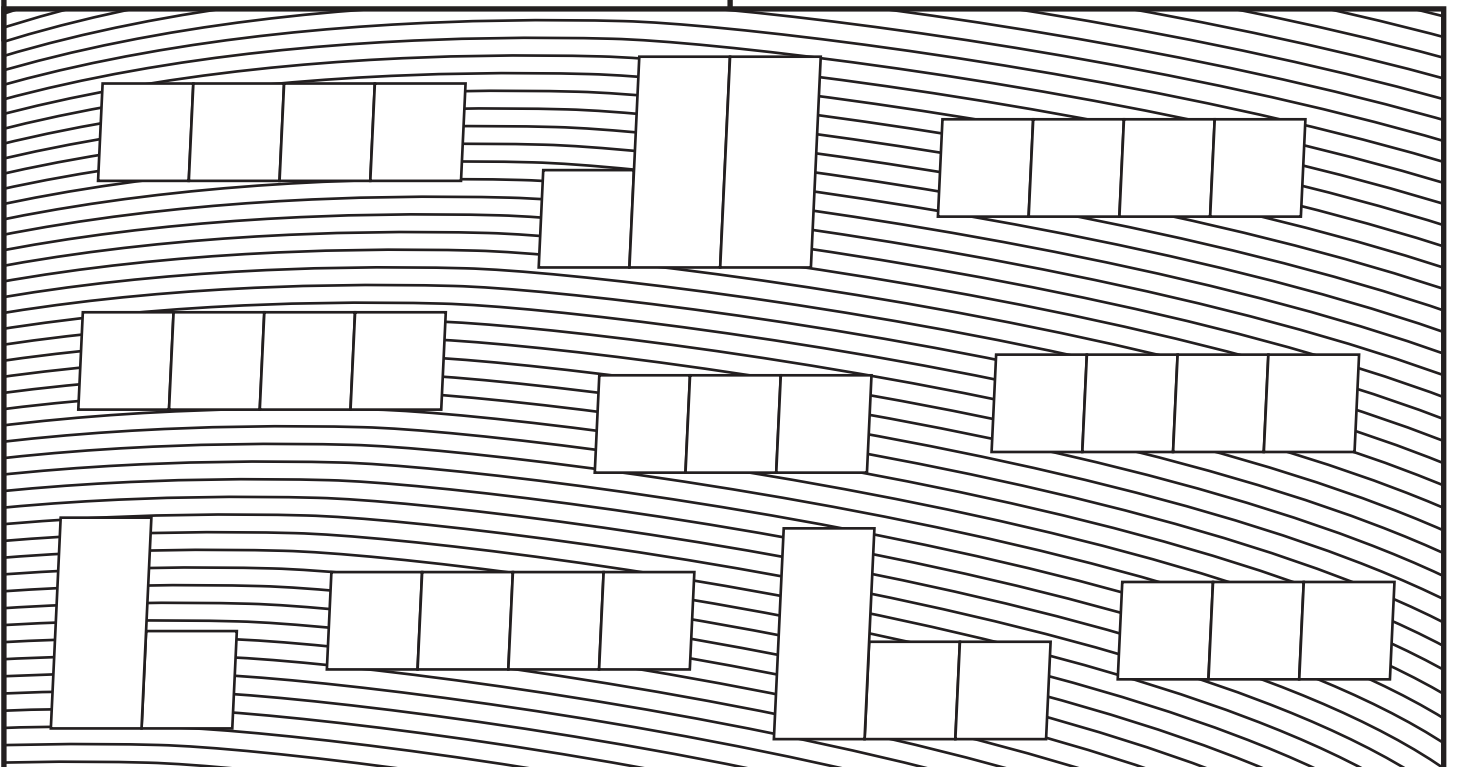
some

some

Write *some* in each picture.



Write *some* in the correct shapes.



Trace the words.

some

some

some

Colour the bushes that say *some*.

was

come

some

some

some

come

some

all

some

your

you

some

some

she

some

some

your

he

some

some


your

Circle *some* in the sentences. Trace the correct sentence.

we had some chips

mum had some coffee

get some wood for dad




Write *some* words.

Trace the words.

come some come some

Write the words again.

Colour the *some* shapes orange and the *come* shapes yellow.



Write the correct word in the sentence.

- 1 can you ..... with me
- 2 he has ..... pens
- 3 ..... and sit at the desk
- 4 we have ..... fish



come  
some

Find the words as many times as you can.

s	o	m	e	c	o	m	e	w	a	s
f	u	s	o	m	e	o	c	o	m	e
w	c	o	m	e	c	o	m	e	h	e
s	h	e	s	o	m	e	s	o	m	e

How many times  
did you find them?


come

some

Trace the words.

come some come some

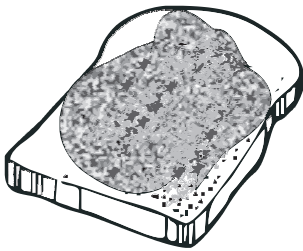
Write the correct word in the sentences. Colour the pictures.



..... and see the sheep



..... bees on a dog



..... jam on toast



..... and sit on the mat

Colour the letters to make *come* or *some*. Write them again.

c p o g m e ..... s h o i m e .....

n s o m f e ..... c o t m i e .....

Write *come* and *some* words again.

.....

.....

.....


Trace the words.

said said said said

Write said in the sentences. Colour the pictures.



the man ..... go away  
to the dog



the duck ..... quack




mum ..... to go and play



dad ..... to sit on the chair

Colour the bombs that say said.






Trace the words.

said said said said

Colour the bottles that say *said*.



Circle *said* in the sentences. Trace the correct sentence.



he said to get some milk

my sister said she was hot

mum said to get her mop

Write *said* words.

Blank writing lines for practicing the word 'said'.

Trace the words.

here here here here

Colour the letters to make here. Write it again.

ohpere ..... hkeroe .....

hiejre ..... helrem .....

Write the missing letters. Write the word again.

□ e □ e


he □ □

h □ □ e

□ ar □

Circle the here words. Trace the correct sentence.

here is a sprinkler



come here and play chess

the dog is here with the pig

Trace the words.

here here here here

Colour the pillows that say here.



Circle here in the sentences. Trace the correct sentence.

come here and see me



the man is here with his dog

the ants are here on the pie

Write here words.

Blank writing lines for practicing the word 'here'.

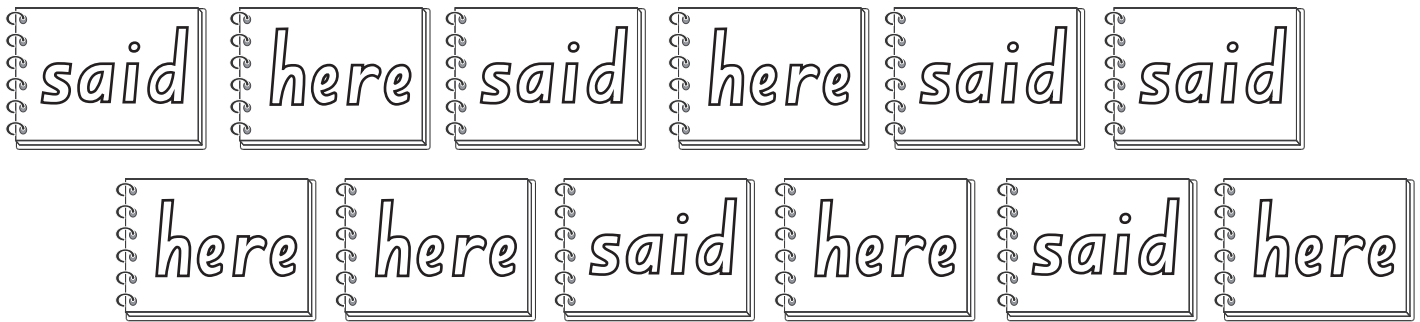
Trace the words.

said here said here

Write the words again.


Blank handwriting lines for practicing the words.

Colour the *said* notepads green and the *here* notepads red.



Write the correct word in the sentence.

- 1 she ..... to sit on the mat
- 2 come ..... to me
- 3 my dad is ..... with us
- 4 he ..... to stand still



Find the words as many times as you can.

s	a	e	d	s	a	i	d	h	e	r
h	e	r	e	s	a	s	a	i	d	k
s	h	e	r	e	s	a	i	d	b	e
c	o	m	e	h	e	r	e	s	a	i

How many times did you find them?

said

here

Trace the words.

said here said here


Write the correct word in the sentences. Colour the pictures.



..... are the rings



mum ..... to sit on the mat



he ..... he saw some stars



my dog is ..... with me

Colour the letters to make *said* or *here*. Write them again.

heorep ..... staxid .....

whtere ..... psaiod .....

Write *said* and *here* words again.

.....

.....

.....

Trace the words.

# REVISION

you

your

come

Trace the words.

some

said

here

Write the missing words.

1 can ..... sister count


2 she eats ..... chicken

3 the book is .....

4 can he ..... to school

5 mum ..... to get the jug

6 will ..... sit down now



you  
said  
come  
some  
here  
your

Find the words as many times as you can.

y	o	u	h	e	r	e	y
s	a	i	d	c	o	m	e
c	o	m	e	s	a	i	d
y	o	u	r	h	e	r	e
r	e	h	y	o	u	r	c
s	o	m	e	y	o	u	r
h	e	r	e	s	o	m	e

How many times did you find them?

you

some

your

said

come

here

Trace the words.

# REVISION

you

your

come


Trace the words.

some

said

here

Write the correct words in the sentences.



Four empty boxes for writing a word.

fish in a pond

Five empty boxes for writing a word.

house is big



Write the words in their correct shape.

Word shape for 'you' (one tall box, three short boxes).

Word shape for 'your' (one tall box, four short boxes).

Word shape for 'come' (one tall box, three short boxes).

Word shape for 'some' (one tall box, four short boxes).

Word shape for 'said' (one tall box, four short boxes).

Word shape for 'here' (one tall box, four short boxes).

# GROUP 4

there

they

go






no

so

my







Trace the words.

there there there

Trace over the there words.

all there there  
there are me  
I the  
we there  
she there  
there there said



Find the there word as many times as you can.

h	e	r	e	t	h	e	r	e	h	e
s	h	e	t	h	e	r	e	w	a	s
t	h	e	r	e	h	e	r	e	u	s
o	p	t	h	e	r	e	t	h	e	r

How many times  
did you find it?

there

Trace the words.

there there there

Colour the hearts that say there.




Circle *there* in the sentences. Trace the correct picture.

there are three trees

there is my sister

the cat is there on the stump









Write *there* words.

Blank handwriting lines for writing the word 'there'.

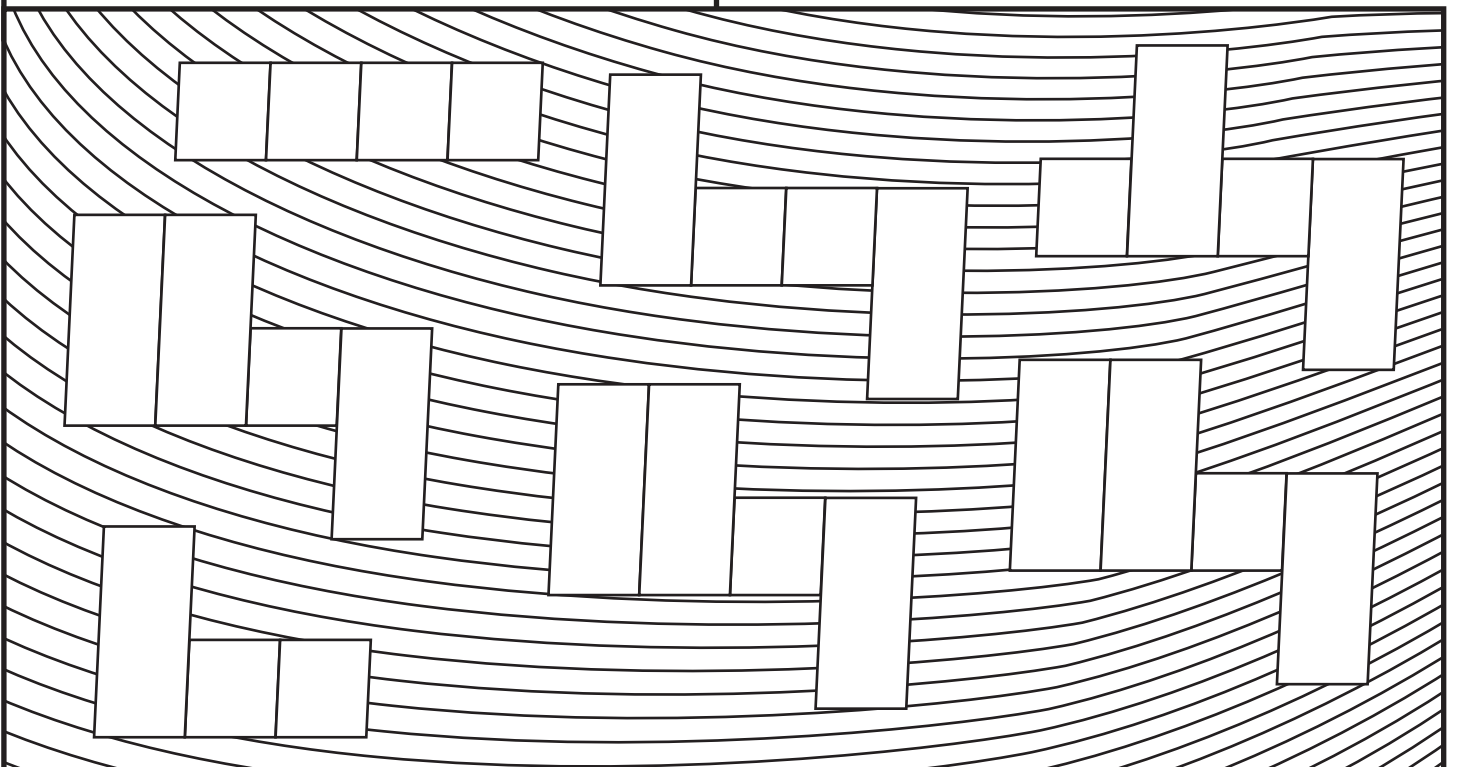
Trace the words.

they they they they

Write *they* in each picture.




Write *they* in the correct shapes.



Trace the words.

they they they they

Colour the fish that say they.



Circle *they* in the sentences. Trace the correct sentence.



they are in my house  
they sit on the couch  
can they see the stars

Write *they* words.

Blank handwriting lines for writing the word 'they'.


Trace the words.

there they there they

Write the words again.


Blank handwriting lines for practicing the words 'there' and 'they'.

Colour the *there* wallets blue and the *they* wallets green.



Write the correct word in the sentence.

- 1 are ..... mad at me
- 2 ..... are ten hens
- 3 the cat is ..... on the mat
- 4 will ..... sleep in the tent



they  
there

Find the words as many times as you can.

t	h	e	y	t	h	e	r	e	w	a
h	e	r	e	t	h	a	y	a	r	e
t	h	e	r	e	t	h	e	r	e	u
t	h	e	y	t	h	y	t	h	e	y

How many times did you find them?

there

they


Trace the words.

there they there they


Write the correct word in the sentences. Colour the pictures.



..... are the children



the sheep are .....  
on the grass



..... eat lunch



..... sing songs

Colour the letters to make there or they. Write them again.

twhere ..... thoeyp .....

theare ..... tjheky .....

Write there and they words again.

.....

.....

.....

Trace the words.

go go go go go


Write *go* in the sentences. Colour the pictures.



..... out and play



..... and swim in the river




..... and sit on the bench



..... and get your hat

Colour the stands that say *go*.







Trace the words.

go go go go go

Colour the awards that say go.



Circle go in the sentences. Trace the correct sentence.



go and play on the swing  
you can go to the barbecue  
can you go and get the box

Write go words.

Blank writing lines for practicing writing the word 'go'.

Trace the words.

no no no no no

Colour the letters to make *no*. Write it again.

enpor..... entop.....

nsuuo..... wniom.....

Write the missing letters. Write the word again.

□o

n□

□□


n□

Circle the *no* word. Trace the correct sentence.

no chickens in the pen

no mugs on the shelf


no children on the swings



Trace the words.

no no no no no

Colour the vases that say no.



Circle *no* in the sentences. Trace the correct sentence.



mum said no to me

Pam said no to her dog

there is no room for you

Write *no*.


Handwriting practice lines consisting of a solid top line, a dashed middle line, and a solid bottom line.

Trace the words.

go no go no go no

Write the words again.

Colour the go trucks red and the no trucks blue.



Write the correct word in the sentence.

- 1 he can ..... and get the milk
- 2 mum said ..... to my dog
- 3 there are ..... grubs on the log
- 4 can you ..... to see the man



Find the words as many times as you can.

n	o	n	o	g	o	t	o
j	o	t	n	o	g	o	a
n	o	g	o	n	o	g	g
o	n	o	g	o	n	o	n

How many times did you find them?

go  no

Trace the words.

go no go no go no

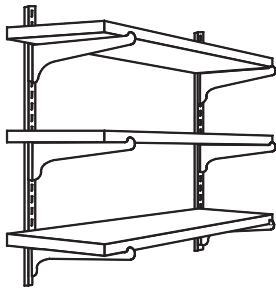
Write the correct word in the sentences. Colour the pictures.



can you ..... to the shop



dad said ..... to the dog



there are ..... books  
on the shelf



..... and get your hats

Colour the letters to make go or no. Write them again.

ehgfo .....

nptio .....

znmob .....

gaohj .....

Write go and no words again.


.....  
.....  
.....

Trace the words.

so so so so so so

Trace over the *so* words.

so be so  
so he she  
we  
so no  
me was  
so go the so



Find the *so* word as many times as you can.

s	o	h	e	s	o	s	o
b	e	s	o	n	o	g	o
s	o	s	o	s	o	s	o
n	o	s	o	g	o	s	o


How many times did you find it?

so

Trace the words.

so so so so so so

Colour the balloons that say so.




Circle so in the sentences. Trace the correct sentence.

you are so good

they are so loud

we had so much fun









Write so.

Blank handwriting lines for practicing the word 'so'.

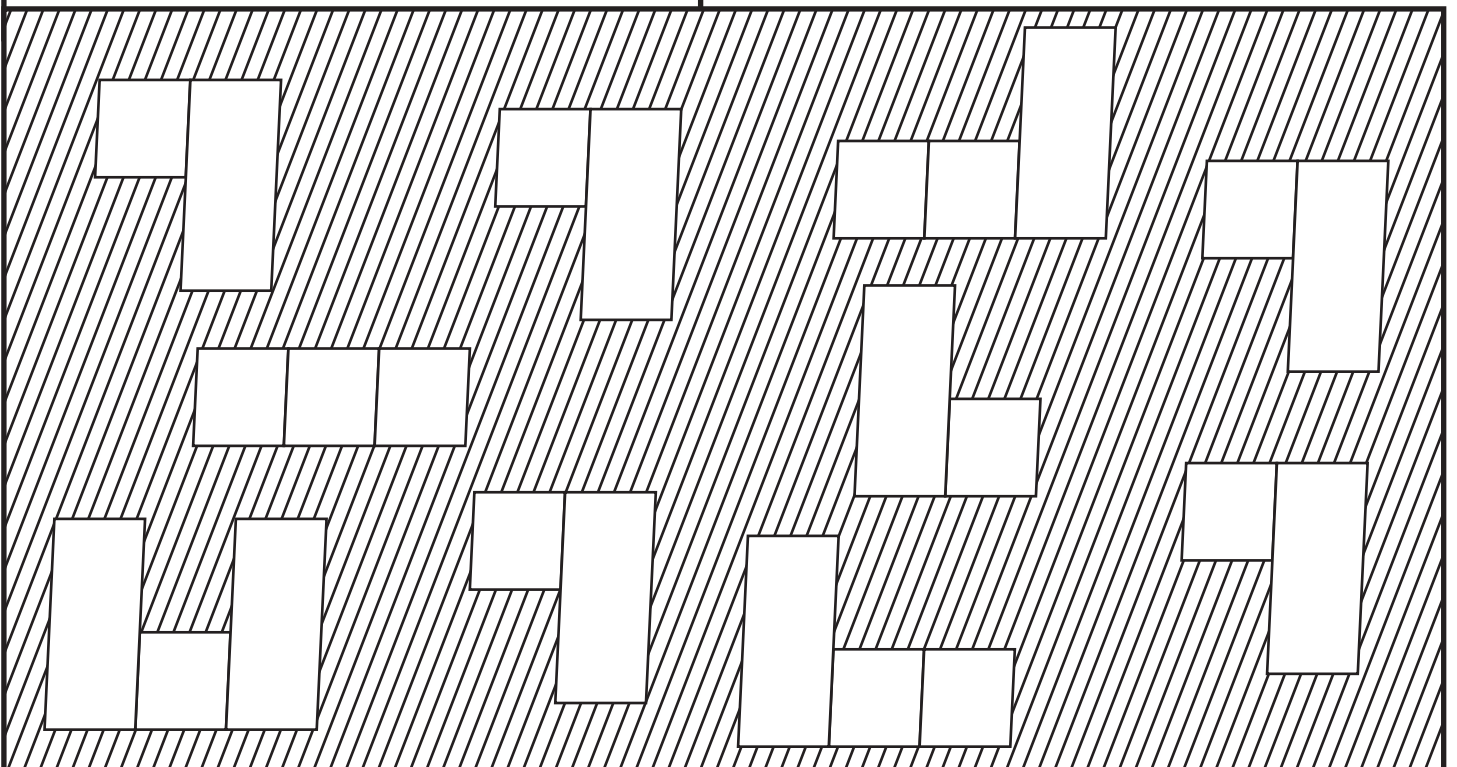
Trace the words.

my my my my my

Write *my* in each picture.



Write *my* in the correct shapes.






Trace the words.

my my my my my

Colour the carriages that say my.



Circle my in the sentences. Trace the correct sentence.

where is my ring  
he found my soap  
I went and got my torch



Write my words.


Blank writing lines for practicing the words 'my'.

Trace the words.

so my so my so

Write the words again.

Colour the *so* TV's red and the *my* TV's green.



Write the correct word in the sentence.

- 1 why is the sun ..... hot
- 2 I lost ..... belt
- 3 why is dad ..... mad
- 4 I left ..... bat on the bus



Find the words as many times as you can.

s	o	s	o	m	y	m	y
t	o	s	o	h	e	m	y
n	y	m	y	s	o	b	y
s	o	m	y	s	o	m	y


How many times did you find them?

so  my

Trace the words.

so my so my so

Write the correct word in the sentences. Colour the pictures.



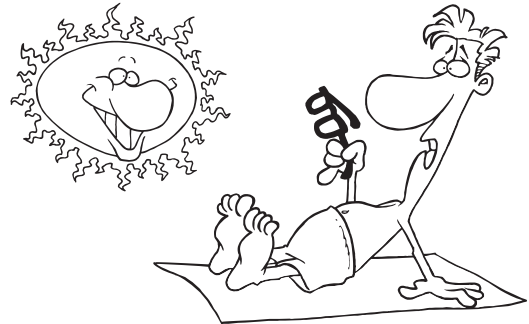
you are ..... big



that is ..... lunch



I am proud of ..... house



the sun is ..... hot

Colour the letters to make *so* or *my*. Write them again.

espog .....

sizmo .....

dmayo .....

mjkyl .....

Write *so* and *my* words again.

.....  
.....  
.....

Trace the words.

# REVISION

there they go no so my

Write the words again.

Write the missing words.

- 1 go and play over .....
- 2 you can ..... with her
- 3 mum said .....
- 4 where is ..... brush
- 5 he is big ..... he can drive
- 6 can ..... come to the river



Find the words as many times as you can.

s	o	s	o	n	o	m	y
t	h	e	r	e	m	y	g
g	o	n	o	t	h	e	y
m	y	t	h	e	r	e	s
s	o	t	h	e	r	m	y
m	y	g	o	n	o	s	o
n	o	g	o	t	h	e	y

How many times did you find them?

they  there

go  no

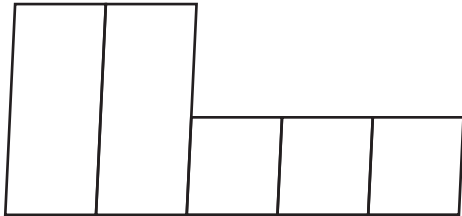
so  my

Trace the words.



# REVISION

there they go no so my

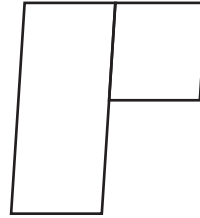
Write the correct words in the sentences.



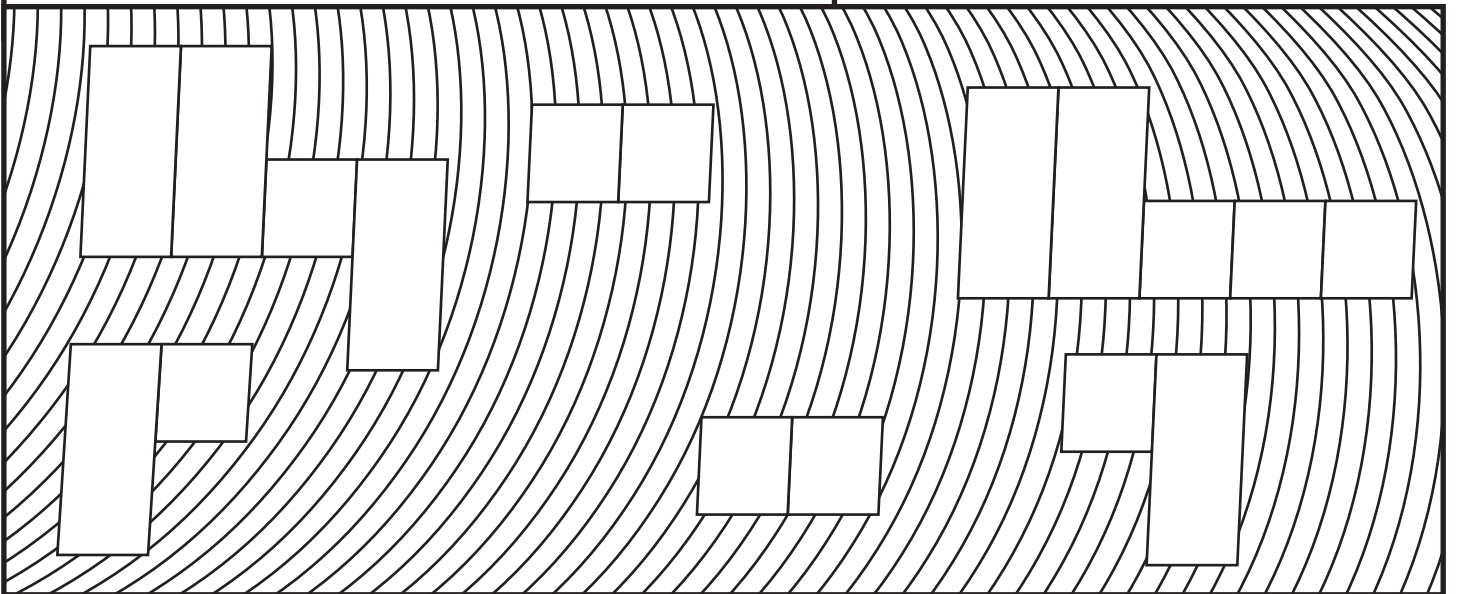
is a frog on the rock



they to school



Write the words in their correct shape.



Write the there they go no so my words again.

Blank handwriting lines for practicing the words 'there they go no so my' again.


# GROUP 5

one by

like have

live give






Trace the words.

one one one one one

Write *one* in the sentences. Colour the pictures.



..... mug on a step



..... slipper on the bed




..... snail on a leaf



..... ship on the river

Colour the buses that say *one*.







Trace the words.

one one one one one

Colour the shakers that say one.



Circle *one* in the sentences. Trace the correct sentence.



I have one wish

dad found one big shell

he lost one of his hats

Write *one* words.

Blank writing lines for practicing the word 'one'.


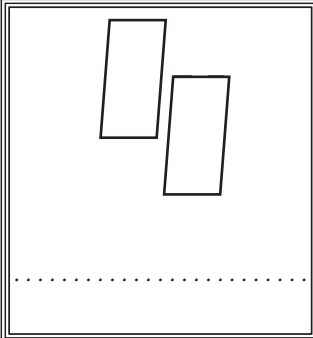

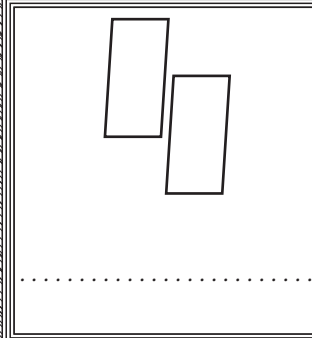
Trace the words.

by by by by by

Colour the letters to make *by*. Write it again.


a b o y e ..... b g o y l .....  
b j f i y ..... m b n y i .....

Write the missing letters. Write the word again.

			
---	---	--	---

Circle the *by* words. Trace the correct sentence.


a pig by a river  
a foal by the road  
mum chats by the van



Trace the words.

by by by by by

Colour the cheeses that say *by*.



Circle *by* in the sentences. Trace the correct sentence.

Sam stood *by* his sister

the car is *by* the shop

the shell was *by* the rock



Write *by*.


Handwriting practice lines consisting of a solid top line, a dashed middle line, and a solid bottom line.

Trace the words.

one by one by one


Write the words again.

Colour the *by* eggs red and the *one* eggs green.



Write the correct word in the sentence.

- 1 the frog is ..... the pond
- 2 stand ..... the desk
- 3 can you get ..... pen
- 4 she has ..... gift for you



Find the words as many times as you can.

b	o	n	e	b	y	o	n
o	n	e	b	y	o	n	e
h	o	n	d	y	b	y	e
b	y	o	n	e	o	n	e


How many times did you find them?

*by*  *one*

Trace the words.

one by one by one


Write the correct word in the sentences. Colour the pictures.



there is ..... pig



the shark is ..... the boat



she stood ..... my desk



he has ..... boot

Colour the letters to make one or by. Write them again.

abjmy.....

opnie.....

confeb.....

bghty.....

Write one and by words again.

.....  
.....  
.....

Trace the words.

like like like like

Trace over the like words.

like like no  
like be like  
we like  
like to  
me go was  
like there like



Find the like word as many times as you can.

l	i	c	k	l	i	k	e
c	l	i	k	e	l	i	k
l	i	k	e	l	i	k	e
b	l	i	k	e	d	i	l


How many times did you find it?

like

Trace the words.

like like like like

Colour the tacos that say like.




Circle like in the sentences. Trace the correct sentence.

do you like fish and chips

she would like to play

we like to go on the swing









Write like words.

Blank handwriting lines for writing the words 'like'.

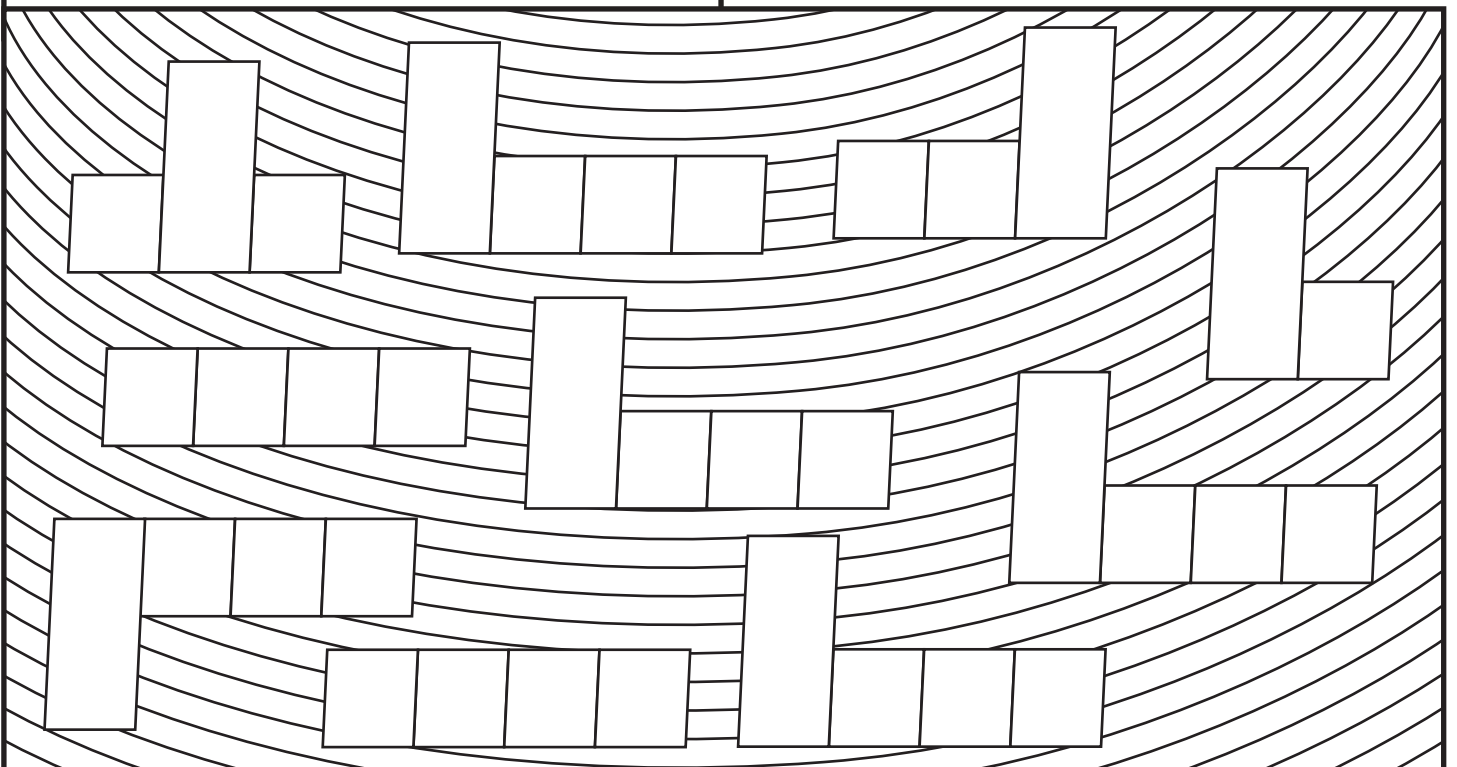
Trace the words.

have have have have

Write *have* in each picture.



Write *have* in the correct shapes.






Trace the words.

have have have have

Colour the vans that say have.




Circle *have* in the sentences. Trace the correct sentence.

they have lots of food

do you have a ring

I have six chickens



Write *have* words.

Blank writing lines for practicing writing words related to 'have'.

Trace the words.

like have like have

Write the words again.

Blank handwriting lines for practicing the words 'like' and 'have'.

Colour the *have* pizzas orange and the *like* pizzas red.



Write the correct word in the sentence.

1 they ..... fun on the boat

2 the man looks ..... my dad

3 ..... you got my fork

4 I ..... to drink milk

have  
like



Find the words as many times as you can.

h	a	v	l	i	k	e	h	a	v	e
l	i	k	e	h	a	v	e	l	o	c
h	a	v	e	l	i	c	h	a	v	e
l	i	k	e	t	e	a	h	a	v	e

How many times did you find them?

have  
like

<input type="text"/>
<input type="text"/>

Trace the words.

like have like have

Write the correct word in the sentences. Colour the pictures.



..... you got an ice cream



we ..... running  
down the road



I jump ..... a frog



..... they got lots of books

Colour the letters to make like or have. Write them again.

hoamve .....

Itijke .....

blicke .....

ihavte .....


Write like and have words again.

.....  
.....  
.....

Trace the words.

live live live live


Write live in the sentences. Colour the pictures.




they ..... in a house



snails ..... by eating leaves




the cats ..... in a cage



the girl and boy

..... in a van


Colour the bowls that say live.



Trace the words.

live live live live

Colour the bins that say live.



Circle *live* in the sentences. Trace the correct sentence.

where do crabs live

my sister is going to live with us

next year we will live on a boat



Write *live* words.

Blank writing lines for practicing writing words.

Trace the words.

giive giive giive giive

Colour the letters to make give. Write it again.

pgiove..... ngiupe.....  
grimve..... goivte.....

Write the missing letters. Write the word again.

□i□e

g□□e

gi□□


□iv□

Circle the give words. Trace the correct sentence.

give me a big hug

he can give the dog a pat


will you give mum the mop



Trace the words.

give give give give

Colour the gifts that say give.



Circle give in the sentences. Trace the correct sentence.

will you give me some food  
I like to give gifts  
give that to dad



Write give words.


Blank writing lines for practicing the word 'give'.

Trace the words.

live give live give

Write the words again.

Colour the *give* shapes blue and the *live* shapes green.



Write the correct word in the sentence.

- 1 will you ..... that to her
- 2 can you ..... it to my mum
- 3 she can ..... with me
- 4 he likes to ..... in a tent



give live

Find the words as many times as you can.

g	i	v	l	i	v	e	g	i	v	e
g	l	i	v	e	s	l	i	v	e	s
i	g	i	v	e	v	g	i	v	e	l
g	i	v	e	l	i	v	e	i	g	i

How many times did you find them?

live


give




Trace the words.

live give live give

Write the correct word in the sentences. Colour the pictures.




he likes to ..... in a tent



dad likes to ..... me a swing



can you ..... out the books



can crabs ..... under rocks

Colour the letters to make live or give. Write them again.

gaipue .....

hgivje .....

klimue .....

lniove .....

Write live and give words again.

.....

.....

.....

Trace the words.

# REVISION

one by like

Trace the words.

have live give

Write the missing words.

- 1 she has ..... red pen
- 2 where do they .....
- 3 what do you ..... to eat
- 4 the dog lives ..... the road
- 5 can you ..... the toast to him
- 6 what ..... the boys found



- give
- one
- by
- like
- have
- live

Find the words as many times as you can.

g	i	v	e	h	a	v	e
o	n	e	o	n	e	b	y
l	i	v	e	l	i	k	e
l	i	k	e	h	a	v	e
b	y	l	i	v	e	b	y
o	n	e	s	g	o	n	e
h	a	v	e	g	i	v	e

How many times did you find them?

one	<input type="text"/>	live	<input type="text"/>
by	<input type="text"/>	give	<input type="text"/>
like	<input type="text"/>	have	<input type="text"/>

Trace the words.

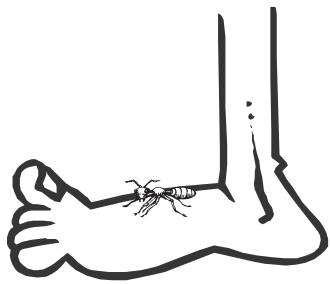
# REVISION

one by like

Trace the words.

have live give

Write the correct words in the sentences.



there is    ant on my foot

they     popcorn to eat



Write the words in their correct shape.

A large area with a wavy, hatched background containing several word shapes for identification:

- Shape 1: tall, thin vertical bar
- Shape 2: three boxes of equal height
- Shape 3: three boxes of equal height
- Shape 4: tall, thin vertical bar
- Shape 5: tall, thin vertical bar
- Shape 6: three boxes of equal height
- Shape 7: tall, thin vertical bar
- Shape 8: three boxes of equal height
- Shape 9: tall, thin vertical bar
- Shape 10: three boxes of equal height
- Shape 11: tall, thin vertical bar
- Shape 12: three boxes of equal height

# GROUP 6

only old

little down

what when



only



old



little




down



what



when




Trace the words.

only only only only

Trace over the *only* words.

said are only  
there only me  
only the  
only only  
she all only



Find the *only* word as many times as you can.

f	o	n	l	y	b	e	o	n	l	y
h	e	r	e	o	n	l	y	o	n	e
l	o	n	e	l	y	o	n	l	y	g
g	o	n	l	e	y	o	n	l	y	e


How many times  
did you find it?

only

Trace the words.

only only only only

Colour the biscuits that say *only*.



Circle *only* in the sentences. Trace the correct sentence.

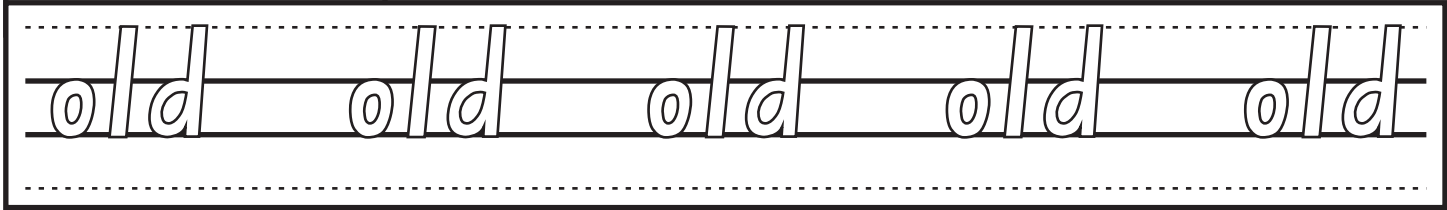
I *only* have one pen  
my sister *only* likes pies  
are you the *only* boy here




Write *only* words.

Blank handwriting lines for writing words.


Trace the words.



Write *old* in each picture.



Write *old* in the correct shapes.






Trace the words.


old old old old old

Colour the cases that say *old*.



Circle *old* in the sentences. Trace the correct sentence.

I like my old hat best  
the cheese smells old  
my dog is very old



Write *old* words.

Blank writing lines for the student to write words.


Trace the words.

only old only old

Write the words again.


Blank handwriting lines for practicing the words 'only' and 'old'.

Colour the *old* shapes green and the *only* shapes red.



Write the correct word in the sentence.

- 1 how ..... is your dad only
- 2 the hen has ..... one leg old
- 3 my dog is two years .....
- 4 she ..... saw three men



Find the words as many times as you can.

o	o	n	l	y	o	l	d
o	l	d	g	o	l	d	n
o	n	l	y	o	n	l	y
o	l	d	y	n	o	l	d

How many times did you find them?

old  only

Trace the words.

only old only old


Write the correct word in the sentences. Colour the pictures.



the man is .....



my dog ..... has three legs



the ..... boat  
sunk in the storm



she ..... likes jam on toast

Colour the letters to make *only* or *old*. Write them again.

oelzda ..... omnlxy .....  
aonply ..... wopltd .....

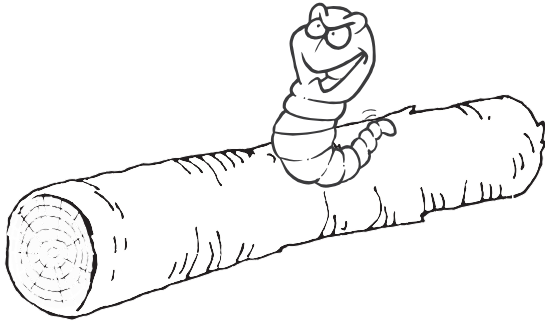
Write *only* and *old* words again.

.....  
.....  
.....

Trace the words.

little little little

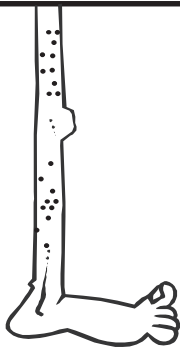
Write *little* in the sentences. Colour the pictures.



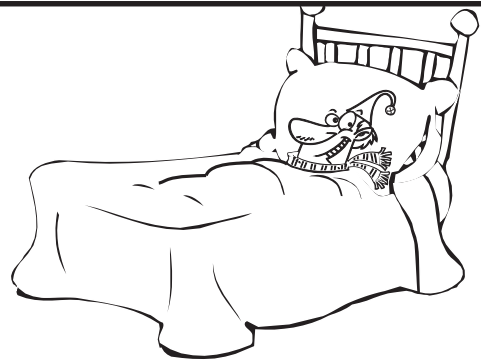
a ..... grub on a log



a ..... mug on a desk




..... spots on a leg



a ..... elf on a bed

Colour the paper bags that say *little*.



Trace the words.


little little little

Colour the hats that say little.



Circle *little* in the sentences. Trace the correct sentence.

my little sister plays with me  
the snake has little fangs  
he has little feet



Write *little* words.

Blank writing lines for practicing writing words.

Trace the words.

down down down

Colour the letters to make down. Write it again.

edfognw ..... cpdoawn .....

dyozwin ..... dotewng .....

Write the missing letters. Write the word again.

□ o □ n

d □ □ n

do □ □


□ ow □

Circle the *down* words. Trace the correct sentence.

down the hill we go

we live down the road

see-saws go up and down



Trace the words.

down down down

Colour the boxes that say down.

you

down

was

down

down

be

down

down

down

down

down


the

Circle down in the sentences. Trace the correct sentence.

the car went down the road

we sat down on the stools

they ran down the hill




Write down words.

Trace the words.

down little down little


Write the words again.

Colour the little pumpkins yellow and the down pumpkins orange.



Write the correct word in the sentence.

- 1 the van went ..... the road
- 2 he has some ..... hens
- 3 the ..... elf had fun
- 4 they went ..... the hill



Find the words as many times as you can.

l	i	t	t	l	e	d	o	w	n	l
b	o	w	n	l	i	t	t	l	e	d
o	u	r	l	i	t	t	l	e	d	o
d	o	w	n	d	o	w	n	d	o	w

How many times did you find them?

little


down




Trace the words.

down little down little


Write the correct word in the sentences. Colour the pictures.




my ..... sister  
plays with a frog



we all went .....  
the hill



the red bus went  
..... the road



a ..... cat on a big bed

Colour the letters to make little or down. Write them again.

loithtle .....

bdiowin .....

domwun .....

lidtotle .....

Write little and down words again.

.....  
.....  
.....

Trace the words.

what what what

Trace over the *what* words.

said what what  
there what  
what me  
what you  
what she  
what are what



Find the *what* word as many times as you can.

h	a	t	w	a	t	w	h	a	t	e
w	h	a	t	w	a	h	t	a	w	e
m	w	h	a	t	w	h	a	t	w	h
a	t	w	h	a	t	w	h	a	t	a

How many times  
did you find it?

what

Trace the words.

what

what

what

Colour the hot dogs that say *what*.

down

old

what

what

what

little

what

like

what

was

what

what

Circle *what* in the sentences. Trace the correct sentence.

what did my dad say

what do ants eat

I have what you have



Write *what* words.

Blank handwriting lines for writing the word 'what'.







Trace the words.

when

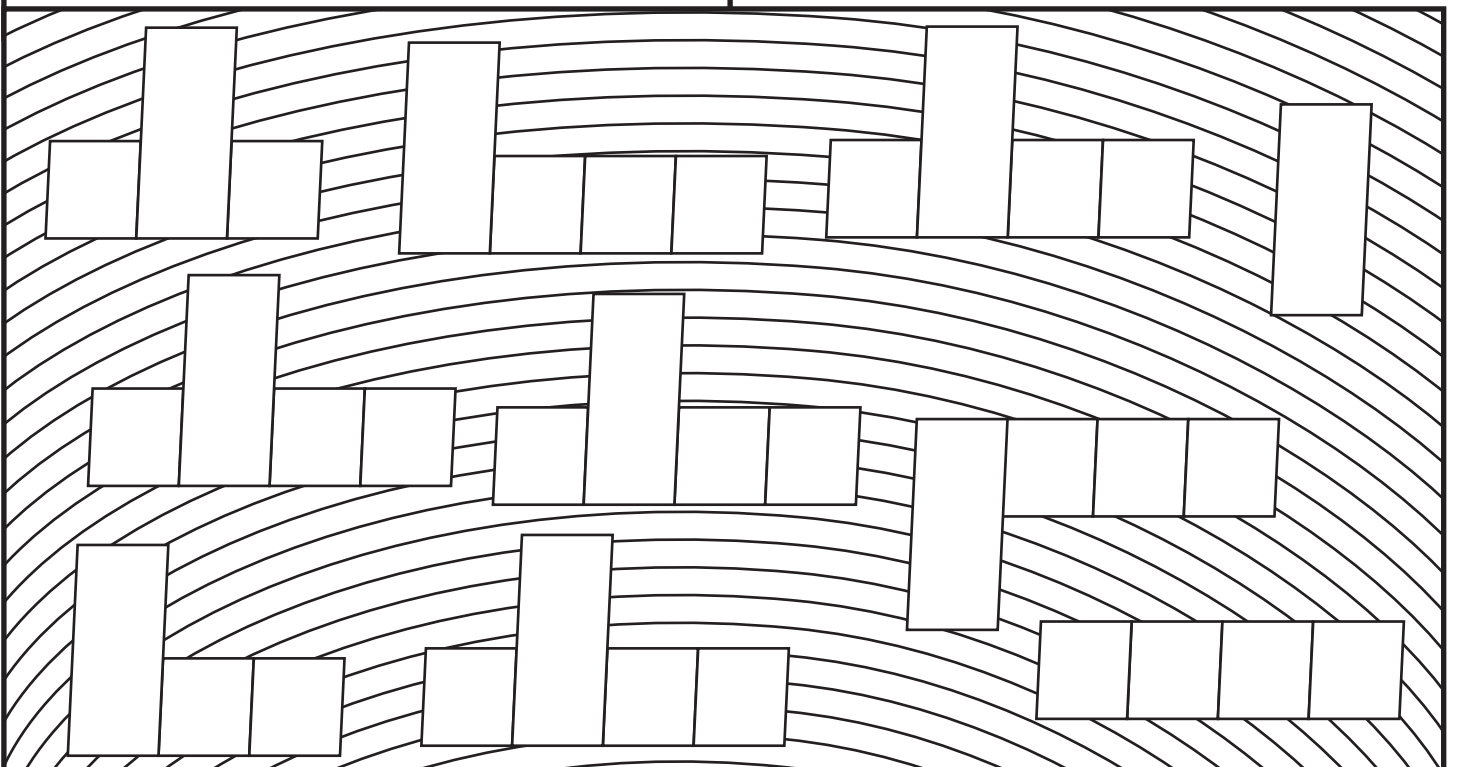
when

when

Write when in each picture.



Write when in the correct shapes.



Trace the words.

when

when

when

Colour the arrows that say when.

when

when

what

when

when

the

when

when

was

when

when


some

Circle when in the sentences. Trace the correct sentence.

do you know when to come

when will you come by

I like it when it is hot



Write when words.

Blank handwriting lines for writing words.


Trace the words.

when what when what

Write the words again.

Blank handwriting lines for practicing the words.

Colour the *when* shapes red and the *what* shapes yellow.



Write the correct word in the sentence.

- ..... pie did you get
- ..... song will you sing
- ..... will he start
- ..... can you help them



when  
what

Find the words as many times as you can.

w	h	e	n	v	e	r	w	h	a	t
w	h	a	t	w	h	e	n	h	o	w
w	h	e	n	w	w	h	e	n	a	t
m	w	h	a	t	w	h	a	t	o	t

How many times did you find them?


what

when

Trace the words.

when what when what

Write the correct word in the sentences. Colour the pictures.



..... is the dog eating



he swims ..... the  
wave comes



they clap ..... I sing



..... is mum cooking

Colour the letters to make *what* or *when*. Write them again.

whlatx ..... wzhlen .....

pwhren ..... wshuat .....

Write *what* and *when* words again.

.....

.....

.....

Trace the words.

# REVISION

only old little

Trace the words.

down what when

Write the missing words.

- 1 ..... will you pack your bag
- 2 how ..... is your dog
- 3 ..... speed is the car going
- 4 the boat went ..... the river
- 5 that is the ..... soap we have
- 6 the sheep has a ..... tail



Find the words as many times as you can.

l	i	t	t	l	e	l	d
o	l	d	d	o	w	n	w
w	h	a	t	d	o	w	n
o	l	d	l	o	n	l	y
w	h	l	i	t	t	l	e
w	h	e	n	w	h	a	t
o	w	h	a	t	o	l	d

How many times did you find them?

old  down

only  what

little  when



Trace the words.

# REVISION

only

old

little

Trace the words.

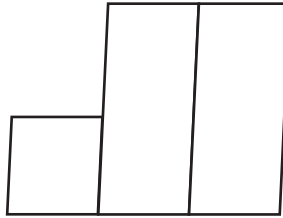
down

what


when

Write the correct words in the sentences.

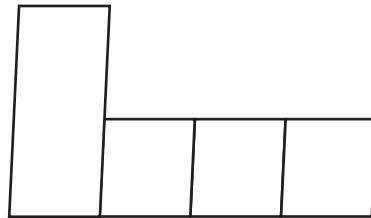
the



man stands on the road

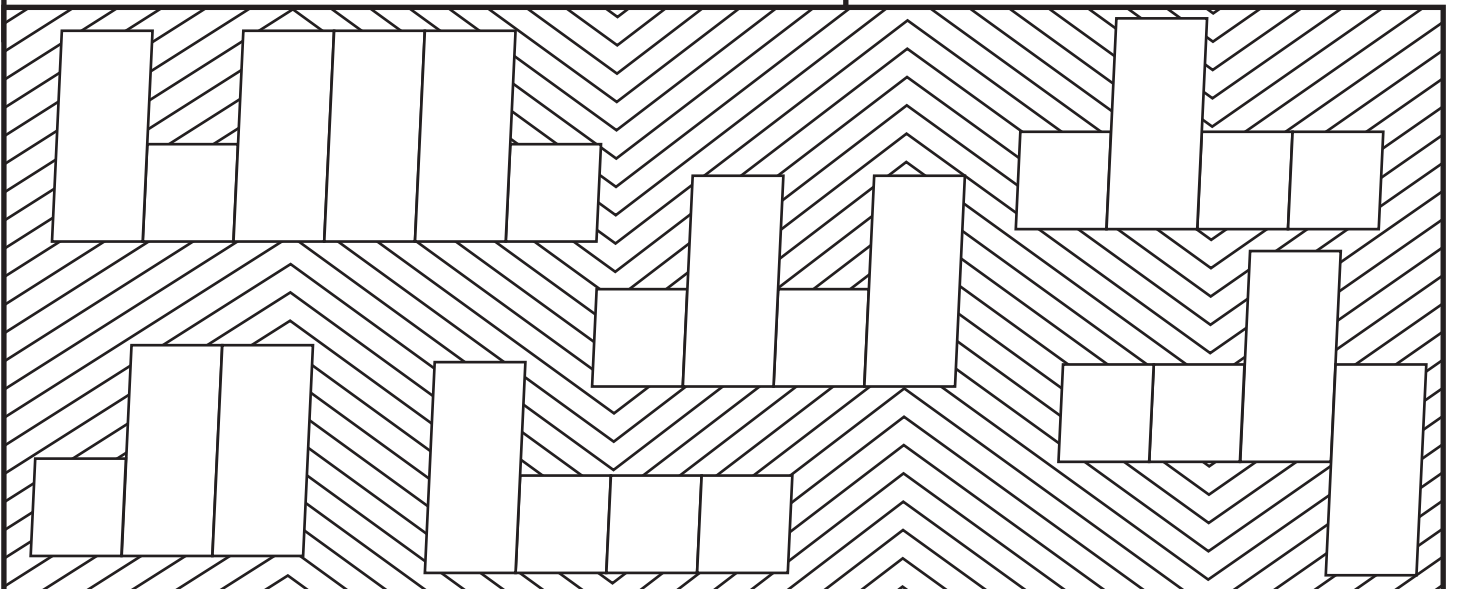


the children sit



on the mat

Write the words in their correct shape.



# GROUP 7

where

why

who

which

many

more






Trace the words.

where where where

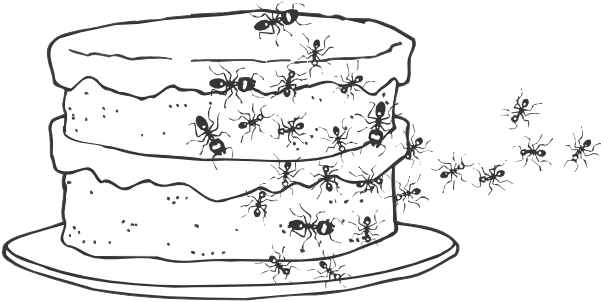
Write *where* in the sentences. Colour the pictures.




..... is the dog



..... is the boy



..... are the ants



..... are the frogs

Colour the folders that say *where*.



Trace the words.


where where where

Colour the cakes that say *where*.



Circle *where* in the sentences. Trace the correct sentence.

do you know where she is  
where is that car going  
where are the spoons



Write *where* words.

Blank writing lines for the 'Write where words' section.

Trace the words.

why why why why

Colour the letters to make *why*. Write it again.

w e h p y ..... o w e h y .....  
g w h i y ..... w x h z y .....

Write the missing letters. Write the word again.

w  y

h

y


w

Circle the *why* words. Trace the correct sentence.

why is dad sad

why did she run

why are the ants on the road



Trace the words.

why why why why

Colour the shapes that say *why*.

why

only

what

why

was

why

why

when

why

where

why

why

why

why

why

why

why

Circle *why* in the sentences. Trace the correct sentence.

why is she so sad

why do dogs bark

do you know why it is dark



Write *why* words.


Blank writing lines for the 'Write why words' section.

Trace the words.

why where why where


Write the words again.

Colour the *where* bottles blue and the *why* bottles red.



Write the correct word in the sentence.

- 1 ..... did you find the crabs
- 2 ask him ..... he likes toast
- 3 ..... did you bring the box
- 4 ..... do you keep the string



Find the words as many times as you can.

w	h	e	r	e	w	h	y	w	h	y
w	h	y	t	h	e	r	e	w	a	s
w	h	y	w	h	e	r	e	w	h	y
w	h	e	r	e	t	h	e	w	h	y

How many times did you find them?

where

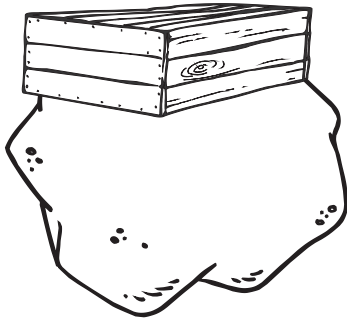
why



Trace the words.

why where why where

Write the correct word in the sentences. Colour the pictures.



..... is the box on a rock



..... is the pig  
stuck in the mud



..... is the mouse



..... are mum's slippers

Colour the letters to make *why* or *where*. Write them again.

wohpjy .....

whkere .....

lawzhy .....

wihere .....

Write *why* and *where* words again.

.....  
.....  
.....

Trace the words.

who who who who

Trace over the who words.

who who who  
he me who  
by so  
was what  
who who  
where who who



Find the who word as many times as you can.

h	o	w	h	o	w	h	o
w	h	a	t	w	h	o	m
w	h	o	w	o	w	h	o
o	w	h	o	w	h	o	a

How many times did you find it?

who

Trace the words.

who who who who

Colour the shapes that say *who*.

what

who

who

who

who

why

who

when

who

who

where

who

who

was

who


who

Circle *who* in the sentences. Trace the correct sentence.

who will you play with

do you know who did that

who is that girl with









Write *who* words.

Blank writing lines for practicing writing words starting with 'who'.

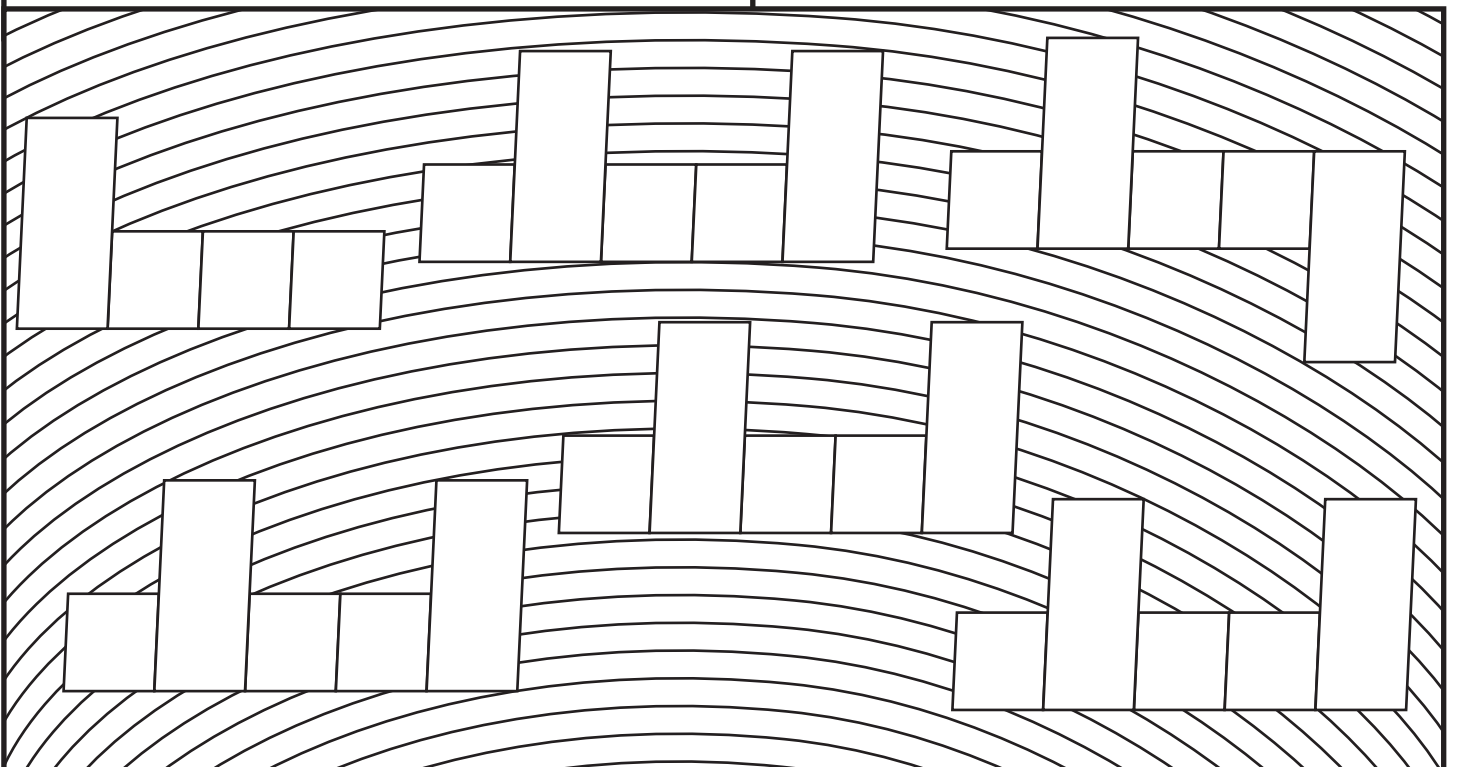
Trace the words.

which which which

Write which in each picture.



Write which in the correct shapes.



Trace the words.

which which which

Colour the clouds that say *which*.

which

which

which

when

why

which

who

which

which

what

which

which

which

which

where

which

Circle *which* in the sentences. Trace the correct sentence.

which book is yours

which girl was with you

can you see which boy it is



Write *which*.


Trace the words.

who which who which

Write the words again.

Blank handwriting lines for practicing the words.

Colour the *who* mats yellow and the *which* mats green.



Write the correct word in the sentence.

- ..... took you to see the zebra *who* *which*
- ..... tooth is bad
- ..... broom do you need
- ..... are you going to meet



Find the words as many times as you can.

w	h	i	c	h	w	h	o
m	h	o	w	h	i	c	h
w	h	i	c	h	w	h	o
w	h	o	w	h	o	m	n


How many times did you find them?

who  which


Trace the words.

who which who which

Write the correct word in the sentences. Colour the pictures.



..... is that on the road



..... man is feeding the dog



..... pan has mum got



..... can you see under the tree

Colour the letters to make *who* or *which*. Write them again.

wheich ..... wthnzo .....

awhuso ..... wrhich .....

Write *who* and *which* words again.

.....  
.....  
.....


Trace the words.

many many many

Write *many* in the sentences. Colour the pictures.




how ..... candles  
on the cake



..... frogs on the log



..... stars in the sky



how ..... fish in the pond

Colour the shapes that say *many*.

many

was

many

there

many

many

many

who

what

little

many

many

many


many



Trace the words.


many many many

Colour the fire rings that say many.



Circle many in the sentences. Trace the correct sentence.

how many children are there  
how many do you need  
many fish in the pond



Write many words.

Blank writing lines for practicing the word 'many'.

Trace the words.

more more more more

Colour the letters to make *more*. Write it again.

amoure ..... mboret .....

meogre ..... imorze .....

Write the missing letters. Write the word again.

m o □ □

m □ □ e

□ o □ e


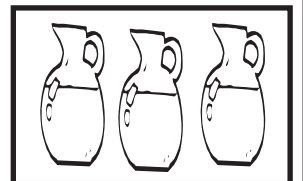

□ □ □ e

Trace the *more* words. Draw a line to the picture.

more than one horse

more than three fish


more than two jugs



Trace the words.

more more more more

Colour the beetles that say *more*.



Circle *more* in the sentences. Trace the correct sentence.

there are more snails on the rock  
how many more bees are there  
do you need more help



Write *more* words.


Blank writing lines for the student to write more words.

Trace the words.

many more many more

Write the words again.

Colour the *many* blankets orange and the *more* blankets red.



Write the correct word in the sentence.

- 1 there are ..... hens on the farm
- 2 how much ..... do you need
- 3 there is ..... food to eat
- 4 how ..... teeth do you have



many  
more

Find the words as many times as you can.

m	i	n	y	m	a	n	y	o	r	e
m	o	r	e	m	a	n	y	a	n	t
m	o	r	e	m	o	r	m	a	n	y
a	m	o	r	e	m	a	n	y	o	r

How many times  
did you find them?

many  
more

<input type="text"/>
<input type="text"/>


Trace the words.

many more many more

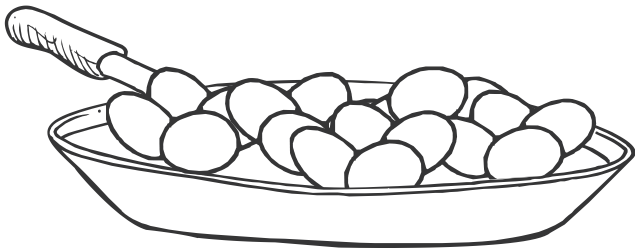
Write the correct word in the sentences. Colour the pictures.



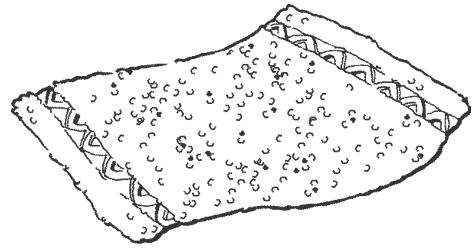
how ..... dogs are  
in the park



here are .....  
than two hens



..... than two eggs  
in the pan



how ..... dots  
are on the rug

Colour the letters to make *many* or *more*. Write them again.

moslre .....

mnopre .....

smazny .....

mxawny .....

Write *many* and *more* words again.

.....

.....

.....

Trace the words.

# REVISION

where

why

who

Trace the words.

which

many

more

Write the missing words.

- 1 ..... are they so hot
- 2 ..... girl has a red coat
- 3 ..... did you see the snail
- 4 how ..... cups do you need
- 5 ..... got the best gift
- 6 there are ..... spots than I can count



where  
why  
who  
which  
many  
more

Find the words as many times as you can.

m	a	n	y	i	w	h	y
w	h	i	c	h	w	h	o
m	o	r	e	m	a	n	y
w	h	y	w	h	e	r	e
a	m	o	r	e	w	h	y
u	w	h	o	m	a	n	y
w	h	e	r	e	w	h	y

How many times did you find them?

who  which

why  where

more  many

Trace the words.

# REVISION

where

why

who

Trace the words.

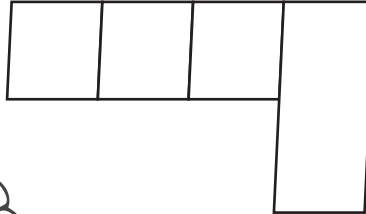
which

many

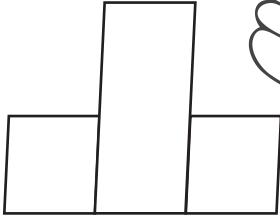


more

Write the correct words in the sentences.


there are



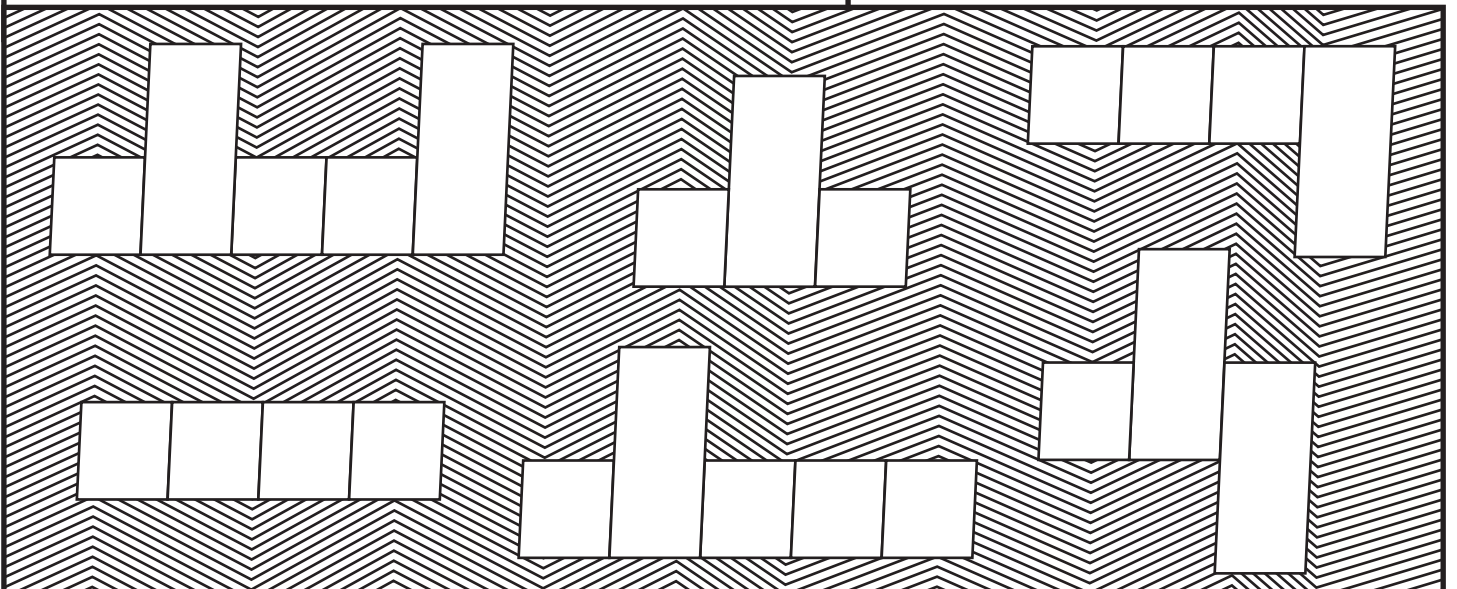
bees near the hive



is under the desk



Write the words in their correct shape.



# GROUP 8

any before

were





saw

other

put








Trace the words.

any any any any

Trace over the *any* words.

any many any  
was  
he to any  
any when  
any any any  
come



Find the *any* word as many times as you can.

e	n	y	a	n	y	a	n
a	n	y	a	n	y	m	o
g	a	n	y	h	a	n	y
a	n	y	j	a	n	y	c


How many times did you find it?

any

Trace the words.

any any any any

Colour the UFO's that say *any*.



Circle *any* in the sentences. Trace the correct sentence.

are there any pegs

have you got any milk

does he have any freckles









Write *any* words.

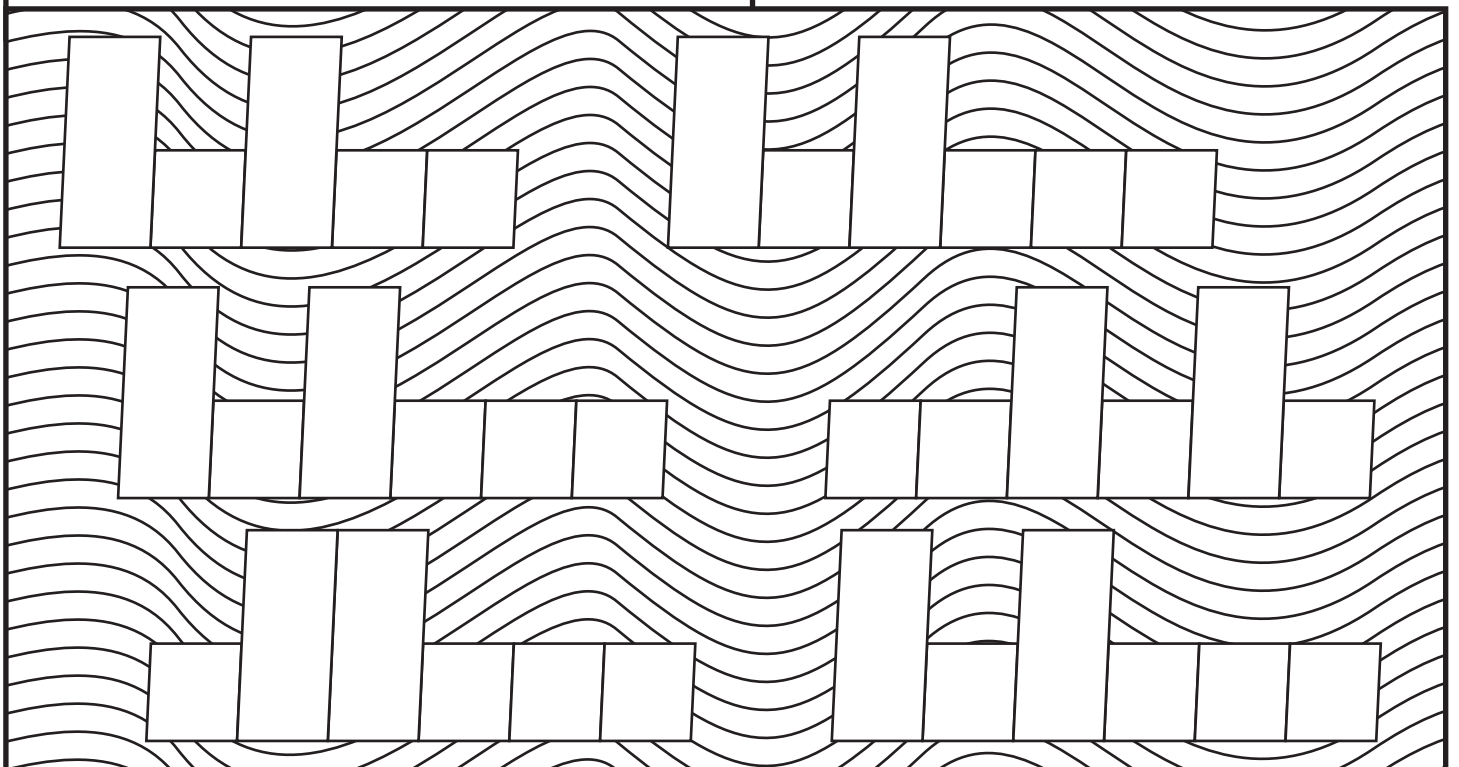
Trace the words.

before before before

Write before in each picture.



Write before in the correct shapes.



Trace the words.

before before before

Colour the tomatoes that say *before*.



Circle *before* in the sentences. Trace the correct sentence.



mum got on the bus before me

eat your food before you go out

sweep the mat before you sit on it

Write *before* words.

Blank handwriting lines for writing words.


Trace the words.

any before any before

Write the words again.

Blank handwriting lines for practicing the words 'any' and 'before'.

Colour the *any* hot dogs blue and the *before* hot dogs green.



Write the correct word in the sentence.

- 1 get your book ..... you go
  - 2 have you got ..... lunch
  - 3 they can sit down ..... you
  - 4 are there ..... sharks in the sea
- any  
before



Find the words as many times as you can.

m	a	n	y	b	e	f	o	r	e	m
b	e	f	o	r	e	a	n	y	a	y
a	n	i	a	n	y	m	a	n	y	o
b	e	f	o	r	e	n	y	a	n	y

How many times did you find them?

any  
before

Two empty boxes for writing the counts of 'any' and 'before'.

Trace the words.

any before any before


Write the correct word in the sentences. Colour the pictures.



get down .....  
you get hurt



he will eat ..... food



do you have ..... dogs



eat your food .....  
any ice cream

Colour the letters to make *any* or *before*. Write them again.

befxore ..... bpefore .....

asntmy ..... wanruy .....

Write *any* and *before* words again.

.....  
.....  
.....


Trace the words.

were were were were


Write *were* in the sentences. Colour the pictures.




the dogs ..... on the roof



the boxes ..... on the van




the hens ..... on the boat



the spoons ..... on the sheep

Colour the books that say *were*.





Trace the words.

were were were were

Colour the flowers that say *were*.

were

when

were

were

what

which

where

were


were

Circle *were* in the sentences. Trace the correct sentence.

they were fishing

what were you playing

were there ants in the food



Write *were* words.

Trace the words.

saw saw saw saw

Colour the letters to make *saw*. Write it again.

esaiwp..... bsiawg.....  
seaxwj..... skapwy.....

Write the missing letters. Write the word again.

□aw

sa□

□a□

s□w

Circle the *saw* words. Trace the correct sentence.

she saw the flag



dad saw a chicken


they saw the shark



Trace the words.


saw saw saw saw

Colour the apples that say *saw*.



Circle *saw* in the sentences. Trace the correct sentence.

they saw the bat in the tree  
I saw a big red hen  
he saw the boat



Write *saw* words.

Trace the words.

were saw were saw

Write the words again.

Colour the *were* bowls blue and the *saw* bowls red.




Write the correct word in the sentence.

1 I ..... the king and queen

2 what ..... they singing

3 where ..... the crabs

4 she ..... the cars crash



were

Find the words as many times as you can.

t	w	e	r	e	s	a	w	e	r	e
s	a	w	s	a	w	w	e	r	e	t
c	o	s	a	w	w	e	r	e	w	e
w	e	r	e	s	a	w	w	e	r	e

How many times did you find them?

were

saw


Trace the words.

were saw were saw


Write the correct word in the sentences. Colour the pictures.



he ..... a big plant



they ..... playing chess



where ..... they going



he ..... a tin of food

Colour the letters to make *were* or *saw*. Write them again.

sbadfw .....

wgeire .....

jsackw .....

lwehre .....

Write *were* and *saw* words again.

.....

.....


.....

Trace the words.

other other other

Trace over the other words.

more saw other  
there other what  
other the  
other other  
down said other



Find the other word as many times as you can.

b	o	t	h	e	r	o	t	h	e	r
o	t	h	e	r	g	o	t	b	e	r
w	o	t	h	e	r	o	t	h	e	r
o	t	h	e	o	t	h	e	r	o	t

How many times  
did you find it?

other


Trace the words.

other

other

other

Colour the clowns that say other.




Circle other in the sentences. Trace the correct sentence.

mum said to get the other hat

dad needs the other boot

can you help each other









Write other words.

Two sets of handwriting lines (top solid, middle dashed, bottom solid) for writing practice.


Trace the words.

put put put put put

Write put in each picture.



Write put in the correct shapes.






Trace the words.

put put put put put

Colour the signs that say put.



Circle put in the sentences. Trace the correct sentence.

he put his book down  
where did you put it  
mum put my lunch in my bag



Write put words.

Blank handwriting lines for writing words.

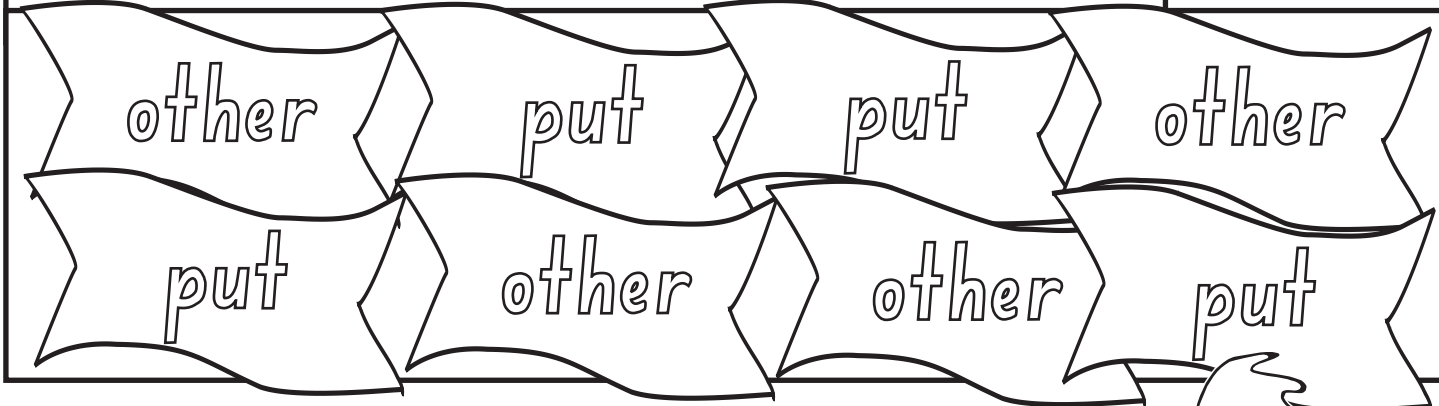
Trace the words.

other put other put

Write the words again.


Blank handwriting lines for practicing the words 'other' and 'put'.

Colour the *other* shapes orange and the *put* shapes red.



Write the correct word in the sentence.

- 1 ..... the dish down
- 2 who has the ..... book
- 3 they went with each .....
- 4 where did you ..... the box



Find the words as many times as you can.

o	t	h	e	r	o	t	h	e	r	p
u	t	p	u	t	p	u	t	o	t	h
p	u	t	p	u	t	o	t	h	e	r
o	t	h	e	r	p	u	t	p	t	u

How many times did you find them?


other

put

Trace the words.

other put other put


Write the correct word in the sentences. Colour the pictures.



..... your name here



where will I ..... this bag



we can help each .....



here is the ..... one

Colour the letters to make other or put. Write them again.

apumit .....

otjher .....

osther .....

pkulzt .....

Write other and put words again.

.....  
.....  
.....

Trace the words.


# REVISION

any before were

Trace the words.

saw other put

Write the missing words.



- 1 you can go in ..... them
- 2 we ..... chimps at the zoo
- 3 they will help each .....
- 4 what ..... they saying
- 5 can you ..... that down
- 6 are there ..... chops for dinner

any  
before  
were  
saw  
other  
put

Find the words as many times as you can.

b	e	f	o	r	e	s	a
s	a	w	a	n	y	a	w
o	t	h	e	r	p	u	t
w	e	r	e	w	e	r	e
a	n	b	e	f	o	r	e
p	u	t	o	t	h	e	r
s	a	w	w	e	r	e	p

How many times did you find them?

any  before

saw  were

put  other

Trace the words.

# REVISION

any before were

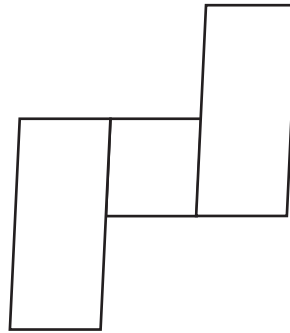
Trace the words.

saw other put

Write the correct words in the sentences.



mum



the baby in the cot

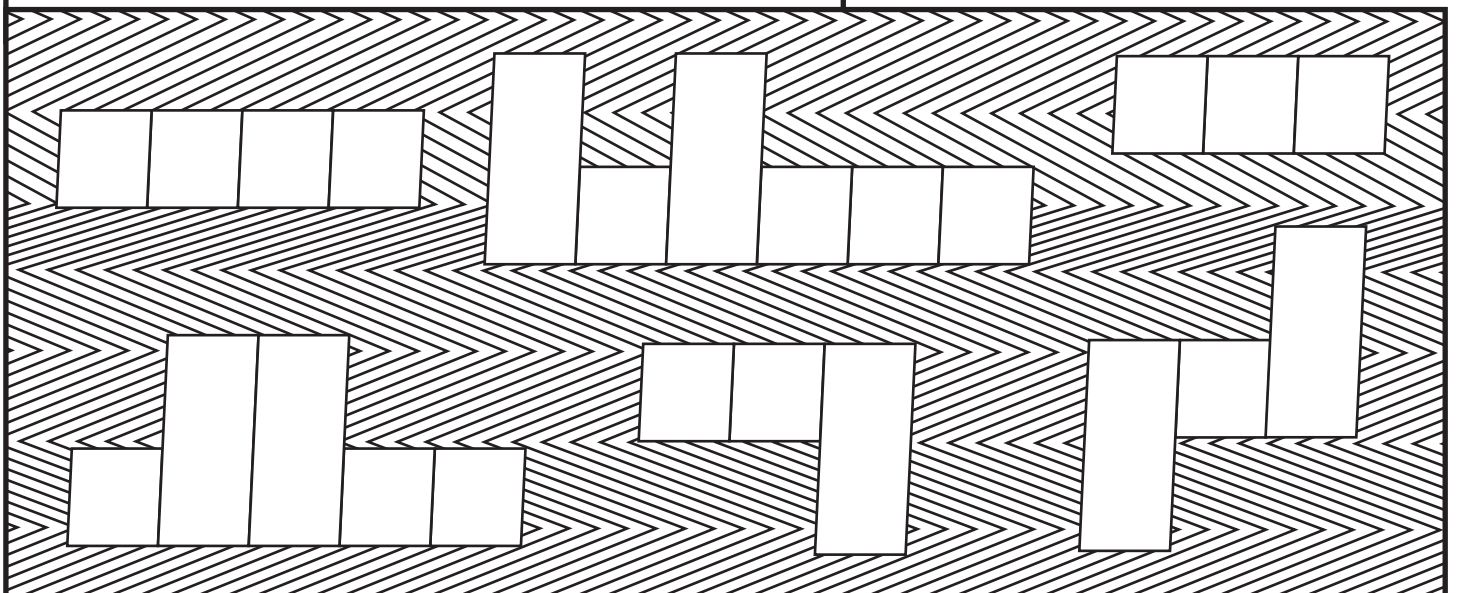


they



the kids run

Write the words in their correct shape.



# GROUP 9

two




want

should because

could

four






Trace the words.

two two two two


Write *two* in the sentences. Colour the pictures.



a man with ..... books



..... bugs in a web



..... cars on a road



..... clouds in the sky

Colour the cans that say *two*.






Trace the words.

two two two two

Colour the balls that say two.



Circle two in the sentences. Trace the correct sentence.

I have two hands

Sam has two sisters

he has two bags of chips



Write two.

Blank handwriting lines for practicing the word 'two'.

Trace the words.

want want want want

Colour the letters to make *want*. Write it again.

w e a n o t ..... w i a n t e .....  
p w a z n t ..... m w a n o t .....

Write the missing letters. Write the word again.

□ ant

w □ □ t

□ □ n □


□ a n □

Circle the *want* words. Trace the correct sentence.

I want some chips

I want my dog


I want a shell



Trace the words.

want want want want


Colour the bowls that say want.



Circle *want* in the sentences. Trace the correct sentence.

they want chips for tea  
I want to go on the swing  
do you want some milk

Write *want* words.




Trace the words.

two want two want

Write the words again.

Blank handwriting lines for practicing the words 'two' and 'want'.

Colour the two books yellow and the want books blue.



Write the correct word in the sentence.

- 1 there are ..... bees on the leaf
- 2 do you ..... eggs for lunch
- 3 I ..... a speed boat
- 4 we will go at ..... o'clock



Find the words as many times as you can.

t	t	w	o	w	a	n	t	t	o	o
w	a	n	t	t	w	o	w	a	n	t
t	w	o	w	a	n	t	t	w	o	m
m	o	w	a	n	t	w	o	t	w	o

How many times did you find them?

two

want


Trace the words.

two want two want


Write the correct word in the sentences. Colour the pictures.



I ..... to find my things



there are ..... cars



the clock says ..... o'clock



I ..... to look for shells

Colour the letters to make two or want. Write them again.

tbweio ..... whadnt .....

fjtwco ..... wagnkt .....

Write two and want words again.

.....

.....


.....

Trace the words.

should should should

Trace over the should words.

should what should  
should which  
who should  
all two  
should before want



Find the should word as many times as you can.

w	o	s	h	o	u	l	d	o	u	l
s	h	o	u	l	d	t	h	e	r	e
m	o	r	s	h	o	u	l	d	e	r
o	u	l	d	e	s	h	o	u	l	d

How many times  
did you find it?

should

Trace the words.

should should should

Colour the papers that say should.

other

want

should

before

should

should

why

should

were

put

should

two

should

where

should


should

Circle *should* in the sentences. Trace the correct sentence.

you should eat your food

they should try to be good

we should go fishing









Write *should* words.

Blank handwriting lines for writing words.


Trace the words.

because because because

Write *because* in each picture.



Write *because* in the correct shapes.






Trace the words.

because because because

Colour the plates that say *because*.



Circle *because* in the sentences. Trace the correct sentence.

he was sick because of the bad food  
she was sad because she lost her hat  
they were hot because of the sun



Write *because* words.


Blank writing lines for practicing 'because' words.

Trace the words.

should because should

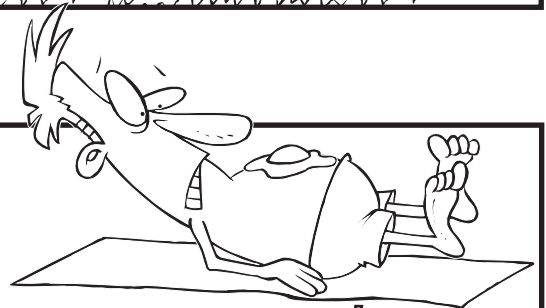
Write the words again.

Colour the *should* mountains red and the *because* mountains green.



Write the correct word in the sentence.

- 1 he is sad ..... she left
- 2 you ..... do your best
- 3 she is sad ..... she cut her leg because
- 4 you ..... not be in the sun too much should



Find the words as many times as you can.

s	h	o	u	l	d	b	e	c	a	u	d
b	e	c	b	e	c	a	u	s	e	s	h
c	a	u	s	e	s	h	o	u	l	d	b
w	o	u	b	e	c	a	u	s	e	o	u

How many times did you find them?


should

because

Trace the words.

because should because

Write the correct word in the sentences. Colour the pictures.



she ..... stop  
jumping on the bed



she cried ..... she  
cut her hand



he was cold .....  
he was wet



he ..... eat his lunch.

Colour the letters to make *should* or *because*. Write them again.

shpoiuld ..... becawuse .....

bexcause ..... hsjhould .....

Write *because* and *should* words again.

.....

.....

.....

Trace the words.

could could could

Write *could* in the sentences. Colour the pictures.




the frog .....  
sit on the log



the man .....  
sail the boat




the girl .....  
play on the swing



the bees .....  
buzz near the flowers

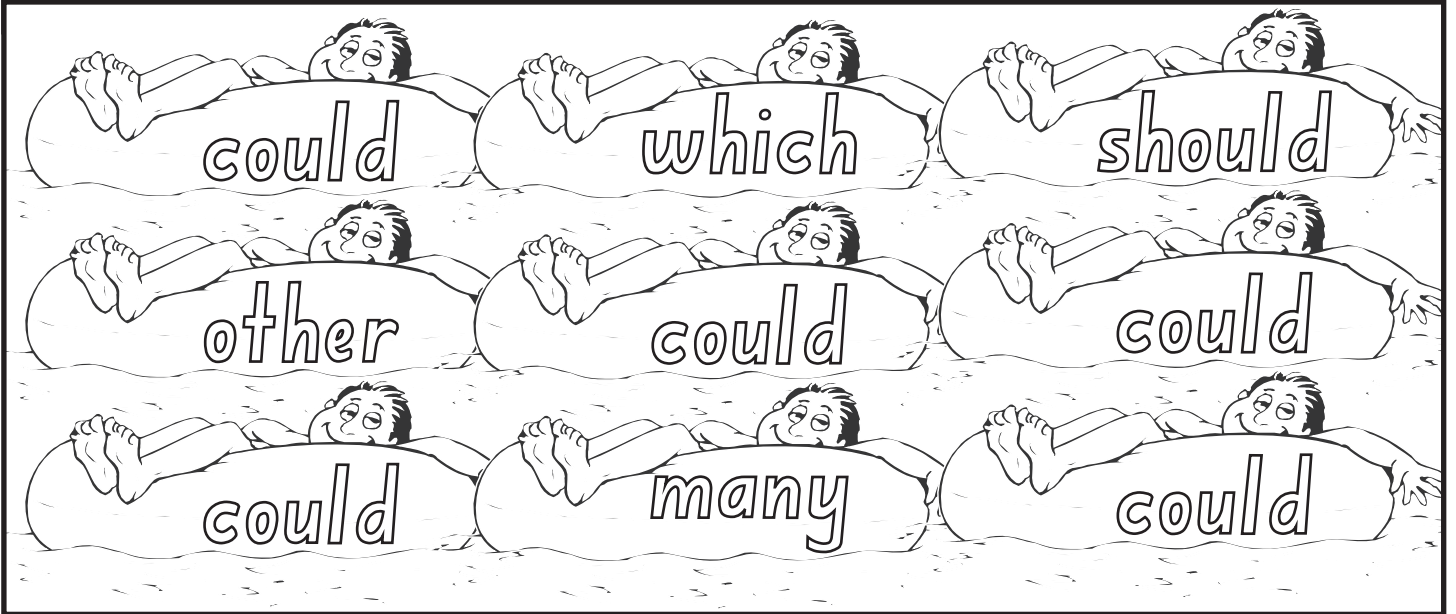
Colour the tool boxes that say *could*.



Trace the words.

could could could

Colour the tubes that say could.



Circle *could* in the sentences. Trace the correct sentence.

you could boil an egg for lunch  
could you get me a tissue  
they could help you



Write *could* words.

Blank handwriting lines for writing words.

Trace the words.

four four four four

Colour the letters to make *four*. Write it again.

ifeoupr.....afeosur.....  
jfoiure.....iftouar.....

Write the missing letters. Write the word again.

□our

f□□r

□our


f□□□

Circle the *four* words. Trace the correct sentence.

there are four fish

there are four sheep


are there four pigs



Trace the words.

four four four four

Colour the snakes that say four.



Circle *four* in the sentences. Trace the correct sentence.

I saw four stars

my sister is four today

there are four sheep eating grass



Write four words.


Four sets of handwriting lines (dotted top, solid middle, dotted bottom) for writing practice.

Trace the words.

could four could four


Write the words again.

Colour the *could* trucks red and the *four* trucks yellow.



Write the correct word in the sentence.

- 1 ..... you stand up
- 2 my sister is ..... years old
- 3 I wish he ..... come with us
- 4 there are ..... corks on his hat



Find the words as many times as you can.

s	c	o	u	l	d	f	o	f	o	u	r
c	o	u	l	d	f	o	u	r	c	o	u
l	d	f	o	u	r	c	o	u	l	d	t
f	c	o	u	l	d	c	o	u	l	d	f

How many times did you find them?

could


four



Trace the words.

could four could four

Write the correct word in the sentences. Colour the pictures.




..... branches on the tree



..... you pat the cat



you ..... bounce the ball



..... clouds in the sky

Colour the letters to make *could* or *four*. Write them again.

cobulfd.....

fgoduir.....

gflouer.....

ecouhld.....

Write *could* and *four* words again.

.....  
.....  
.....

Trace the words.

# REVISION

two

want

should

Trace the words.



because

could

four

Write the missing words.

- 1 his ..... hands are big
- 2 you ..... go and help him
- 3 do you ..... to get some fish
- 4 he is sad ..... he got hurt
- 5 two and two makes .....
- 6 ..... you kick the ball to me



Find the words as many times as you can.

t	b	e	c	a	u	s	e
w	a	n	t	f	o	u	r
s	h	o	u	l	d	b	e
t	w	o	c	o	u	l	d
f	o	u	r	w	a	n	t
b	e	c	a	u	s	e	s
c	o	u	l	d	t	w	o

How many times did you find them?

two  because

want  could

four  should

Trace the words.


# REVISION

two want should

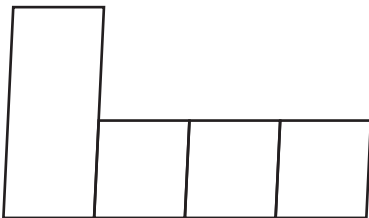
Trace the words.

because could four

Write the correct words in the sentences.




do you  to sit on the couch



candles on the cake



Write the words in their correct shape.





# GROUP 10

would right

goes does

made their






Trace the words.

would would would

Trace over the would words.

would would other  
there would  
would any  
would would  
what more should



Find the would word as many times as you can.

w	o	u	l	d	s	h	o	u	l	d
m	o	w	o	u	l	d	w	o	u	r
w	o	u	l	d	t	w	o	u	l	d
a	w	o	u	l	d	w	o	u	l	d

How many times  
did you find it?

would

Trace the words.

would would would

Colour the banners that say *would*.

would

would

because

would

could

would

should

would


would

Circle *would* in the sentences. Trace the correct sentence.

they would like to go on the bus

she would like to see a chimp

would you stop jumping









Write *would* words.

Blank writing lines for practicing 'would' words.

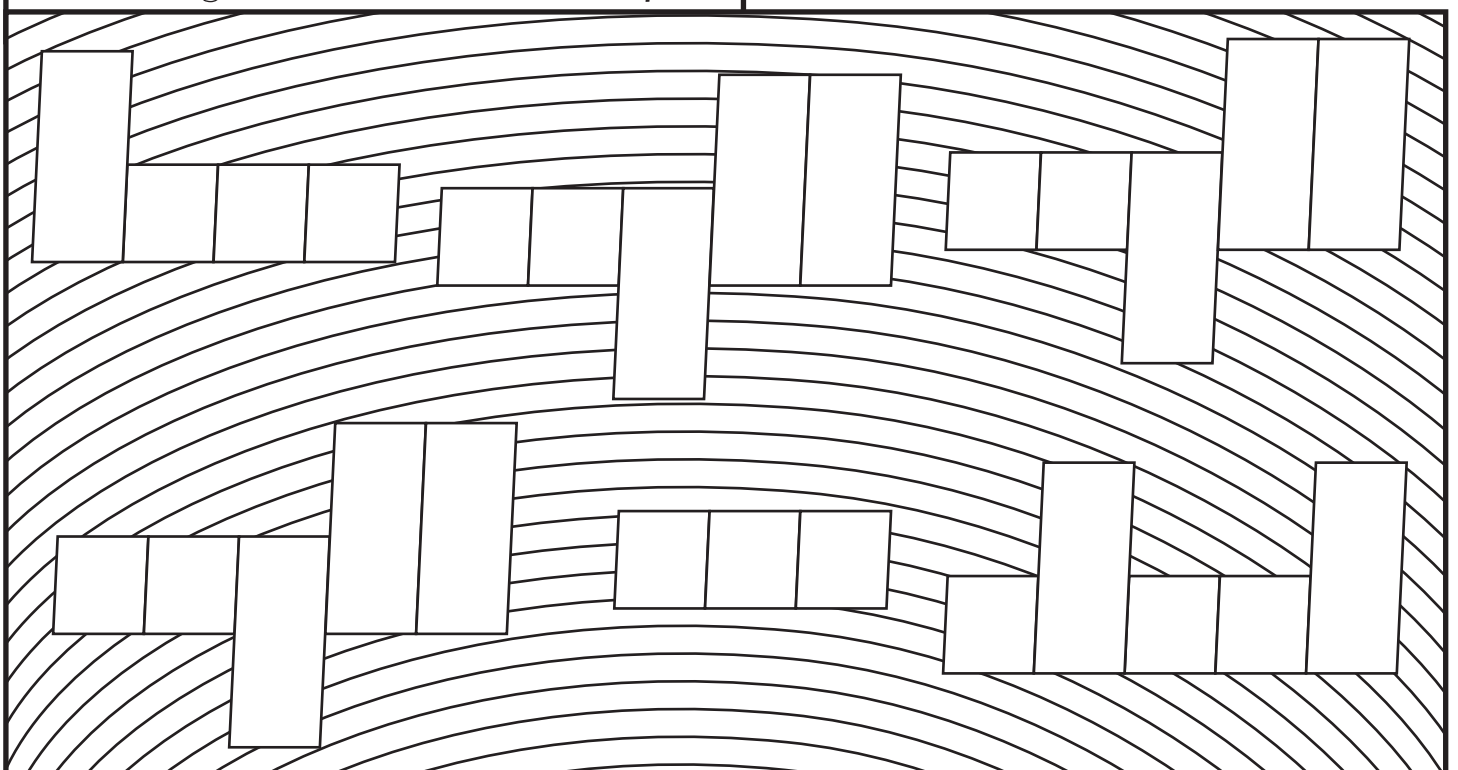
Trace the words.

right right right

Write *right* in each picture.



Write *right* in the correct shapes.






Trace the words.

right right right

Colour the shapes that say right.



Circle right in the sentences. Trace the correct sentence.

give me the right coin  
turn to the right  
my right leg is hurt



Write right words.


Blank writing lines for practicing writing words.

Trace the words.

would right would right

Write the words again.

Colour the *would* shapes yellow and the *right* shapes green.



Write the correct word in the sentence.

- 1 mum cut her ..... hand
- 2 ..... he like to play
- 3 do you think they are .....
- 4 ..... you thank her for me



Find the words as many times as you can.

r	i	g	h	t	t	w	o	u	l	d
w	o	u	l	d	f	r	i	g	h	t
f	r	i	g	h	t	r	i	g	h	t
m	r	i	g	h	t	w	o	u	l	d

How many times did you find them?

would

right


Trace the words.

would right would right


Write the correct word in the sentences. Colour the pictures.



she has a book  
in her..... hand



he ..... like  
to find his hat



..... you throw a stick  
for the dog



the bus did a  
..... hand turn

Colour the letters to make *would* or *right*. Write them again.

wourbld ..... ruifght .....

cwoeuld ..... urioght .....

Write *would* and *right* words again.

.....  
.....  
.....


Trace the words.

goes goes goes goes

Write *goes* in the sentences. Colour the pictures.



dad ..... to have  
lunch with mum



the sheep ..... to  
drink at the creek



my sister .....  
on the swing



the king .....  
to see the queen

Colour the shapes that say *goes*.

goes

any

goes

goes

goes

could

other

goes

goes

before

goes

goes

Trace the words.

goes goes goes goes

Colour the shapes that say goes.

goes

goes

would

goes

old

other

goes

goes

down

goes

goes

only

goes

goes

right

Circle goes in the sentences. Trace the correct sentence.

the car goes down the hill

my sister goes to the shop

he goes to see his mum



Write goes words.

Blank handwriting lines for writing words.

Trace the words.

does does does does

Colour the letters to make *does*. Write it again.

dfoegs ..... dfowes .....

idoaes ..... jdnoes .....

Write the missing letters. Write the word again.

□ o □ s

d o □ □

d □ □ s

□ □ e □

Circle the *does* words. Trace the correct sentence.

mum does the sweeping

he does his homework

dad does the dishes



Trace the words.

does does does does

Colour the leaves that say *does*.

does

does

right

does

does

what

would

goes

when

does

does

does

Circle *does* in the sentences. Trace the correct sentence.

the man does a big jump

the dog does a trick

she does her work



Write *does* words.

Blank writing lines for practicing the word 'does'.

Trace the words.


goes does goes does

Write the words again.

Colour the *goes* shapes blue and the *does* shapes yellow.



Write the correct word in the sentence.

- 1 who ..... the dishes at your house
  - 2 the hen ..... to find the chicks
  - 3 dad ..... to work on Monday
  - 4 he always ..... his best
- 
- A cartoon illustration of a man with a large nose, glasses, and a white shirt, sitting at a desk and looking thoughtful. He has his hand to his chin. To his right, the words 'goes' and 'does' are written vertically. On the desk in front of him are a stack of papers, a pen, and a cup.

Find the words as many times as you can.

e	d	o	e	s	g	o	e	s	d	o
g	o	e	s	d	o	e	s	d	g	a
d	o	e	s	r	g	o	e	s	g	h
a	g	o	e	s	g	e	d	o	e	s

How many times did you find them?

goes


does



Trace the words.

goes does goes does

Write the correct word in the sentences. Colour the pictures.



the clown ..... a trick



she ..... to get the soap



mum ..... on the bus



dad ..... the dishes

Colour the letters to make goes or does. Write them again.

gzoces .....

igoehs .....

fdoaes .....

djokes .....

Write goes and does words again.

.....

.....


.....

Trace the words.

made made made made

Trace over the *made* words.

made made  
many which made  
made who  
what made  
made two  
made because made



Find the *made* word as many times as you can.

w	a	d	e	m	a	d	e	a	d	e
m	a	d	e	m	a	d	e	m	a	d
n	a	k	m	a	d	e	m	a	d	e
r	m	a	d	e	w	m	a	d	e	n

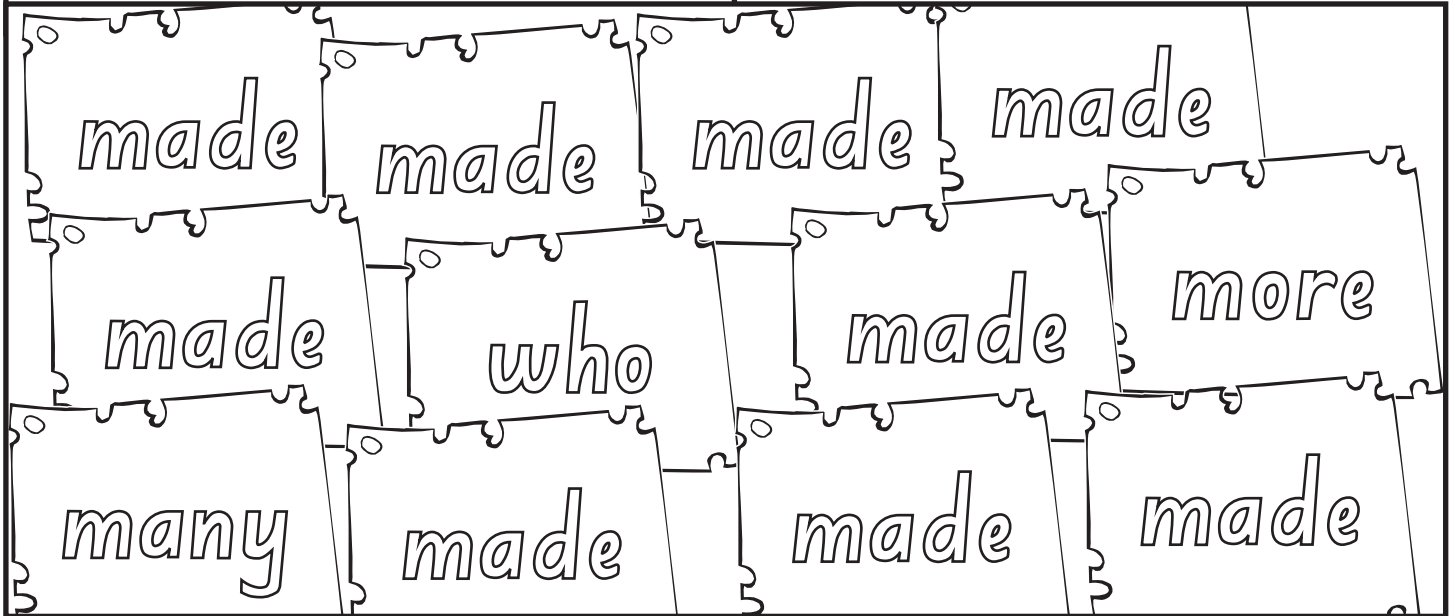
How many times  
did you find it?

made

Trace the words.

made made made made

Colour the shapes that say made.



Circle *made* in the sentences. Trace the correct sentence.

mum made a cake

he made a big mess

she made some coffee









Write *made* words.

Blank writing lines for practicing writing words related to 'made'.

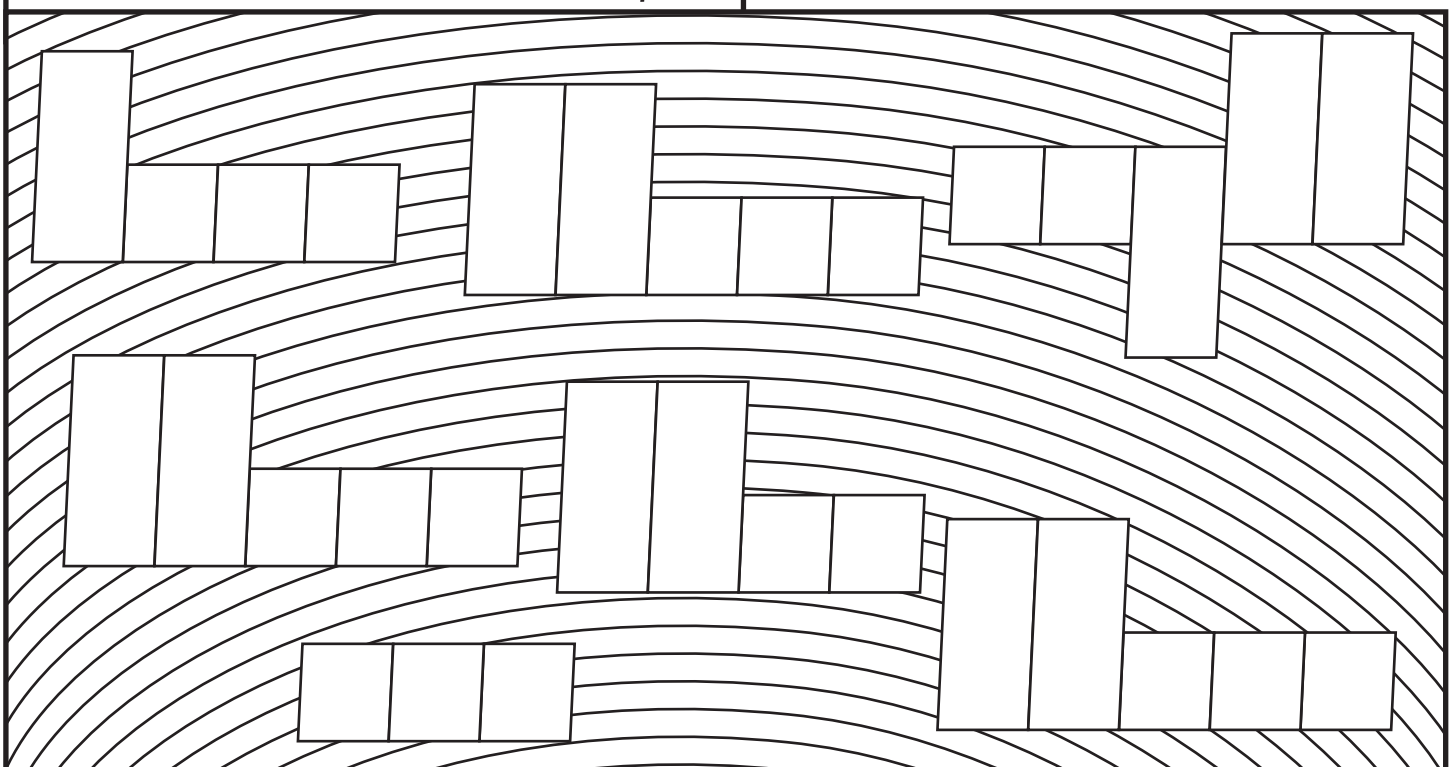
Trace the words.

their their their

Write *their* in each picture.




Write *their* in the correct shapes.



Trace the words.


their their their

Colour the shapes that say their.



Circle their in the sentences. Trace the correct sentence.

their job is to mop the floor  
where are their children  
did you find their books



Write their words.

Blank writing lines for practicing the word 'their'.


Trace the words.

made their made their

Write the words again.


Blank handwriting lines for practicing the words 'made' and 'their'.

Colour the *made* shapes yellow and the *their* shapes red.



Write the correct word in the sentence.

- 1 they found ..... books
- 2 he ..... a loud noise
- 3 they should get ..... lunch soon
- 4 mum ..... fish and chips for dinner



Find the words as many times as you can.

t	m	a	d	e	t	h	e	i	r	n
t	h	e	i	r	m	t	h	e	i	r
m	a	d	e	w	m	a	d	e	e	d
u	t	h	e	i	r	n	m	a	d	e

How many times did you find them?

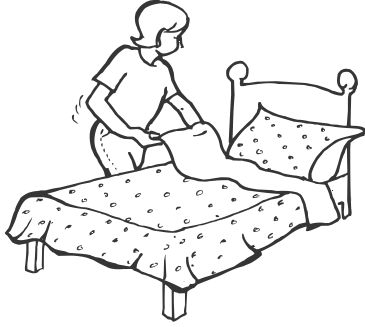
made

their

Trace the words.

made their made their

Write the correct word in the sentences. Colour the pictures.



she ..... her bed



he floats in ..... pool



Tim went in ..... car



dad ..... popcorn

Colour the letters to make *made* or *their*. Write them again.

m a d b i x e .....

t g h e a i r .....

t h c e i k r .....

f m a i z d e .....

Write *made* and *their* words again.

.....

.....

.....

Trace the words.

# REVISION

would right goes

Trace the words.

does made their

Write the missing words.

- 1 how ..... you like to pay me
- 2 mum ..... shopping on the weekend
- 3 they ..... their beds today
- 4 he ..... his best not to shout
- 5 they must do ..... homework
- 6 I think you are .....

would  
right  
goes  
does  
made  
their



Find the words as many times as you can.

w	o	u	l	d	o	e	s
m	a	d	e	g	o	e	s
t	h	e	i	r	g	h	t
r	i	g	h	t	o	u	d
d	o	e	s	g	o	e	s
m	a	d	w	o	u	l	d
d	o	e	r	i	g	h	t

How many times did you find them?

goes  would

made  right

does  their



Trace the words.

# REVISION

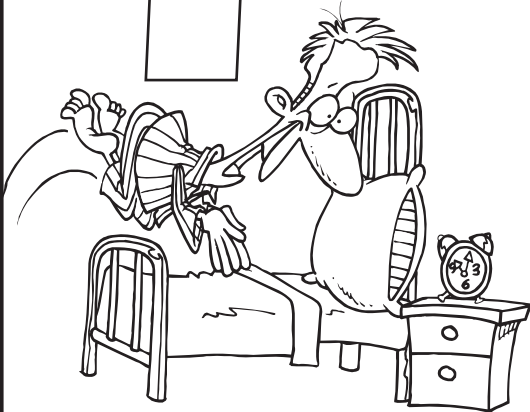
would right goes

Trace the words.

does made their

Write the correct words in the sentences.

dad     for a nap in his bed































































the snail     a trail


Write the words in their correct shape.

A large rectangular area with a brick pattern background, containing several irregularly shaped boxes for writing words. The boxes are arranged in a way that they would fit together to form a complete sentence when the words are written in their correct shapes.

Can you read and write these tricky words?

 I ..... 	 some ..... 
 the ..... 	 said ..... 
 he ..... 	 here ..... 
 she ..... 	 there ..... 
 we ..... 	 they ..... 
 me ..... 	 go ..... 
 be ..... 	 no ..... 
 was ..... 	 so ..... 
 to ..... 	 my ..... 
 do ..... 	 one ..... 
 are ..... 	 by ..... 
 all ..... 	 like ..... 
 you ..... 	 have ..... 
 your ..... 	 live ..... 
 come ..... 	 give ..... 

Can you read and write these tricky words?

 only ..... 	 saw ..... 
 old ..... 	 other ..... 
 little ..... 	 put ..... 
 down ..... 	 two ..... 
 what ..... 	 want ..... 
 when ..... 	 should ..... 
 where ..... 	 because ..... 
 why ..... 	 could ..... 
 who ..... 	 four ..... 
 which ..... 	 would ..... 
 many ..... 	 right ..... 
 more ..... 	 goes ..... 
 any ..... 	 does ..... 
 before ..... 	 made ..... 
 were ..... 	 their ..... 

**Synthetic Phonics - 60 Tricky Words** introduces sight words or tricky words. These are words that are irregular and have to be learnt by the look of them and not by blending their letters.

- The worksheets will provide activities which will develop word recognition by drawing attention to the visual aspects of the words.
- Many opportunities are provided for the student to practice writing the tricky words.
- Revision sheets are provided which can be used in the classroom or for homework.

● Tricky words treated are:

- Group One: I, the, he, she, we, me,
- Group Two: be, was, to, do, are, all
- Group Three: you, your, come, some, said, here
- Group Four: there, they, go, no, so, my
- Group Five: one, by, like, have, live, give
- Group Six: only, old, little, down, what, when
- Group Seven: where, why, who, which, many, more
- Group Eight: any, before, were, saw, other, put
- Group Nine: two, want, should, because, could, four
- Group Ten: would, right, goes, does, made, their

This book is suitable for the following grades in different states.

	NSW	ACT	VIC	TAS	WA	NT	SA	QLD	NZ
K, Prep	✓	✓	✓	✓					
1					✓	✓	✓	✓	✓
2									

LOWER

There are three books in this series:

- BUR-9091 SYNTHETIC PHONICS - 42 BASIC SOUNDS**
- BUR-9092 SYNTHETIC PHONICS - 60 TRICKY WORDS**
- BUR-9093 SYNTHETIC PHONICS - 100 BASIC READERS**

**Burrabooks** publications are written by Australian teachers who have had extensive classroom experience.

For more information visit:

[www.burrabooks.com.au](http://www.burrabooks.com.au)

**BUR-9092**

ISBN: 9781920982522



9 781920 982522



**BURRABOOKS**

[www.burrabooks.com.au](http://www.burrabooks.com.au)  
[mail@burrabooks.com.au](mailto:mail@burrabooks.com.au)