




**BLACKLINE
MASTERS**



**Daily
Contracts**
YEAR ONE

BURRABOOKS



BURRABOOKS

POST 101 Richmond Street, Boree Creek 2652 **PHONE** 069-271-532 **FAX** 069-271-517

QUALITY BLACKLINE MASTERS

Daily Contracts ~ Year One

written by Greg Porich

© Burrabooks Pty Ltd.

1996, 1997

ACN 070006085

All rights reserved.


Except under the conditions described in the Copyright Act, 1968 of Australia and subsequent amendments, no part of this publication may be reproduced, stored in a retrieval system or transmitted in any form or by any means, electronic, mechanical, photocopying, recording, scanning or otherwise without the express prior permission of the copyright owner, with the following exception:

Permission is granted for each page to be copied to produce a sufficient amount for the purchaser to supply their class only.


The publisher prohibits the making of copies for use by other than the purchaser, or the copying of the loaned originals or copies of the originals.

As with all Burrabooks publications every attempt is made to acknowledge copyright. Any infringements are purely coincidental and the publisher offers apologies where applicable.

ISBN 1 86402 077 6



BUR-7001



Some of the Blackline Master titles available from Burrabooks are:

CHRISTMAS PRIMARY

- BUR-121 Christmas Activities
- BUR-115 Christmas Help

EASTER PRIMARY

- BUR-211 Easter Activities
- BUR-205 Easter Help

PRIMARY THEMES

- BUR-140 Cooking
- BUR-961 Transport
- BUR-135 Computers
- BUR-885 Rock 'n Roll Worksheets
- BUR-751 Occupations
- BUR-401 Year Six Homework
- BUR-253 Fabulous Families
- BUR-171 Dinosaur Dig-In
- BUR-911 Signs of the Times

MATHEMATICS PRIMARY

- BUR-661 Targetting Tables
- BUR-521 K-6 Maths for Small School
- BUR-621 Maths Games
- BUR-130 Colour Tables
- BUR-331 Grids and Patterns
- BUR-671 Multiplication Colour

PERSONAL DEV. PRIMARY

- BUR-528 Keeping Yourself Safe
- BUR-527 Keeping Yourself Healthy
- BUR-315 Getting it Together
- BUR-261 Family, Friends and Feelings

SOCIETY & ENVIRONMENT Level 3

- BUR-921 Time, Continuity and Change (3)
- BUR-922 Place and Space (Lv3)
- BUR-923 Culture (Lv3)
- BUR-924 Resources (Lv3)
- BUR-925 Natural & Social Systems (Lv3)
- BUR-926 Investigation, Communication (Lv3)

BACK-TO-BACK THEMES

- BUR-6000 Back-to-Back Space / Energy
- BUR-6001 Back-to-Back Riddle / Drill Maths
- BUR-6002 Back-to-Back Environment/Sports

INFANTS THEMES

- BUR-1905 Seasons
- BUR-1904 The Sea
- BUR-1901 Pets
- BUR-1902 Food
- BUR-1903 Moving

BEGINNING READING

- BUR-5005 Wombat Beginning Sounds
- BUR-1950 Wombat Cut, Match & Paste
- BUR-5004 Wombat Basic Blending

INFANTS READING

- BUR-5000 Wombat Reading - Kindergarten
- BUR-5001 Wombat Reading Year One
- BUR-5002 Wombat Reading Year Two
- BUR-5200 Wombat Numeration
- BUR-535 Kindergarten Squares Part One
- BUR-536 Kindergarten Squares Part Two

PROFILES

- BUR-246 Evaluating Mathematics Outcomes
- BUR-248 Evaluating English Outcomes
- BUR-240 Evaluating Science Outcomes
- BUR-242 Evaluating Health & Physical Ed.
- BUR-241 Evaluating Technology Outcomes
- BUR-243 Evaluating The Arts Outcomes
- BUR-244 Evaluating Society & Environment

CLASSROOM RESOURCES

- BUR-1200 Wombat Lettering
- BUR-1201 Homonym Dictionary
- BUR-1151 Writing Construction Kit
- BUR-131 Classroom Cards
- BUR-141 Clever Colouring
- BUR-142 Constructive Colouring

DAILY CONTRACTS

- BUR-7000 Daily Contracts-Kindergarten
- BUR-7001 Daily Contracts-Year One
- BUR-7002 Daily Contracts-Year Two
- BUR-7003 Daily Contracts-Year Three
- BUR-7004 Daily Contracts-Year Four
- BUR-7005 Daily Contracts-Year Five
- BUR-7006 Daily Contracts-Year Six

BURRABOOKS

POST 101 Richmond Street, Boree Creek 2652 **PHONE** 069-271-532 **FAX** 069-271-517

QUALITY BLACKLINE MASTERS

Daily Contracts - Year One


During my 17 years of teaching (the last 10 years in small schools) I have found the use of classroom contracts to be invaluable. The beauty of individual contracts is their flexibility which allows each student in the classroom to be working at their own level at the same time.

These contracts have been designed to work on many levels. Each contract page has some letter or sound recognition and drill, an exercise for the student to complete and built-in extension activities for fast finishers.

The focus of the exercises is on basic reading, writing and mathematics skills. There are numerous pages containing matching exercises as well as self-correcting, high-interest activities from across the curriculum. In this volume I have placed an emphasis on sight words incorporated into self-directed activities. The sounds and letters in the pattern box at the top of each page are not necessarily represented in the activities on that page. They are intended as a daily sound revision or phonic exercise.

The concept of these contract sheets has been developed over my years of teaching, and I found them most valuable to use early each school morning. Typically after morning news or assembly the students would receive their sheet, and after reading through the day's fact, a lively classroom discussion would follow. The students would then work on the activity on the sheet, with fast finishers kept fully occupied by built-in supplementary tasks. This would allow the teacher to gather their thoughts and complete some morning housekeeping tasks, such as: roll marking, homework collecting, making sure all resources are gathered for the day's lessons, reading memos, reading notes, reading more memos etc. As most of the sheets are self-correcting and answers have been supplied for the others, monitoring a student's progress is not a chore.


The use of these Daily Contract sheets is only limited by the teacher's imagination. They are excellent resources for homework sheets, individual tasks, whole class activities, theme work and even projects. I hope that you find these resources as valuable in your classroom as I have over my years at the chalkface.



Name _____

Monday

Tuesday



Wednesday

Thursday

Friday

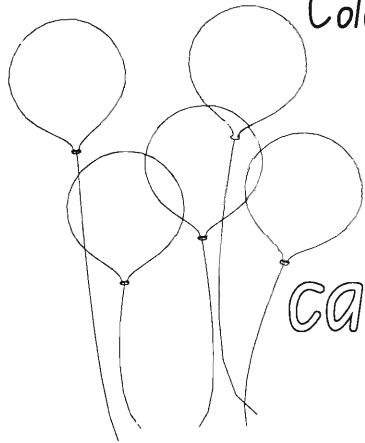


TRACE
COLOUR


a a a a a a a a a a a

PATTERN

Colour the words and birthday items to match.



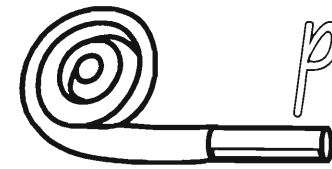
candle



sign



balloons



present

hat



cake

whistle




ON THE BACK

Can you draw your last birthday present?

Name _____

Monday


Tuesday



Wednesday

Thursday






Friday



TRACE
COLOUR

b b b b b b b b b b b b b b

PATTERN



Colour the heaviest thing blue.

Colour what bounces pink.

Colour the thing that you can ride yellow.

Colour the living thing red.

Colour what you can read purple.

Colour the object that rolls down an alley black.

Colour the object that does not start with "b" green.


ON THE BACK

Draw and write some more 'b' words.

Name _____

Monday

Tuesday



Wednesday

Thursday

Friday


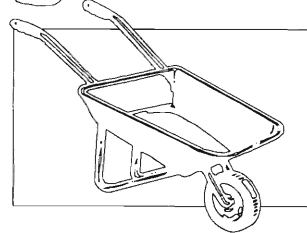





TRACE
COLOUR




PATTERN

Draw something longer than a:



Use colour to make this a balanced picture.




ON THE BACK

Draw your own colour-balanced pattern.

Name _____

Monday Tuesday



Wednesday Thursday Friday



TRACE
COLOUR


d d d d d d d d d d d d d d d d

PATTERN

Colour the tree green.

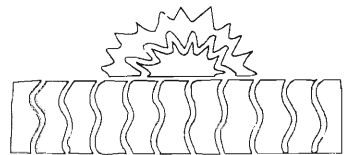
★ Stars are yellow.

● Ornaments are orange.




The big present is blue.

○ Circles are purple.



The long present is red.




ON THE BACK

Use the same flower shapes to make your own pattern.

Name _____

Monday


Tuesday



Wednesday

Thursday



Friday







TRACE
COLOUR



e e e e e e e e e e e e e e e



PATTERN



 
 + =

 
 + =

 
 + =

 
 + =

 
 + =

 
 + =


ON THE BACK

Make your own number stories.

Name _____

Monday

Tuesday

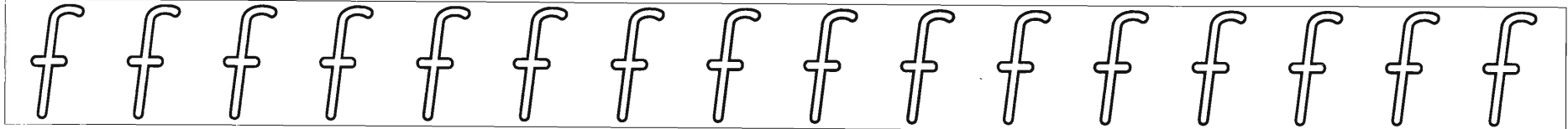


Wednesday


Thursday

Friday

TRACE
COLOUR



PATTERN



Colour 5 pointed stars red.

Colour 7 pointed stars green.

Colour 6 pointed stars blue.

Colour 8 pointed stars yellow.


ON THE BACK

Make a beautiful star pattern of your own.

Name _____

Monday

Tuesday



Wednesday

Thursday

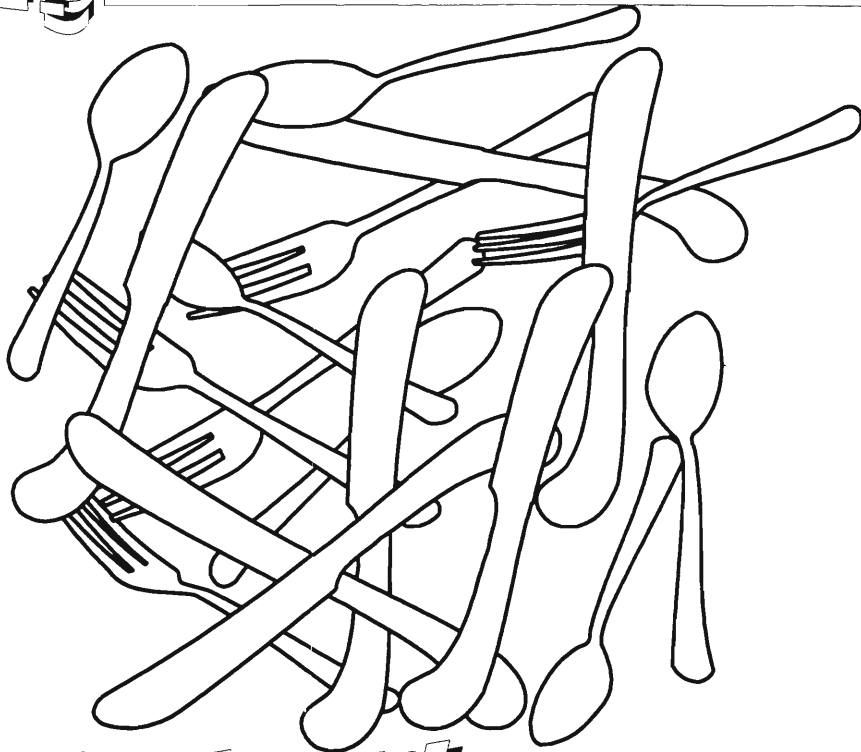
Friday



TRACE
COLOUR

9 9 9 9 9 9 9 9 9 9 9 9 9 9 9

PATTERN



There are

blue spoons.

There are

red forks.

There are

green knives.


ON THE BACK

Draw a big plate full of very yucky food.

Name _____

Monday


Tuesday



Wednesday

Thursday

Friday




TRACE
COLOUR

PATTERN

h h h h h h h h h h h h h h h



fast slow




fast slow




fast slow



fast slow




fast slow



fast slow



fast slow



fast slow


ON THE BACK!

Draw yourself doing something fast and something slow.

Name _____

Monday


Tuesday



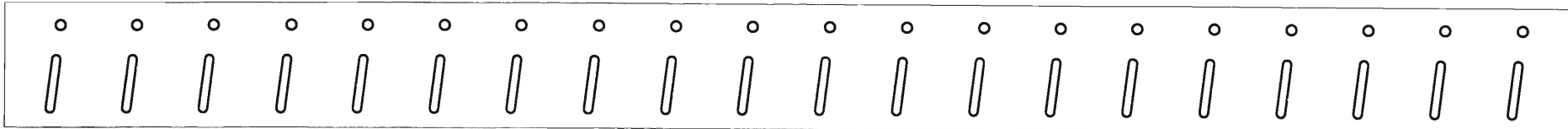
Wednesday

Thursday





Friday



TRACE
COLOUR



PATTERN



Class Cat Show

1st Scruff. White cat.
Blue background.

2nd Ginger. Orange cat.
Yellow background.

3rd Blackie. Black cat.
Red background.


4th Puss. Grey cat.
Green background.

Puss

Ginger

Scruff

Blackie



1st




ON THE BACK

Draw your pet and write their name.

Name _____

Monday

Tuesday



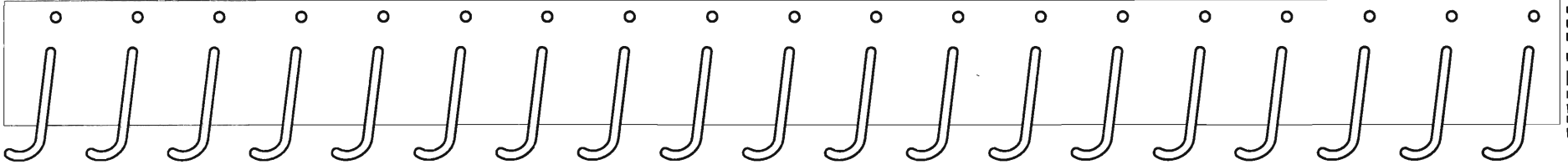
Wednesday

Thursday

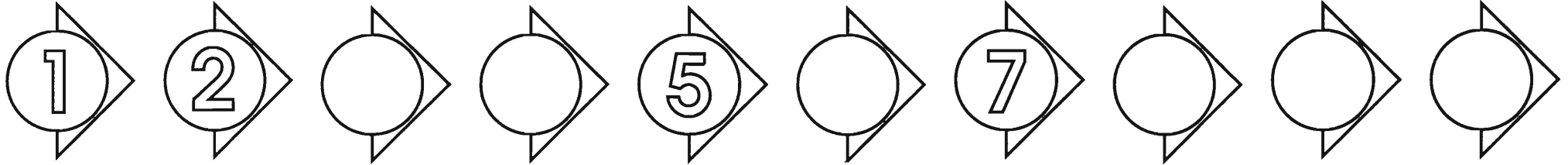
Friday



TRACE
COLOUR



PATTERN



1. Red number, yellow circle, green triangle.
2. Yellow number, blue circle, red triangle.
3. Green number, red circle, blue triangle.
4. Orange number, green circle, red triangle.

6. Yellow number, red circle, green triangle.
7. Blue number, yellow circle, red triangle.
8. Red number, blue circle, green triangle.
9. Green number, yellow circle, blue triangle.
10. Orange number, green circle, red triangle.


ON THE BACK

Draw a big pattern with circles, triangles and numbers.

Name _____

Monday

Tuesday



Wednesday

Thursday


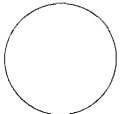


Friday


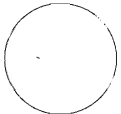





TRACE
COLOUR

k k k k k k k k k k k k k k k

PATTERN

Colours	
	green
	red
	blue
	yellow

How many?	
	
	
	
	



ON THE BACK

Draw a castle with triangles, circles, rectangles and squares.

Name _____


Monday

Tuesday

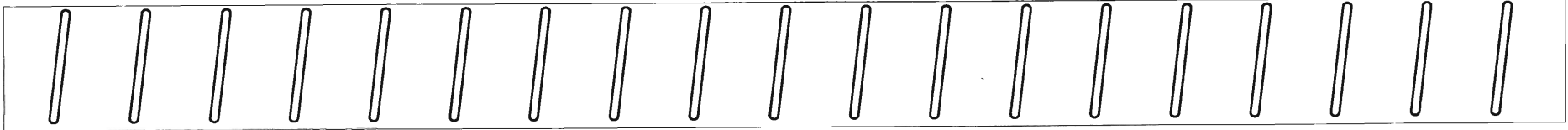
Wednesday

Thursday




Friday



TRACE
COLOUR



PATTERN




ON THE BACK

Use these colours to make a pretty pattern.

Name _____

Monday

Tuesday



Wednesday

Thursday

Friday



TRACE
COLOUR

PATTERN

m m m m m m m m m m m m m



3 rows of 3 equals



3 rows of equals



rows of equals


ON THE BACK

Draw your own gingerbread person.

Name _____

Monday

Tuesday



Wednesday


Thursday

Friday

TRACE
COLOUR

n n n n n n n n n n n

PATTERN



Draw 4 feathers in each pillow.



Draw 3 flowers in each vase.

Draw 3 groups of 4.


ON THE BACK

Draw some bird's nests, each with 5 eggs.

Name _____

Monday

Tuesday

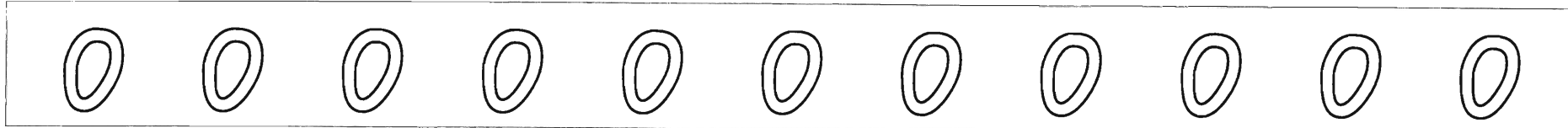


Wednesday

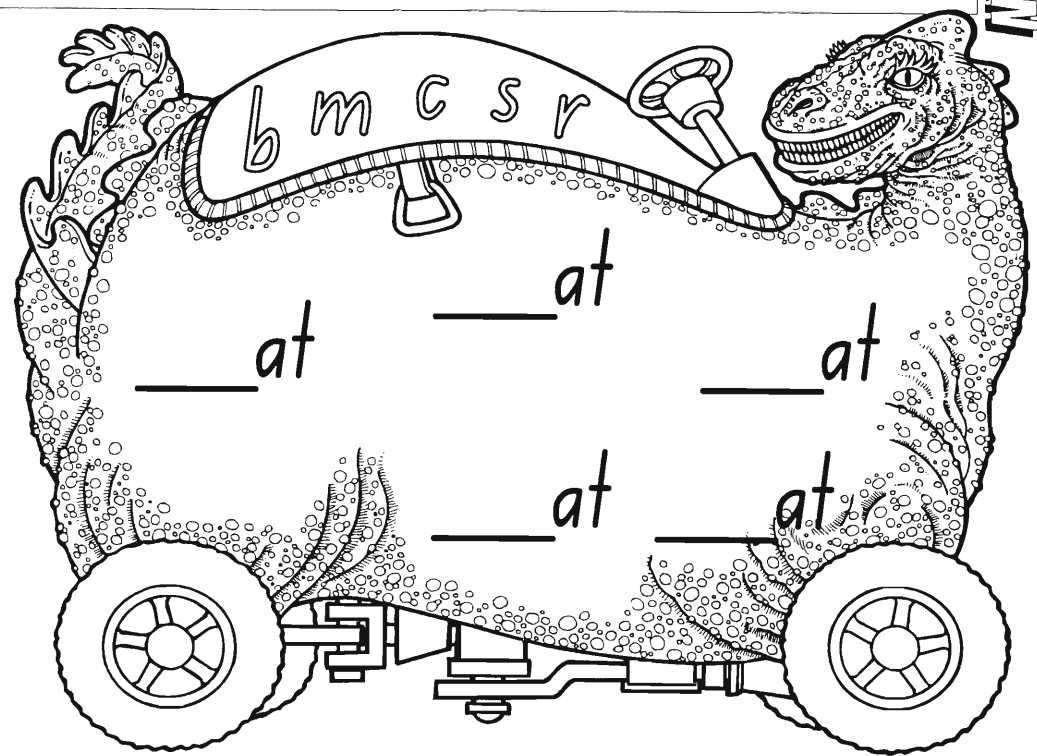

Thursday

Friday

TRACE



PATTERN



ON THE BACK

Draw and write some of your favourite at words.

Name _____


Monday

Tuesday

Wednesday

Thursday

Friday




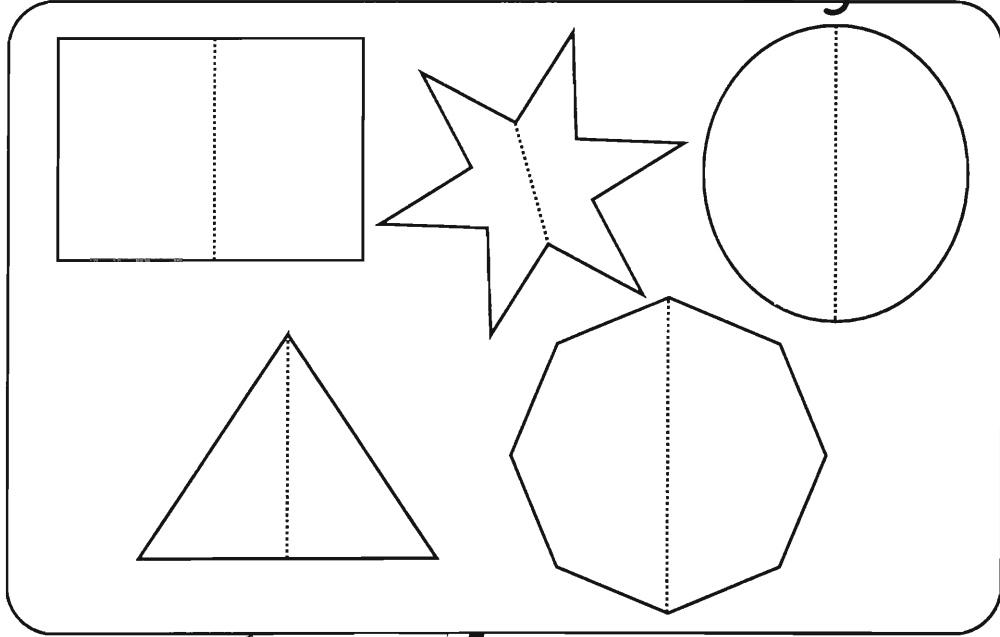
TRACE
COLOUR

p p p p p p p p p p p p p p p

PATTERN

Colour one half of each object.

Draw a line to halve each shape.




ON THE BACK!

Draw yourself in two halves, with a line down the middle.

Name _____

Monday

Tuesday



Wednesday

Thursday

Friday



TRACE
COLOUR

PATTERN

9 9 9 9 9 9 9 9 9 9 9 9 9 9 9




ON THE BACK

Draw your own colourful balloon pattern.

Name _____

Monday

Tuesday



Wednesday

Thursday


Friday




TRACE
COLOUR




PATTERN






9 o'clock
time for
school



1 o'clock
time for
lunch



4 o'clock
time for
play




ON THE BACK

Draw some different types of clocks and watches.

Name _____

Monday

Tuesday



Wednesday

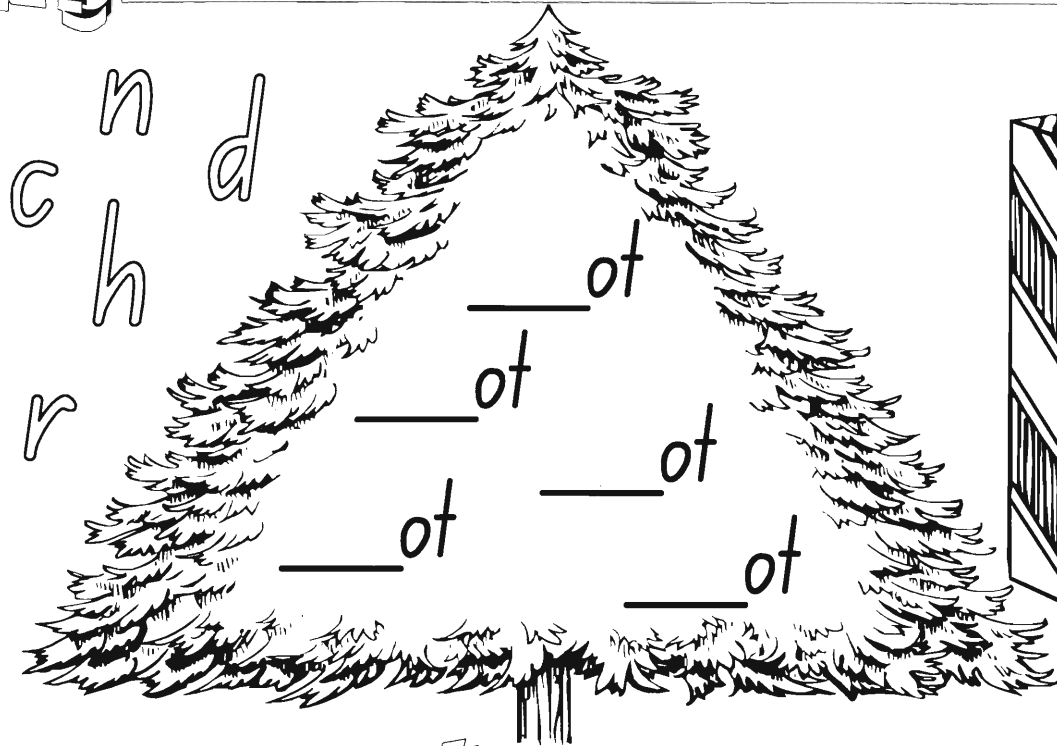
Thursday

Friday

TRACE
COLOUR

S S S S S S S S S S S S S

PATTERN



b
h
s
p
f

ON THE BACK

Draw the present that you would like to get for Christmas.

Name _____


Monday

Tuesday

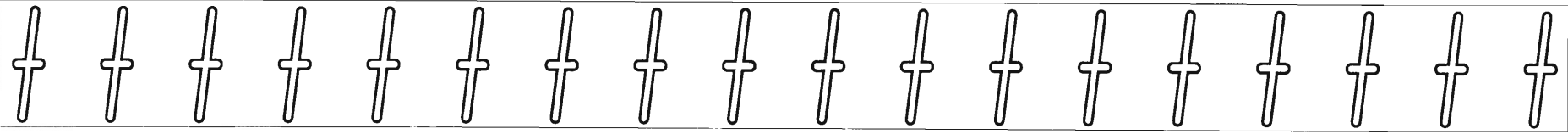
Wednesday

Thursday


Friday




TRACE
COLOUR



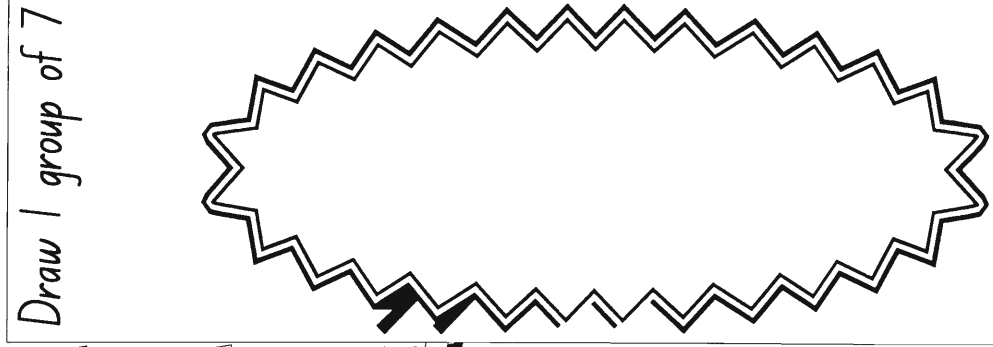
PATTERN




Draw 2 groups of 3



Draw 3 groups of 2



Draw 1 group of 7



Draw 4 groups of 4

ON THE BACK

Draw 10 groups of 10. How many altogether?

Name _____



Monday

Tuesday

Wednesday

Thursday

Friday




TRACE
COLOUR

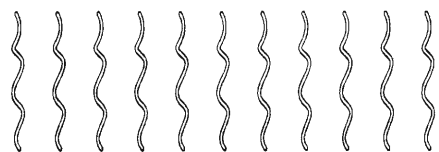
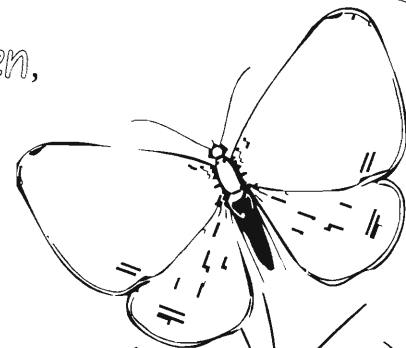
PATTERN

U U U U U U U U U U U U



Colour hot things red,
cold things blue.



Colour living things green,
non-living things yellow.



HOT



ON THE BACK! Draw yourself when you are hot and when you are cold.

Name _____


Monday

Tuesday

Wednesday

Thursday

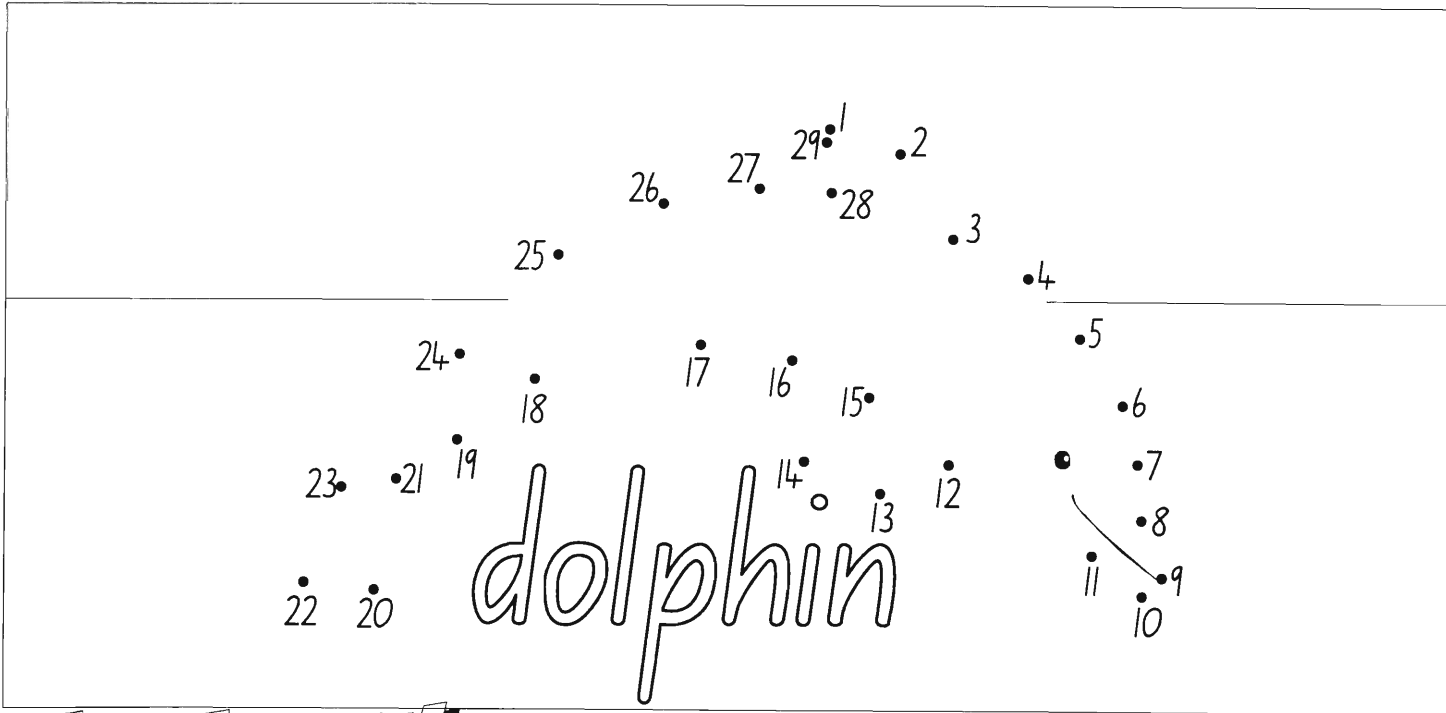
Friday



TRACE
COLOUR

V V V V V V V V V V V

PATTERN



-  Join the dots.
-  Draw a yellow sun.
-  Colour the water green.
-  Colour the sky blue.
-  Draw lots of waves.
-  Draw three seagulls.
-  Finish colouring.


ON THE BACK

Draw yourself swimming with a dolphin.

Name _____

Monday


Tuesday



Wednesday

Thursday

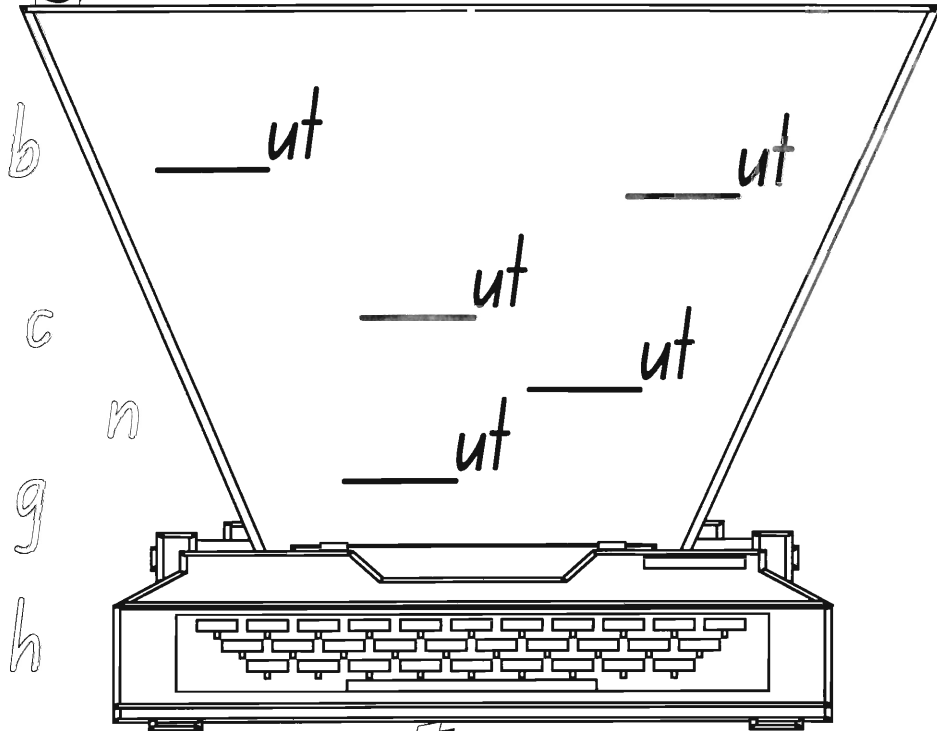
Friday



TRACE
COLOUR

W W W W W W W W W

PATTERN



b

__ut

__ut

c

__ut

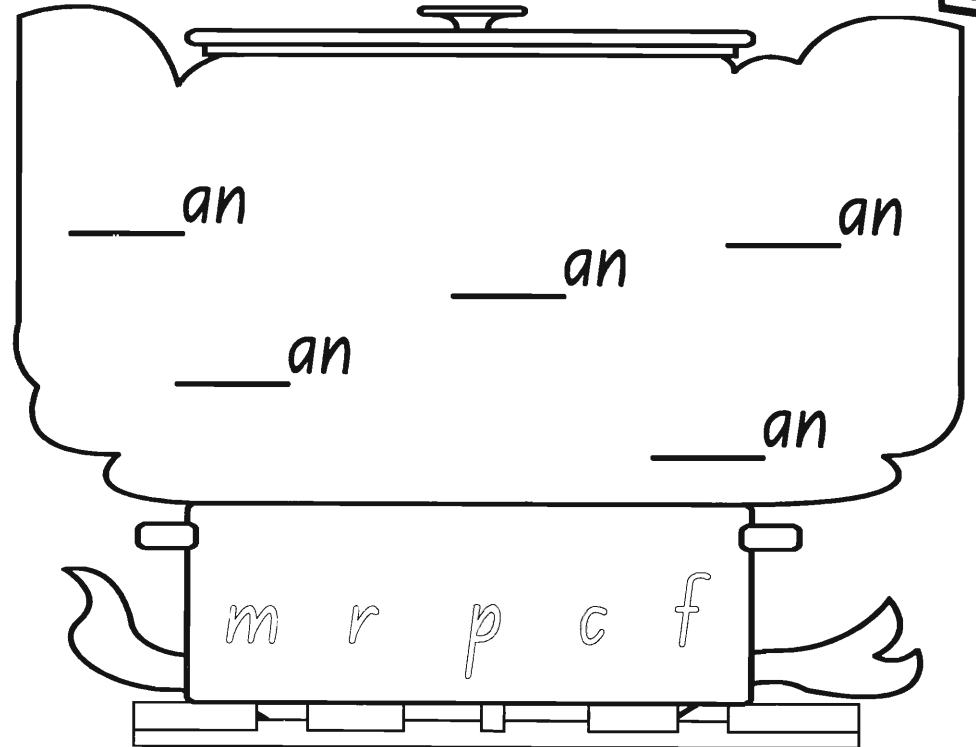
__ut

n

__ut

g

h



__an

__an

__an

__an

__an

m r p c f

ON THE BACK

Boil up some more words of your own.

Name _____


Monday

Tuesday

Wednesday

Thursday

Friday




TRACE
COLOUR

X X X X X X X X X X X X


PATTERN




3 take away 2 equals



4 take away 2 equals



6 take away 5 equals



6 take away 3 equals



8 take away 6 equals



7 take away 5 equals


ON THE BACK

Draw your own number sentences.

Name _____

Monday

Tuesday



Wednesday

Thursday

Friday



TRACE
COLOUR

y y y y y y y y y y y y y y y



PATTERN

Colour the words and pictures to match.

grapes

cherry



corn



tomato

carrot




potato



beans

peanut

apple




ON THE BACK

Draw a big plate of your favourite fruit and vegetables.

Name _____

Monday

Tuesday



Wednesday

Thursday


Friday



TRACE
COLOUR

Z Z Z Z Z Z Z Z Z Z Z


PATTERN



4
+
3

Colour 4 blue.


Colour 3 orange.



5
+
4

Colour 5 red.

Colour 4 yellow.



6
+
6

Colour 6 green.

Colour 6 purple.


ON THE BACK

Draw a big fruit pattern. Use lots of colour.

Name _____

Monday

Tuesday



Wednesday

Thursday

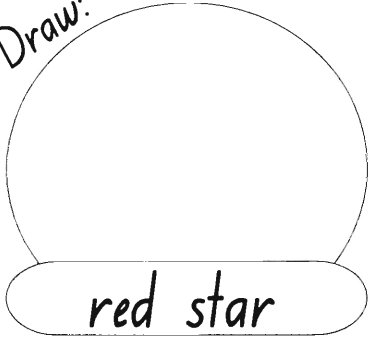
Friday

TRACE
COLOUR


PATTERN

and and and and and and


Draw:



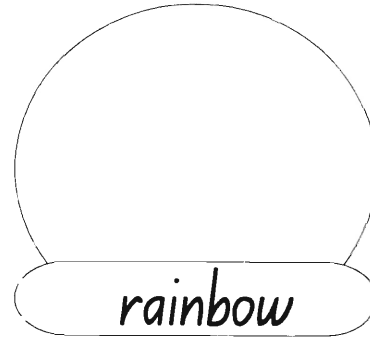
red star




brown bunny




yellow moon



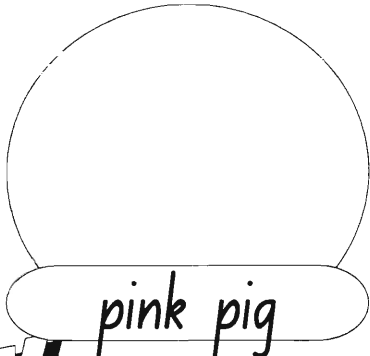
rainbow



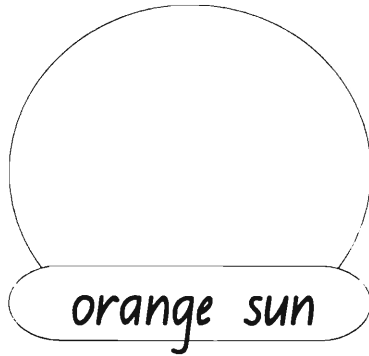
black shoes




green frog




pink pig



orange sun



blue car



purple hat


ON THE BACK

Draw yourself wearing every colour of the rainbow.

Name _____

Monday

Tuesday



Wednesday

Thursday

Friday



TRACE
COLOUR

in in in in in in in in in in in in

PATTERN

Colour by number and finish with your own colours.

2 +	1 +
<u>2</u>	<u>1</u>
red	blue



5 -	2 -
<u>2</u>	<u>1</u>
blue	red

3 +	1 +
<u>2</u>	<u>2</u>
yellow	green

4 -	6 -
<u>2</u>	<u>2</u>
green	yellow


ON THE BACK

Draw yourself with a pumpkin for a head.

Name _____

Monday

Tuesday



Wednesday

Thursday

Friday

TRACE
COLOUR

to to to to to to to to to to

PATTERN

Fit the number words into an appropriate space.

four six
three five
seven eight nine
one two ten


ON THE BACK

Draw your last birthday cake. Don't forget the candles.

Name _____

Monday

Tuesday



Wednesday


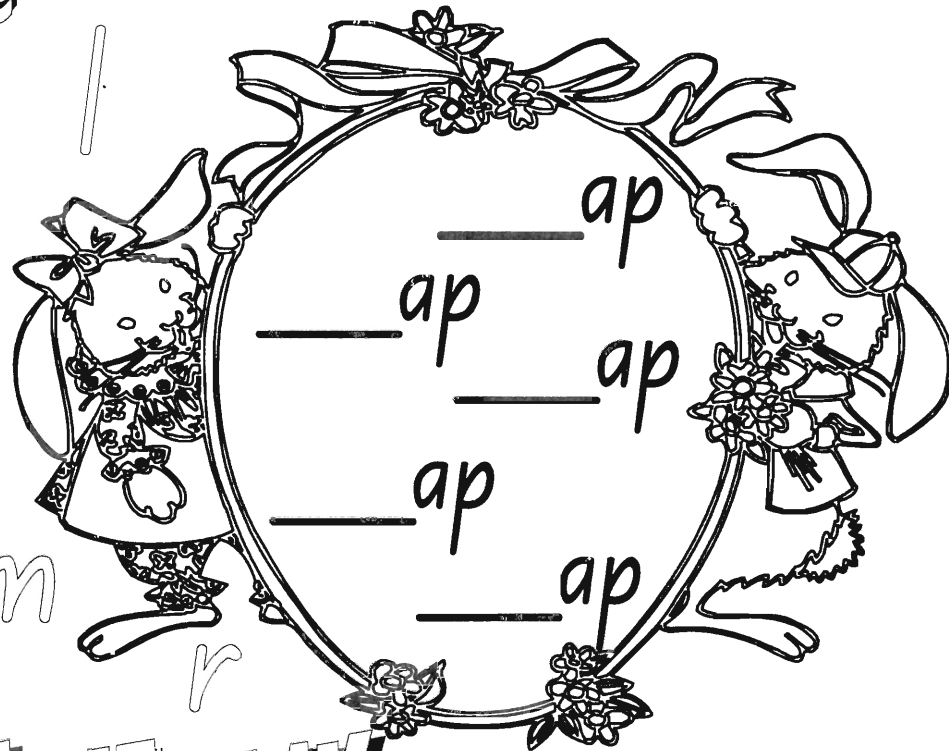
Thursday

Friday

TRACE
COLOUR

the the the the the the the the

PATTERN




ON THE BACK

Draw and decorate your own easter egg.

Name _____

Monday

Tuesday



Wednesday

Thursday


Friday



when when when when when

TRACE
COLOUR

PATTERN



Colour 1. How many left?

Colour 2. How many left?

Colour 3. How many left?

Colour 4. How many left?

Colour 5. How many left?

Colour 6. How many left?

Colour 7. How many left?

Colour 8. How many left?

Colour 9. How many left?


ON THE BACK

Invent and draw some coins of your own.

Name _____

Monday

Tuesday



Wednesday

Thursday

Friday

TRACE
COLOUR

then then then then then then

PATTERN



Colour the clown on the left *green*.



Colour the clown on the right *blue*.



Colour the middle clowns *red and yellow*.



Which clown is different?

ON THE BACK!

If you joined the circus, what would you do? Draw it.

Name _____


Monday

Tuesday

Wednesday

Thursday

Friday



TRACE
COLOUR

on on on on on on on on on

PATTERN

red

green

brown

pink

orange

blue

purple

yellow




Use the word pattern to colour the windows.



Write the number 3 on the door.



Finish the building in your own colours.



ON THE BACK

Draw a picture of where you live.

Name _____


Monday

Tuesday

Wednesday

Thursday



Friday



TRACE
COLOUR

my my my my my my my

PATTERN



Colour the shapes

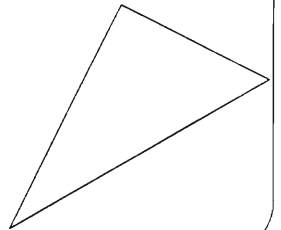
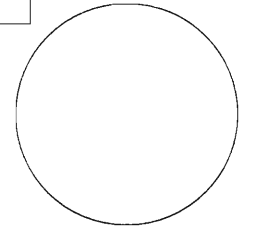

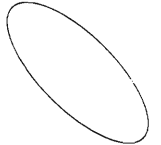

rectangle = green

square = blue

oval = orange

triangle = red

circle = yellow




ON THE BACK!

Trace over your hand many times to make a pattern.

Name _____

Monday

Tuesday



Wednesday

Thursday


Friday



TRACE
COLOUR

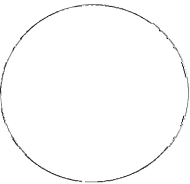
ten ten ten ten ten ten ten

PATTERN



Draw 4
more.

square
How many?



Draw 3
more.

circle
How many?



Draw 6
more.

triangle
How many?



ON THE BACK

Draw some pictures using only a square, circle and triangle.

Name _____

Monday

Tuesday



Wednesday



Thursday

Friday


TRACE
COLOUR

hello hello hello hello hello

PATTERN



green



red

orange



yellow

black



blue

brown



pink

rainbow



purple


ON THE BACK

Add up how many there are of each symbol.

Name _____

Monday


Tuesday



Wednesday

Thursday

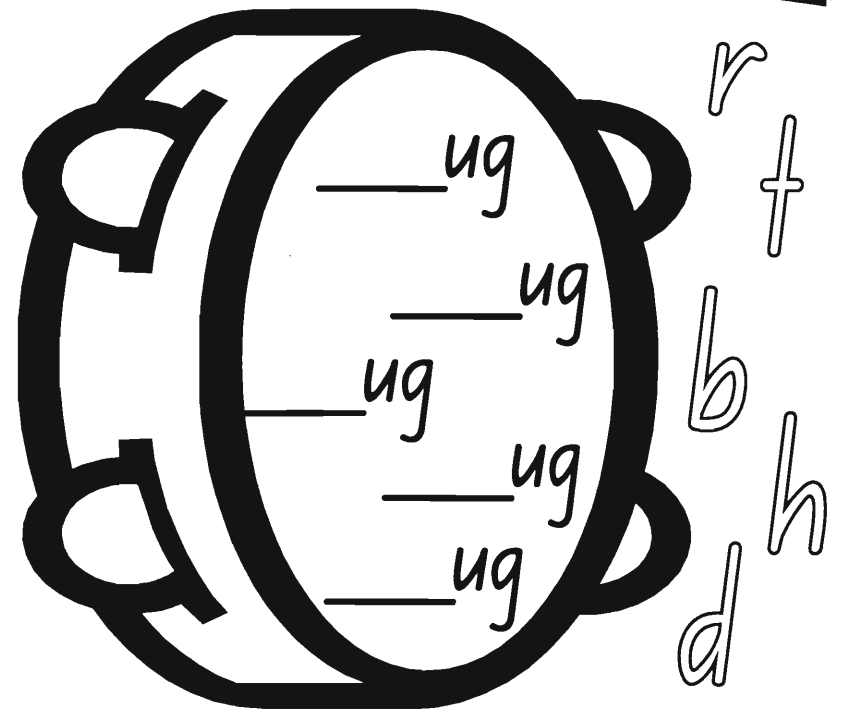
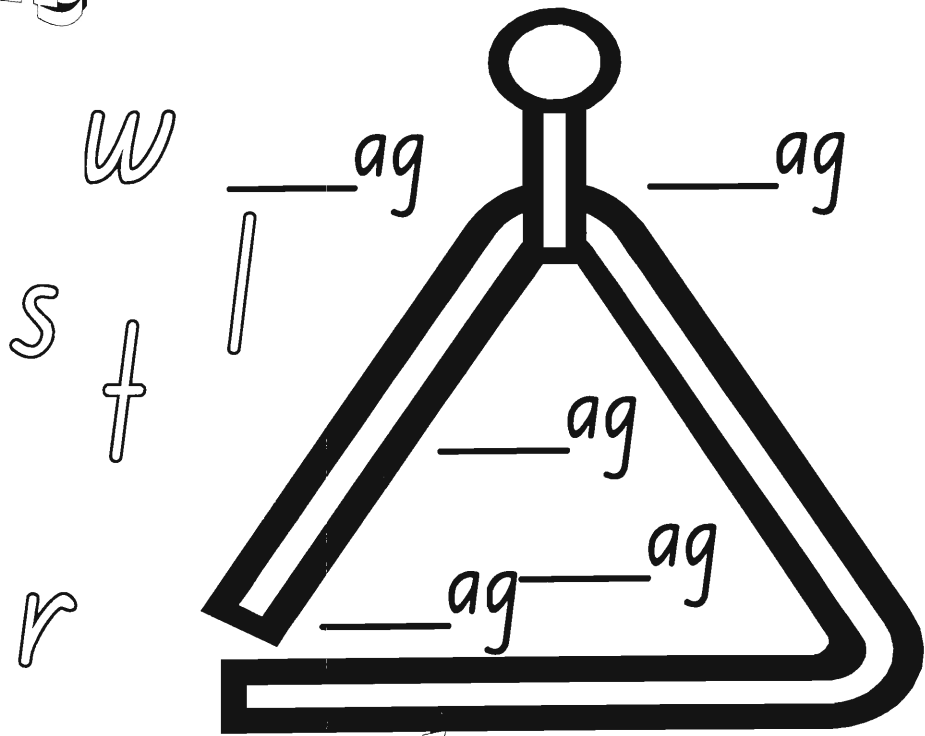
Friday



TRACE
COLOUR

went went went went went

PATTERN




ON THE BACK

Draw as many musical instruments as you can.

Name _____

Monday Tuesday



Wednesday Thursday Friday


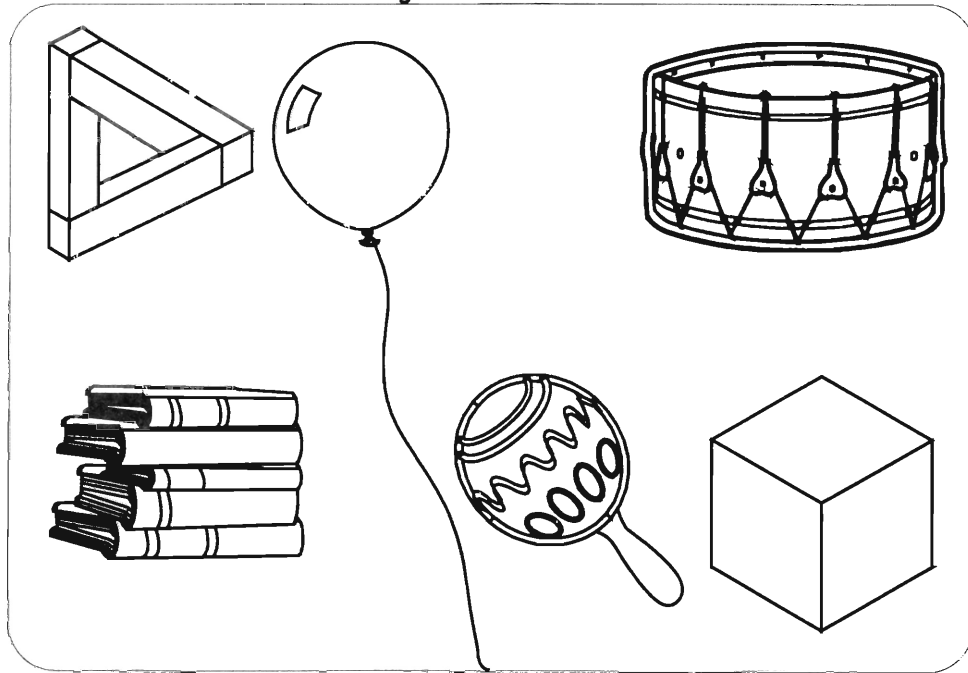
TRACE
COLOUR

mother mother mother mother

PATTERN

Colour things that will roll, red.



Colour things with curved edges, blue.



ON THE BACK Draw some food that will roll and some that won't roll.

Name _____

Monday Tuesday




Wednesday Thursday Friday

TRACE
COLOUR

father father father father

PATTERN

Use the outline letters to make words.



f u g
r a p
i y o t



ON THE BACK

Write some more words like these to trick your friends.

Name _____

Monday

Tuesday



Wednesday

Thursday


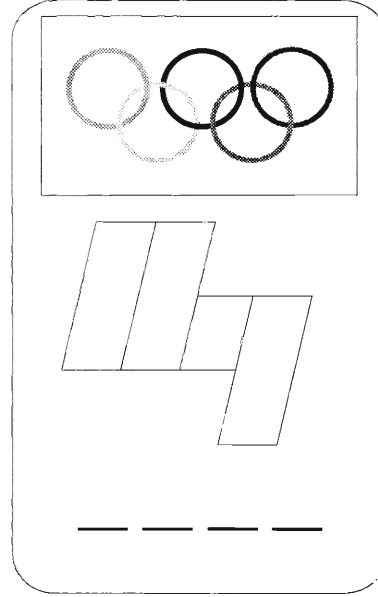

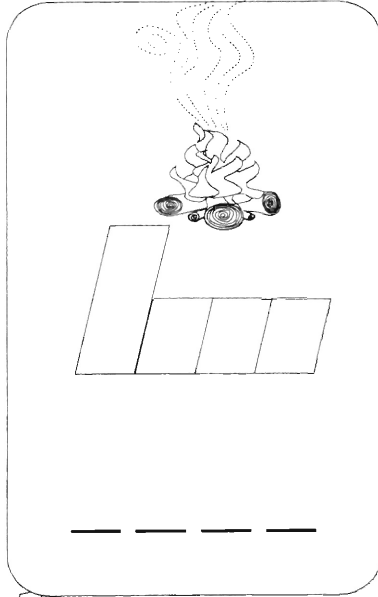
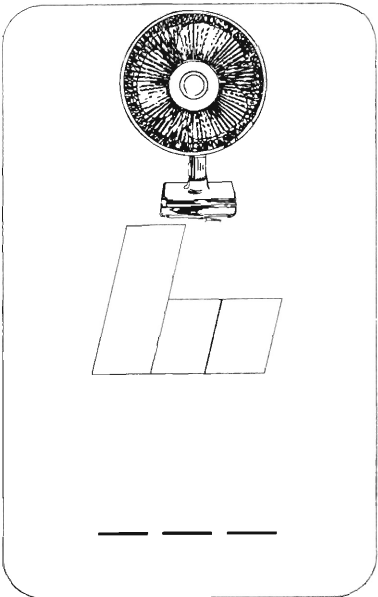
Friday

TRACE
COLOUR

sister sister sister sister sister

PATTERN

fire flower flag fly fan




ON THE BACK

Write and draw father, fire, fence, four and first.

Name _____

Monday

Tuesday



Wednesday

Thursday

Friday

TRACE
COLOUR

brother brother brother brother

PATTERN

3 + 4 - 5 - 3 +

 2 3 1 3

3 - 4 + 4 + 5 -

 2 3 1 3

hear

him

his

her

homes

horse

house

h e a r h

i h i s o

m o h e r

h o m e s

h o u s e


ON THE BACK

Draw your family in their house.

Name _____

Monday

Tuesday



Wednesday

Thursday


Friday

TRACE
COLOUR

was was was was was was

PATTERN

10 - 1 = 0	1	2	3	4	5	6	7	8	9	0
10 - 2 = 0	1	2	3	4	5	6	7	8	9	0
10 - 3 = 0	1	2	3	4	5	6	7	8	9	0
10 - 4 = 0	1	2	3	4	5	6	7	8	9	0
10 - 5 = 0	1	2	3	4	5	6	7	8	9	0
10 - 6 = 0	1	2	3	4	5	6	7	8	9	0
10 - 7 = 0	1	2	3	4	5	6	7	8	9	0
10 - 8 = 0	1	2	3	4	5	6	7	8	9	0
10 - 9 = 0	1	2	3	4	5	6	7	8	9	0
10 - 10 = 0	1	2	3	4	5	6	7	8	9	0



How many fives can you find?
Colour each differently.


ON THE BACK

Make you own number pattern.

Name _____

Monday

Tuesday



Wednesday

Thursday

Friday



TRACE
COLOUR

here here here here here here

PATTERN

mother's
father's
mother
father
brother
sister
was
went
my
on
my
mother
father
brother
sister
was
here



and
in
to
the
when
then
on
my
went
mother
father
sister
brother
was
here

ON THE BACK



Write a story using some of these words.

Find these words and trace over them.

Name _____

Monday

Tuesday



Wednesday

Thursday

Friday

TRACE
COLOUR

some some some some some

PATTERN

33 • 34

32 • 35

31 • 36

30 •

29 •

28 •

27 •

24 • 23

25 • 26

17 •

18 •

21 •

19 •

20 •

16 •

39 •

38 •

13 •

15 •

12 •

14 •

41 •

40 •

11 •

10 •

42 • 2

42 • 2

• 3

• 4

• 5

• 6

• 7



Join the dots.



Draw a green food bowl.



Fill the bowl with fish.



Draw a red house in the background.



Colour the cat orange.



Colour the sky blue.



Colour the ground brown.


ON THE BACK

Draw and name some cats that you know.

Name _____

Monday

Tuesday



Wednesday

Thursday

Friday

TRACE
COLOUR

same same same same same

CUT
PASTE

up The went slowly bus hill. the

lunch. eat to likes his John

Mary new bike. her red rides

ON THE BACK

Write your own sentence and cut it up.

Cut and paste these sentences so they make sense.

Name _____


Monday

Tuesday

Wednesday

Thursday


Friday







TRACE
COLOUR

them them them them them

PATTERN



-  Make the biggest plane red.
-  Make the smallest plane yellow.
-  Make the other planes green.
-  How many planes?

ON THE BACK

Draw yourself flying a plane.

Name _____


Monday

Tuesday

Wednesday

Thursday





Friday



TRACE
COLOUR

US US US US US US US US US US

PATTERN



Colour the thing that locks green.







Colour the thing with two wheels red.



Colour the thing that carries heavy loads blue.



Colour the traffic lights red, orange and green.



Colour the new car yellow.



Colour the old car brown.



Colour the accident purple.



Colour the thing that runs on rails pink.


ON THE BACK

Draw yourself driving a modern space car.

Name _____

Monday

Tuesday



Wednesday

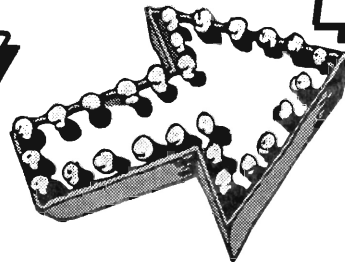



Thursday

Friday



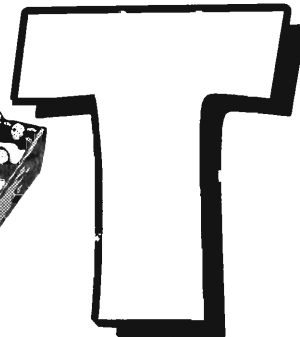



TRACE
COLOUR

this this this this this this this

PATTERN



Now it is your turn.



ON THE BACK

Use your initials to make some more picture letters.

Name _____


Monday

Tuesday

Wednesday

Thursday

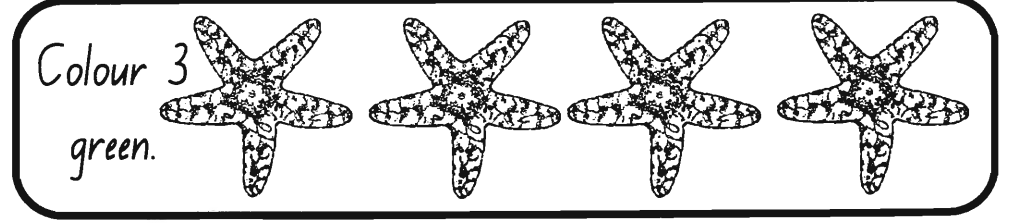

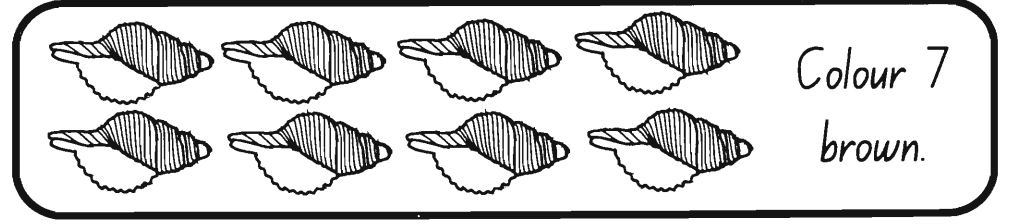



Friday



TRACE
COLOUR

OUR OUR OUR OUR OUR OUR OUR

PATTERN




ON THE BACK!

Draw yourself swimming underwater with the fish.

Name _____

Monday

Tuesday



Wednesday

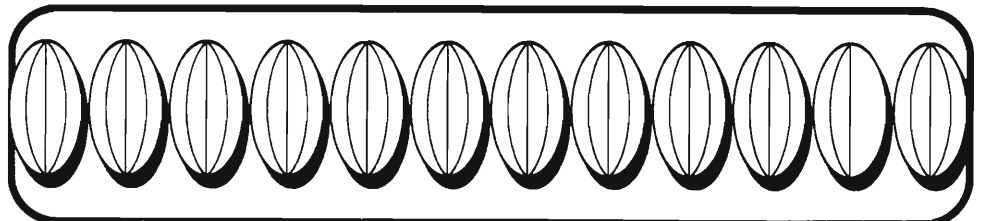
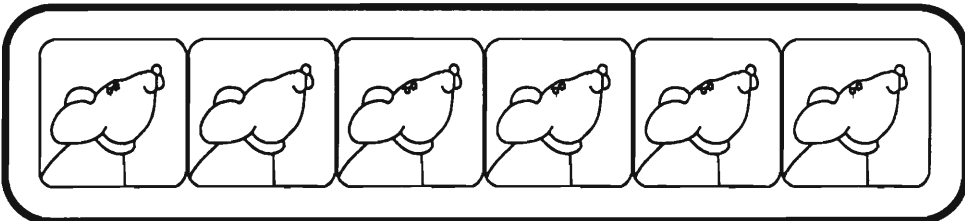




Thursday

Friday

TRACE
COLOUR

by by by by by by by by

PATTERN



Colour the odd one out.


ON THE BACK

Write your name with a letter missing. Can your friend find it?

Name _____

Monday

Tuesday



Wednesday

Thursday

Friday

TRACE
COLOUR

bl bl bl bl bl bl bl bl bl bl bl

PATTERN

Cut out the temperature words and paste them into two columns. Hot and cold.

hot

freeze

frost

warm

cold


snow

burn

ice

chilly

boil





ON THE BACK

Draw yourself with all of your warmest clothes on.

Name _____

Monday

Tuesday



Wednesday


Thursday

Friday

TRACE
COLOUR

br br br br br br br br br

PATTERN



ears

whiskers

beak

fur

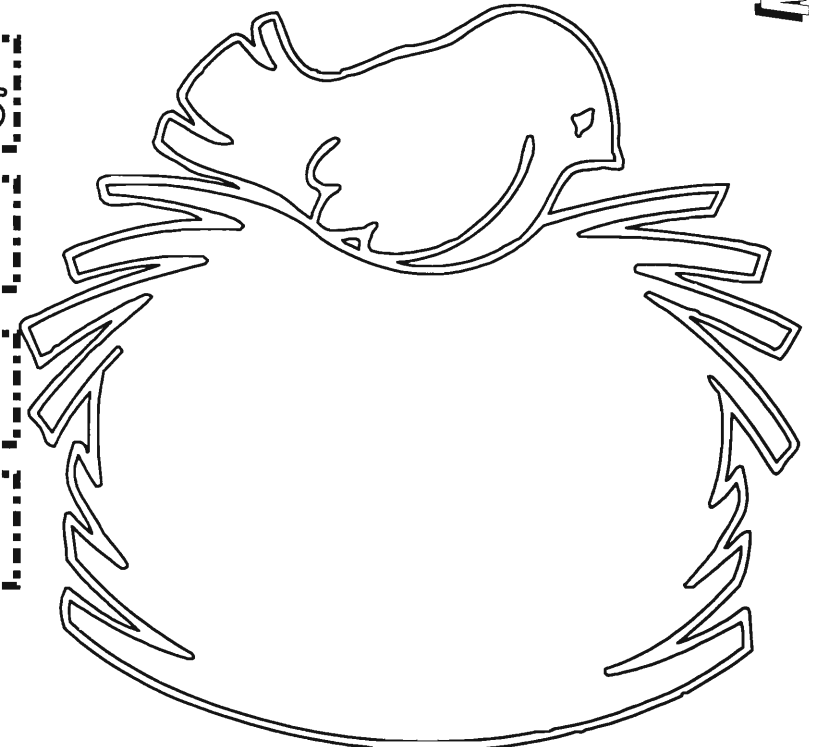
feathers

teeth

wings

eggs

Cut out the words and paste them onto the correct animal shape.




ON THE BACK

Write some words that are about you.

Name _____

Monday

Tuesday



Wednesday

Thursday

Friday

TRACE
COLOUR

c c c c c c c c c c c c c

PATTERN

-  Colour the flying bird green.
-  Colour the sawing bird yellow.
-  Colour the painting bird red.
-  Colour the inside bird blue.
-  Colour the house orange.
-  Colour the tree green
-  Draw a yellow sun in the sky.
-  Colour the sky blue.
-  Finish the picture in your own colours.




ON THE BACK

Draw some birds in their nests.

Name _____

Monday

Tuesday



Wednesday

Thursday

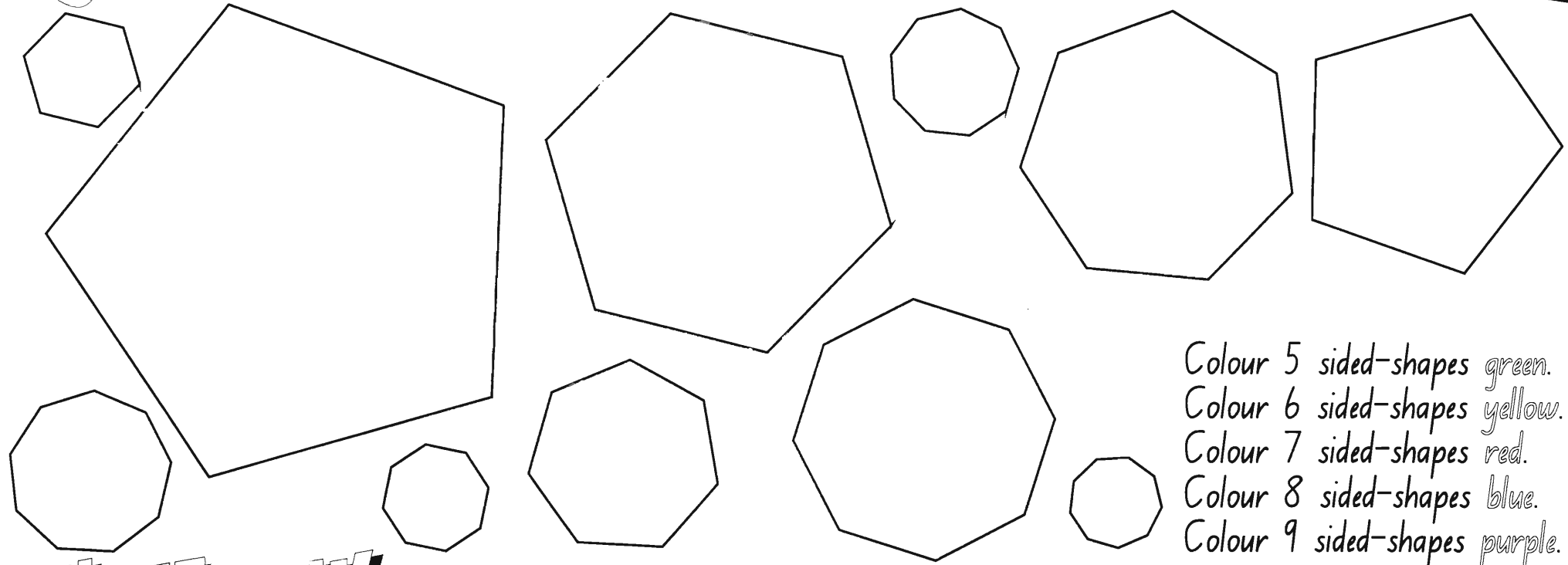
Friday



TRACE
COLOUR

PATTERN

CR CR CR CR CR CR CR CR CR CR



- Colour 5 sided-shapes green.
- Colour 6 sided-shapes yellow.
- Colour 7 sided-shapes red.
- Colour 8 sided-shapes blue.
- Colour 9 sided-shapes purple.



ON THE BACK!

Can you draw a twenty-sided shape and fill it with a pattern?

Name _____

Monday

Tuesday



Wednesday

Thursday

Friday

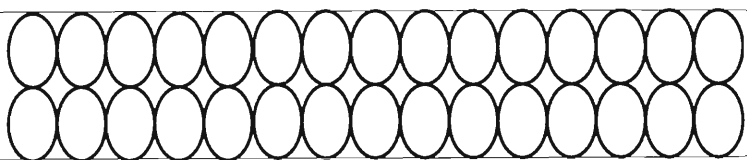
TRACE
COLOUR

dr dr dr dr dr dr dr dr dr

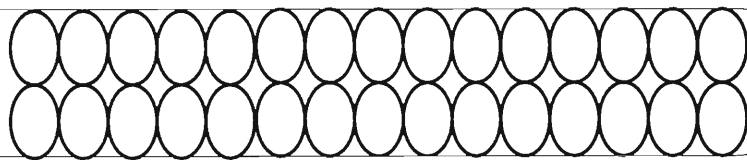
PATTERN

Colour the ovals to indicate the numeral in the box.

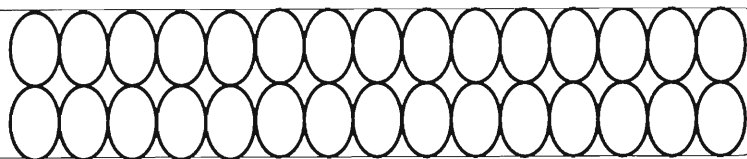
26




23




22




25




27




29



24



28




ON THE BACK

Make a big pattern of overlapping ovals.

Name _____

Monday

Tuesday



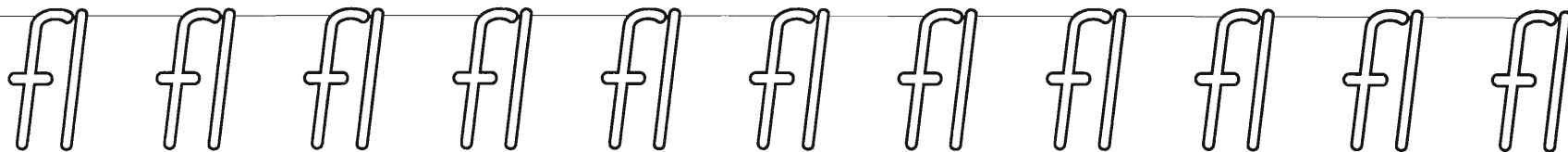
Wednesday

Thursday

Friday










TRACE
COLOUR



PATTERN

Draw something shorter than a:

Use colour to make this a balanced picture.





ON THE BACK

Draw your own colour-balanced pattern using diamonds.

Name _____

Monday

Tuesday



Wednesday

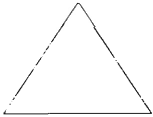
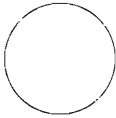


Thursday


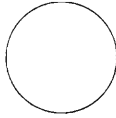


Friday




TRACE
COLOUR

fr fr fr fr fr fr fr fr fr fr

PATTERN

Colours	
	red
	green
	yellow
	blue

How many?	
	
	
	
	



ON THE BACK

Draw your room using triangles, circles, rectangles and squares.

Name _____


Monday

Tuesday

Wednesday

Thursday

Friday



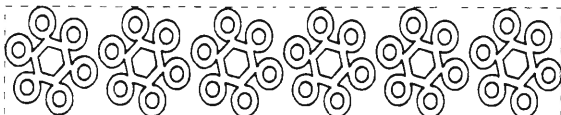
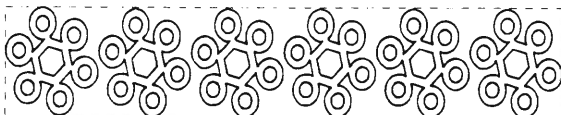
TRACE
COLOUR

gr gr gr gr gr gr gr gr gr

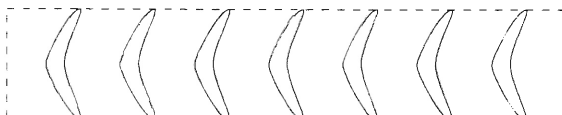
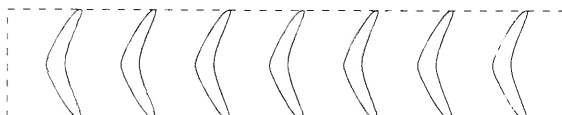
PATTERN



3 rows of 5 equals



3 rows of equals



rows of equals


ON THE BACK

Make a fantastic boomerang pattern.

Name _____

Monday

Tuesday



Wednesday







Thursday

Friday

TRACE
COLOUR

end end end end end end end

PATTERN



___ o'clock

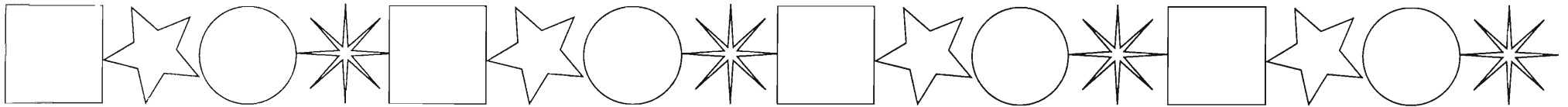
___ o'clock

___ o'clock

___ o'clock

___ o'clock

___ o'clock



Colour the pattern.


ON THE BACK

Make your own repeating pattern.

Name _____

Monday Tuesday

Wednesday Thursday Friday




**TRACE
COLOUR**


ing ing ing ing ing ing ing ing

PATTERN


Draw 2 groups of 4




Draw 3 groups of 3



Draw 1 group of 6



Draw 4 groups of 2




ON THE BACK

Draw 5 groups of 7. How many altogether?

Name _____

Monday

Tuesday



Wednesday

Thursday

Friday

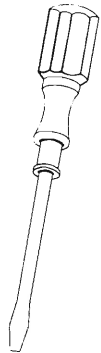
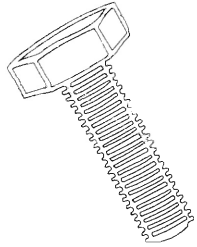


TRACE
COLOUR

ink ink ink ink ink ink ink ink

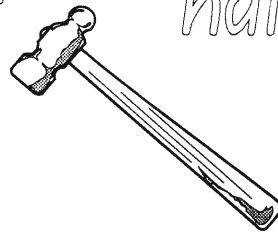
PATTERN

Colour the tool and the word matching colours.




ruler

hammer

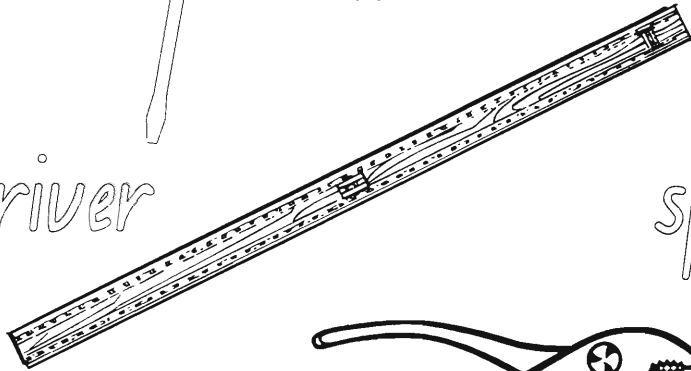


nail

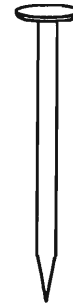


bolt

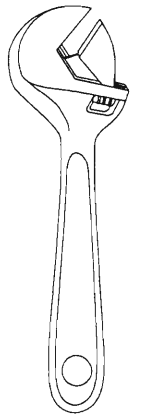
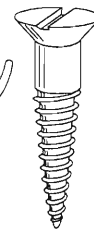
screwdriver



spanner



screw



pliers

saw


ON THE BACK

Draw a toolbox filled with important tools.

Name _____

Monday


Tuesday



Wednesday

Thursday

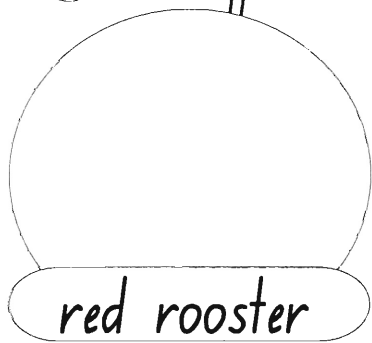
Friday




TRACE
COLOUR

pl pl pl pl pl pl pl pl pl pl


PATTERN



red rooster



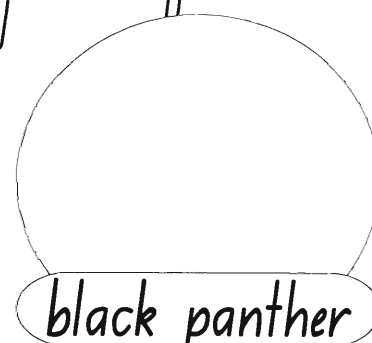
brown dog




yellow parrot




rainbow lorikeet



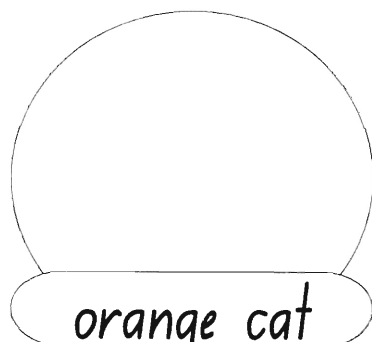
black panther




green lizard



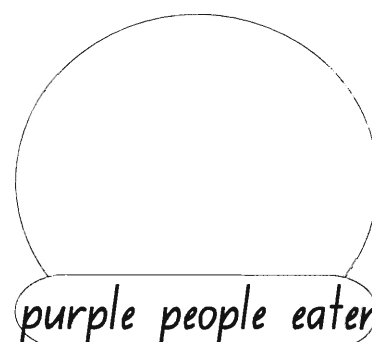
pink elephant



orange cat



blue bird



purple people eater


ON THE BACK

Draw a a big mixed-up spare parts animal.

Name _____

Monday

Tuesday



Wednesday

Thursday

Friday

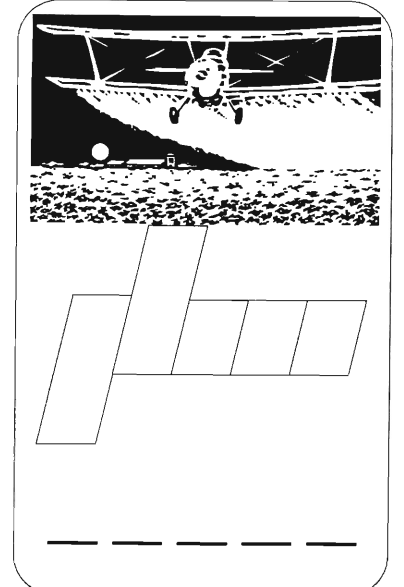



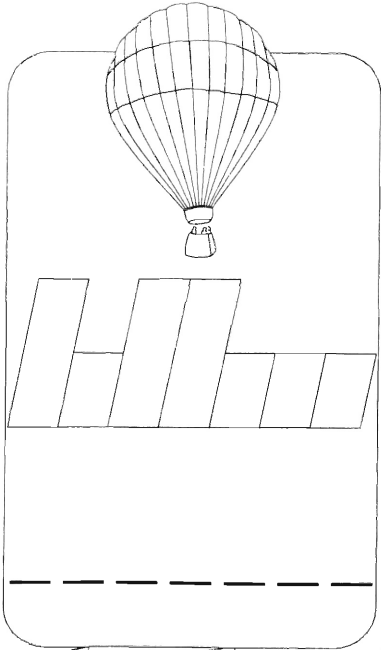


TRACE
COLOUR

sl sl sl sl sl sl sl sl sl sl sl

PATTERN

plane balloon car truck train




ON THE BACK

Write and draw bike, submarine, tractor and boat.

Name _____

Monday Tuesday



Wednesday Thursday Friday



TRACE
COLOUR

SM SM SM SM SM SM SM SM

PATTERN

5 + 3 - 5 - 7 +

2 3 3 2

5 - 6 + 4 + 6 -

2 3 4 3

sails

waves


man

ships

winds

drop

sea




ON THE BACK

Draw your family in a boat.

Name _____

Monday

Tuesday



Wednesday

Thursday


Friday



TRACE
COLOUR

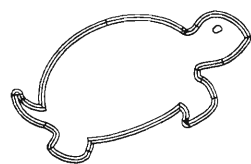
sn sn sn sn sn sn sn sn sn

PATTERN




Draw 3
more.

tiger
How many?



Draw 5
more.

turtle
How many?



Draw 7
more.

tent
How many?


ON THE BACK

Draw and write three more words that begin with 'f'.

Name _____

Monday

Tuesday



Wednesday


Thursday

Friday

TRACE
COLOUR

PATTERN

sp sp sp sp sp sp sp sp sp




bookshelf



lamp



nest of tables




rocking chair




chair

double bunks



lounge



ON THE BACK

Colour the furniture and the word so that they match.

Draw some furniture from your house.

Name _____



Monday

Tuesday

Wednesday

Thursday


Friday



TRACE
COLOUR


SS SS SS SS SS SS SS SS SS

PATTERN



Colour the chair red and blue.

Draw patterns on the eggs.
Colour the picture brightly.



Colour this car green,
but make the tyres black.



ON THE BACK

Draw your own crazy car.

Name _____

Monday

Tuesday



Wednesday

Thursday

Friday

TRACE
COLOUR

st st st st st st st st st st st

PATTERN

an

at

ap

og

Add 'c' to the letters to make new words.

Say them and write them in the big cloud.

up

od

o

o

o

o

ot

ub

ut


ON THE BACK

Draw a picture to match some of these words.

Name _____

Monday

Tuesday



Wednesday


Thursday

Friday

TRACE
COLOUR

SW SW SW SW SW SW SW SW

PATTERN



1st



2nd



3rd



4th



5th



6th



7th

☺ Colour the 5th ghost red.
☺ Colour the last ghost blue.

☺ Colour the smallest ghost green.
☺ Colour the biggest ghost orange.
☺ Draw stripes on the 3rd ghost.

☺ Colour the 6th ghost purple.
☺ Colour the 2nd ghost yellow.


ON THE BACK

Make your own floating ghost pattern.

Name _____

Monday

Tuesday



Wednesday


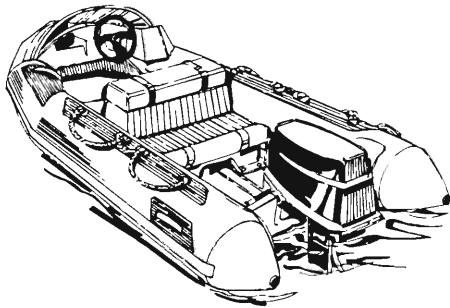
Thursday

Friday

TRACE
COLOUR

ock ock ock ock ock ock ock

PATTERN




speed
boat

rubber
duckie





canoe



jet
ski

tall
ship

sailing
boat



fishing
boat



Colour the vessels and the words so that they match.


ON THE BACK

Draw an old-fashioned ship and a modern rocket ship.

Name _____

Monday

Tuesday



Wednesday

Thursday

Friday

TRACE
COLOUR

sh sh sh sh sh sh sh sh sh

PATTERN

Find the small word hidden in the big word and colour it.

hot	slingshot	pan	Japanese	hot	slingshot
get	together	low	followed	tin	exciting
rob	problem	her	together	and	bandicoot
ten	tennis	sent	present	port	important


ON THE BACK

Make some smaller words from the letters of your name.

Name _____

Monday


Tuesday



Wednesday

Thursday


Friday



TRACE
COLOUR

ch ch ch ch ch ch ch ch ch

PATTERN



Fred has a yellow jumper and a red cap.
 Bob has a blue shirt and an orange cap.
 Lyn has a green shirt and a green cap.
 Pete has a purple shirt and a yellow cap.
 Adam has a pink shirt and a blue cap.
 Bill has a green jumper and a purple cap.
 Amy has a purple blouse and a pink cap.
 Meg has an orange shirt and a red cap.
 Sue has a black jumper and a grey cap.
 Tom has a yellow shirt and a yellow cap.
 Kate has a blue dress and a purple cap.
 Betty has a red dress and a green cap.


ON THE BACK

How are you dressed today? Draw your picture.

Name _____

Monday

Tuesday



Wednesday

Thursday

Friday

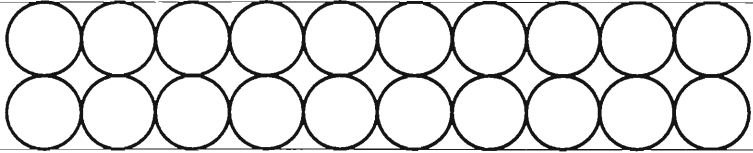
TRACE
COLOUR

wh wh wh wh wh wh wh wh

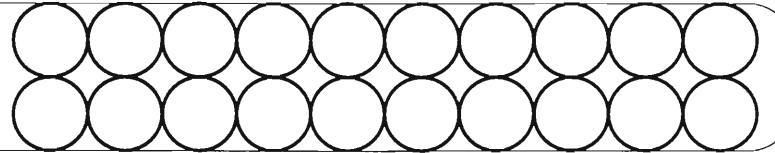
PATTERN

Colour the circles to indicate the numeral in the box.

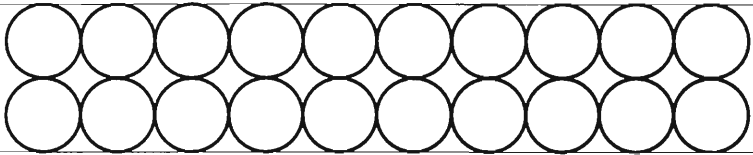
16



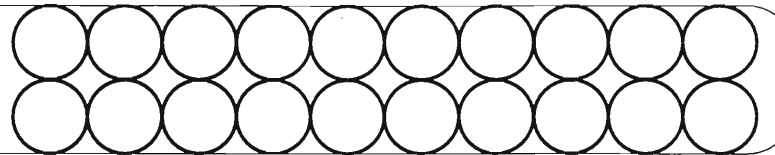
17




12




15




19



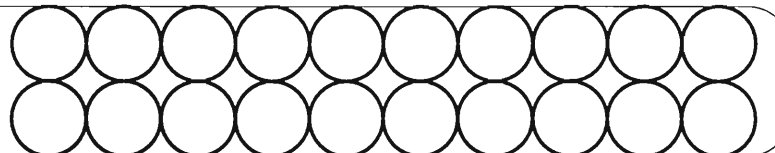
13



14



18





ON THE BACK

Make a big pattern of overlapping circles.

Name _____

Monday

Tuesday



Wednesday


Thursday

Friday

TRACE
COLOUR

th th th th th th th th th th

PATTERN





ON THE BACK

Draw yourself carrying some words in a big box.

Name _____

Monday

Tuesday



Wednesday

Thursday

Friday

TRACE
COLOUR

say say say say say say say

PATTERN





Draw some candles for these birthday cakes.

ON THE BACK

Draw a cake with 9 tiers and 20 candles.

Name _____

Monday Tuesday









Wednesday Thursday Friday

TRACE
COLOUR

all all all all all all all all

PATTERN



Colour the matching pairs the same.


ON THE BACK

Draw your favourite doll or toy.

Name _____

Monday


Tuesday



Wednesday

Thursday

Friday



TRACE
COLOUR

ee ee ee ee ee ee ee ee ee ee ee



WRITE
THE
WORDS



running



fishing



skiing




golf



cycling

soccer



basketball

ON THE BACK


Draw yourself playing your favourite sport.

Colour the sports and words so they match.

Name _____

Monday

Tuesday



Wednesday

Thursday

Friday

TRACE
COLOUR

oo oo oo oo oo oo oo oo oo

PATTERN

Find these parts of the picture and colour them.



○ orange egg

⌒ red stripe

⌒ blue stripe

⌒ purple stripe

🌸 pink flower

⌒ red stripe

🍃 green leaf

🎀 yellow bow

Finish with your own colours.


ON THE BACK

Draw the Easter Bunny in a plane.

Name _____

Monday

Tuesday



Wednesday



Thursday







Friday



TRACE
COLOUR

PATTERN

or or or or or or or or or



-  Colour the plant green.
-  Colour the stamp red.
-  Colour what you eat with blue.
-  Colour the broom orange.
-  Colour the watering can yellow.
-  Colour the clock purple.



ON THE BACK

Write the letters of your name in different colours.

Name _____


Monday

Tuesday

Wednesday

Thursday

Friday




TRACE
COLOUR

er er er er er er er er er er

PATTERN


Merry



Christmas

ON THE BACK

Practice drawing Christmas pictures for a card.



BUR-7001