




**BLACKLINE
MASTERS**



Season's

An infants unit

Season's

An infants unit



BURRABOOKS

POST

101 Richmond Street, Boree Creek
NSW 2652

PHONE

069-271-532

FAX

069-271-517

Seasons

written by Greg Porich

© Burrabooks Pty Ltd

1996

ACN 070006085

All rights reserved.


Except under the conditions described in the Copyright Act, 1968 of Australia and subsequent amendments, no part of this publication may be reproduced, stored in a retrieval system or transmitted in any form or by any means, electronic, mechanical, photocopying, recording, scanning or otherwise without the express prior permission of the copyright owner, with the following exception:

Permission is granted for each page to be copied to produce a sufficient amount for the purchaser to supply their class only.

The publisher prohibits the making of copies for use by other than the purchaser, or the copying of the loaned originals or copies of the originals.

As with all Burrabooks publications every attempt is made to acknowledge copyright. Any infringements are purely coincidental and the publisher offers apologies where applicable.

ISBN 1 86402 088 1




BUR-1905

This series of teacher's resource material has been published with specific learning objectives in mind, and have proven to be very popular with students. They represent a range of theme specific activities that address learning areas from a problem-solving aspect.

All activities have been written by Australian teachers with other Australian teachers in mind. They have all been extensively trialled in the classroom and students welcome the challenge of completing them with enthusiasm.

Name: _____

Follow the directions carefully.



1. Colour the tent bright yellow.
2. Colour the grass and bushes green.
3. Colour the kangaroo brown and yellow.
4. Draw a hot summer sun. Make it yellow.
5. Make the ZZZZ's red.
6. Colour the feet pink.
7. Draw four birds in the sky.
8. Finish the picture neatly in your own colours.

Trace over the month names
to match the seasons.

Name: _____

December

January

February

March

April

May

June

July

August

September

October

November

Spring
green

Winter
blue


Autumn
orange

Summer
red

Colour the flower on the right blue and yellow.

Colour the flower on the left red and orange.

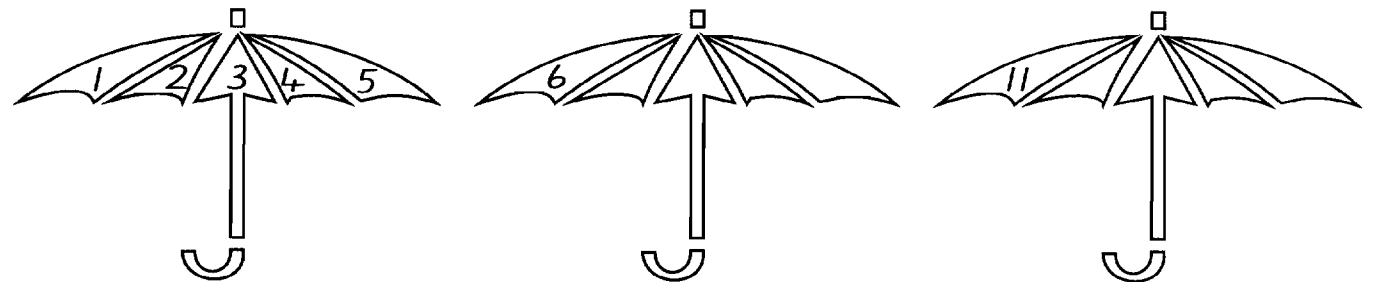

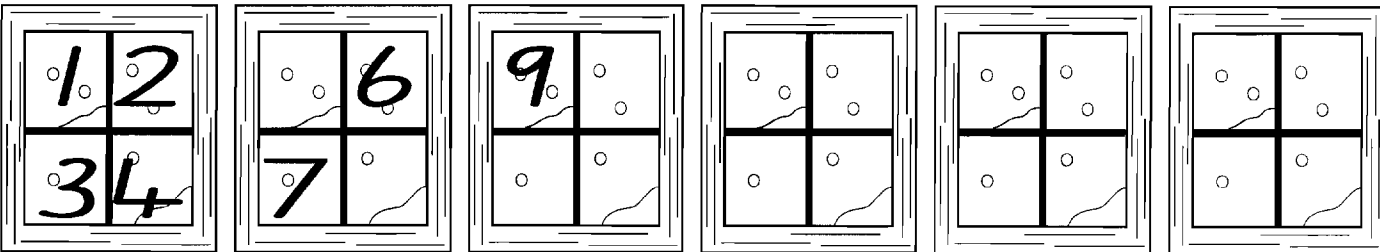
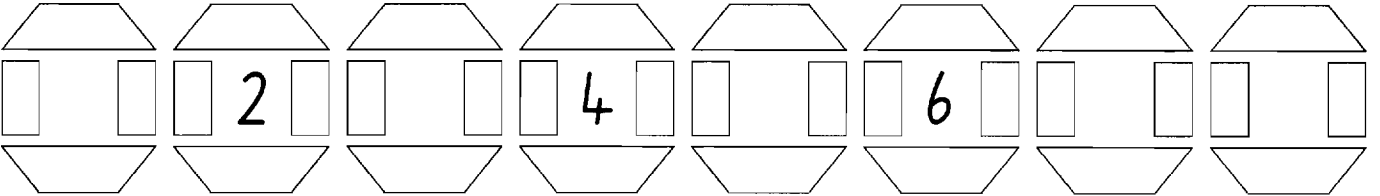

Colour the pot green and pink.

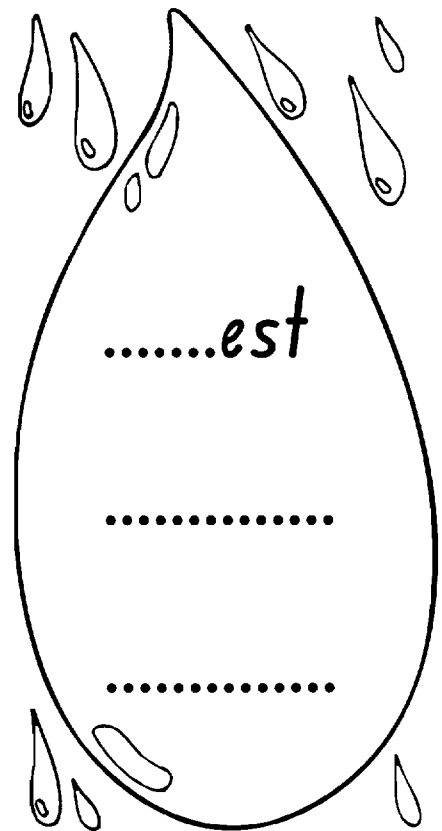
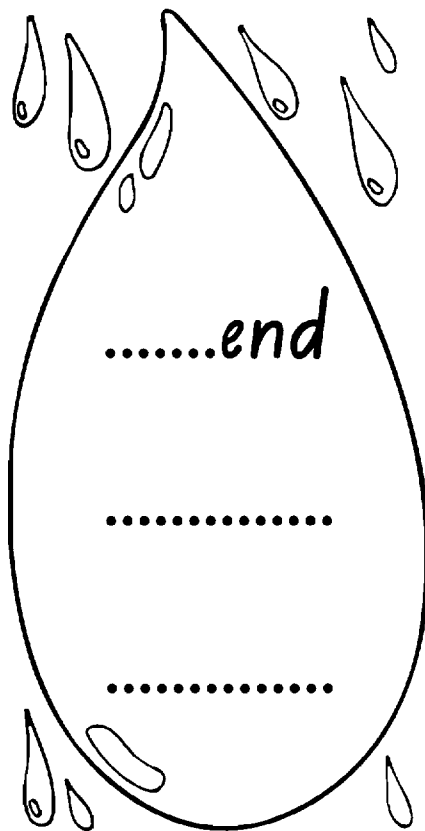
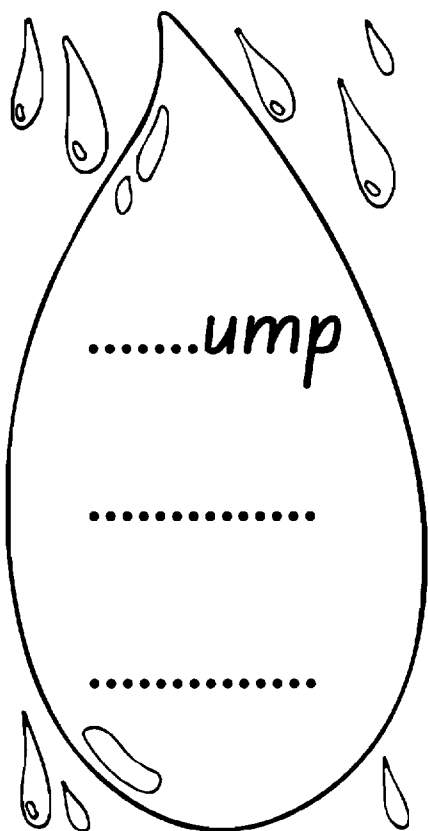
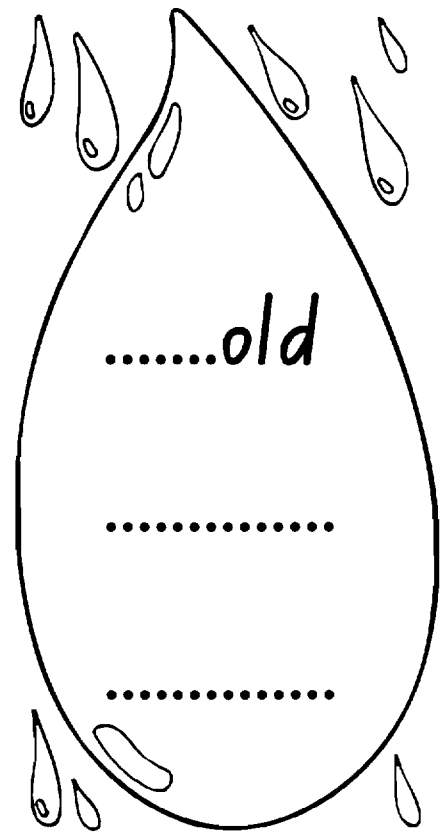
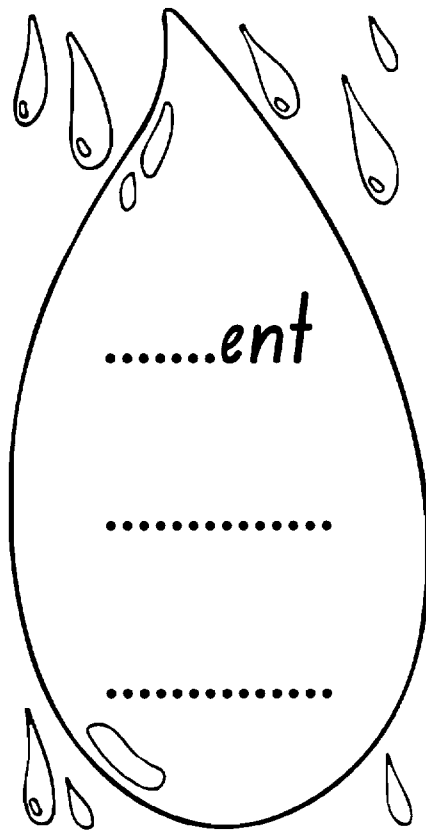
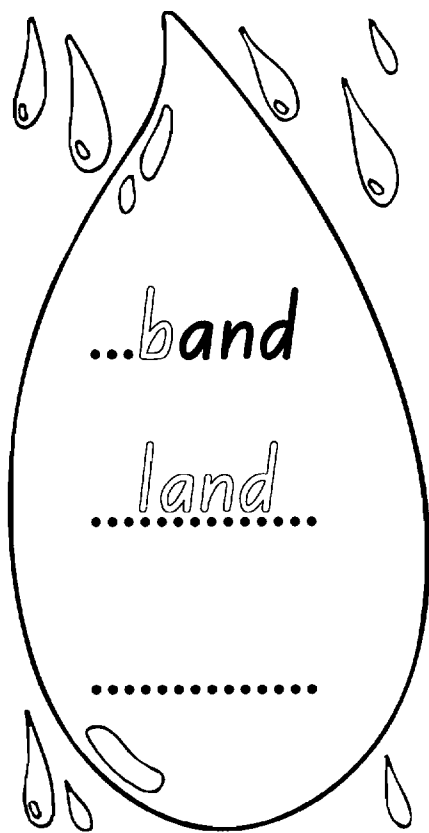


Combine the sounds from the first flower with the pot sound and then the second flower to make new words.

Fill in the
missing numbers

Name: _____






Add letters to the first sound in each raindrop.

Then write two more words with the same sound.

Colour your work and draw a wet picture on the back.

Name: _____




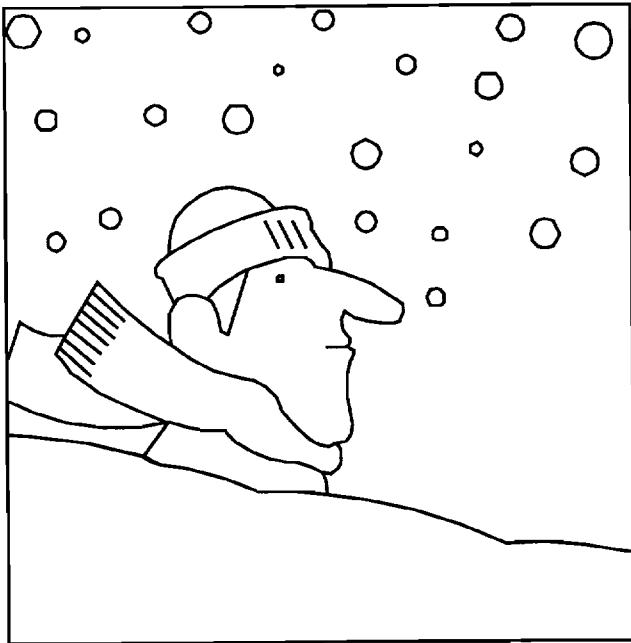


There is a nasty change in the weather!

Join the sums to their answers to find out what colours to use on the picture.

Rainbow 1	→	$2 \times 6 =$	16 =	Brown.
Rainbow 2	→	$2 \times 3 =$	12 =	Green.
Rainbow 3	→	$2 \times 10 =$	6 =	Yellow.
Rainbow 4	→	$2 \times 0 =$	0 =	Red.
Rain drops	→	$2 \times 5 =$	14 =	Light blue.
Lightning 1	→	$2 \times 9 =$	18 =	Orange.
Lightning 2	→	$2 \times 4 =$	10 =	Pink.
Cloud 1	→	$2 \times 8 =$	4 =	Purple.
Cloud 2	→	$2 \times 2 =$	20 =	Light green.
Sun	→	$2 \times 7 =$	8 =	Blue.

Cut, match and
paste the four seasons.

Name: _____




autumn
summer


winter
spring

Name: _____


Colour the 8th flower red.



Colour the 1st and 5th pot plants blue.



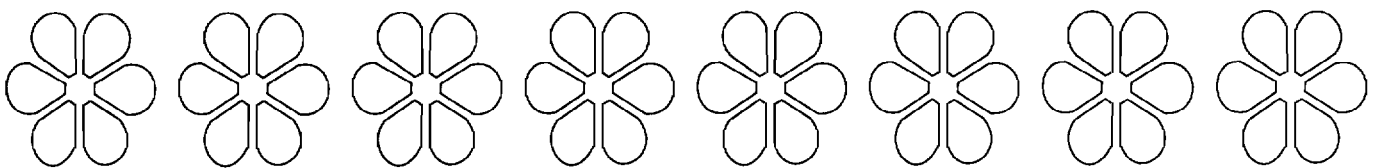
Colour the 5th plant yellow.




Colour the 1st and last notes green.




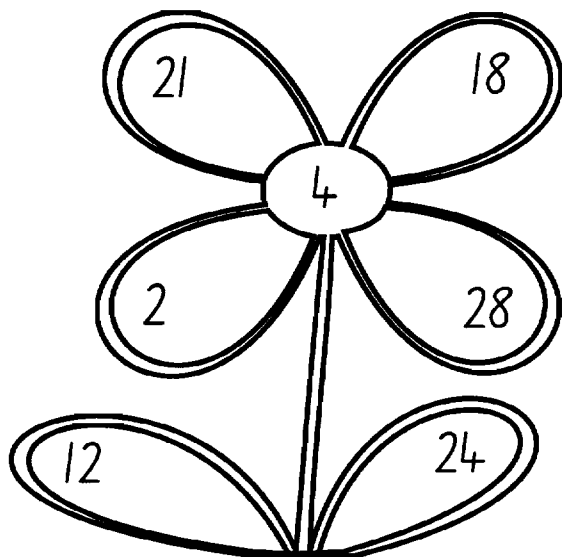


Colour the 5th and 7th flowers red and yellow.



Colour the 3rd and 6th smilies orange.



Name: _____



$5 + 6 = \text{Red.}$
 $7 + 6 = \text{Yellow.}$
 $0 + 1 = \text{Yellow.}$
 $6 + 6 = \text{Red.}$
 $3 + 2 = \text{Yellow.}$
 $15 + 5 = \text{Red.}$
 $1 + 1 = \text{Green.}$
 $8 + 8 = \text{Green.}$
 $20 + 4 = \text{Blue.}$



$4 + 2 = \text{Green.}$
 $13 + 5 = \text{Blue.}$
 $8 + 9 = \text{Green.}$
 $18 + 5 = \text{Blue.}$
 $13 + 13 = \text{Blue.}$
 $19 + 8 = \text{Orange.}$
 $2 + 2 = \text{Orange.}$
 $9 + 1 = \text{Green.}$
 $8 + 6 = \text{Red.}$
 $26 + 2 = \text{Yellow.}$




$2 + 1 = \text{Orange.}$
 $3 + 6 = \text{Blue.}$
 $9 + 6 = \text{Orange.}$
 $4 + 4 = \text{Orange.}$
 $11 + 8 = \text{Yellow.}$
 $16 + 5 = \text{Green.}$
 $3 + 4 = \text{Red.}$
 $11 + 11 = \text{Red.}$
 $15 + 10 = \text{Blue.}$


Name: _____

Trace these words, write them again and add a small picture.


summer




winter




autumn



spring



Join the rhyming words.



sun _____

log _____

fly _____

bee _____

sand _____

snow _____

fog

hand

blow


bun

see

sly

Colour the sun and draw the background.


Answer the questions with true or false.



1. It can get very hot in summer.
2. Leaves fall off some trees in autumn.
3. People swim mainly in winter.
4. Flowers are always red.
5. All plants produce seeds.
6. Flowers have petals.
7. Rain does not help plants to grow.
8. Weeds are unwanted plants.
9. In summer we need a hat if outdoors.
10. Sometimes it snows in winter.

My total score is

Name: _____



Name: _____


Find the hidden autumn words in the puzzle and then colour the autumn spider's web.

r	t	l	e	a	v	e	s
a	r	w	i	n	d	y	p
k	e	b	r	o	w	n	i
i	e	p	o	z	y	r	d
n	s	y	d	e	a	d	e
g	a	r	d	e	n	x	r
z	w	o	l	l	e	y	s
a	u	t	u	m	n	o	l

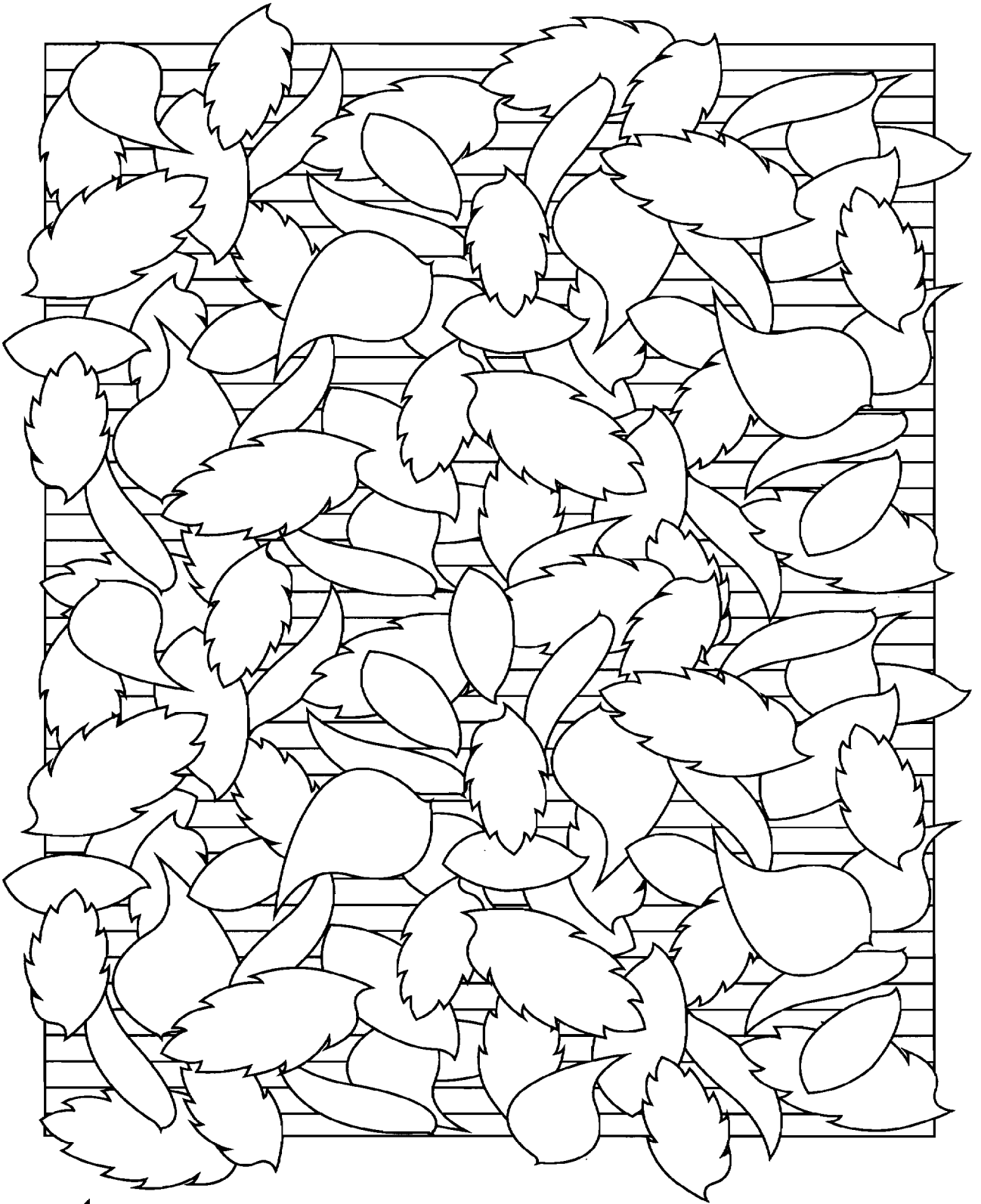
leaves
trees
windy
raking

garden
brown
autumn

spiders
yellow
dead



Name: _____



brown



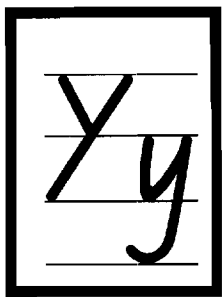
yellow




orange



red



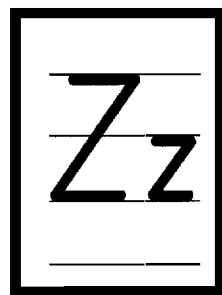
Name: _____



Trace *Birds fly by in the cloudy sky.*

Write *B f b i t c s*

Write _____



Name: _____



Trace *A buzzing breeze blew leaves.*

Write *A b b b l*

Write _____

Trace over the autumn words.



wind

trees

orange

rain

pies

hammer

leaves

brown

dropping

Read then draw.

Name: _____

Autumn leaves are
falling everywhere.

I am at the beach on
a hot summer day.

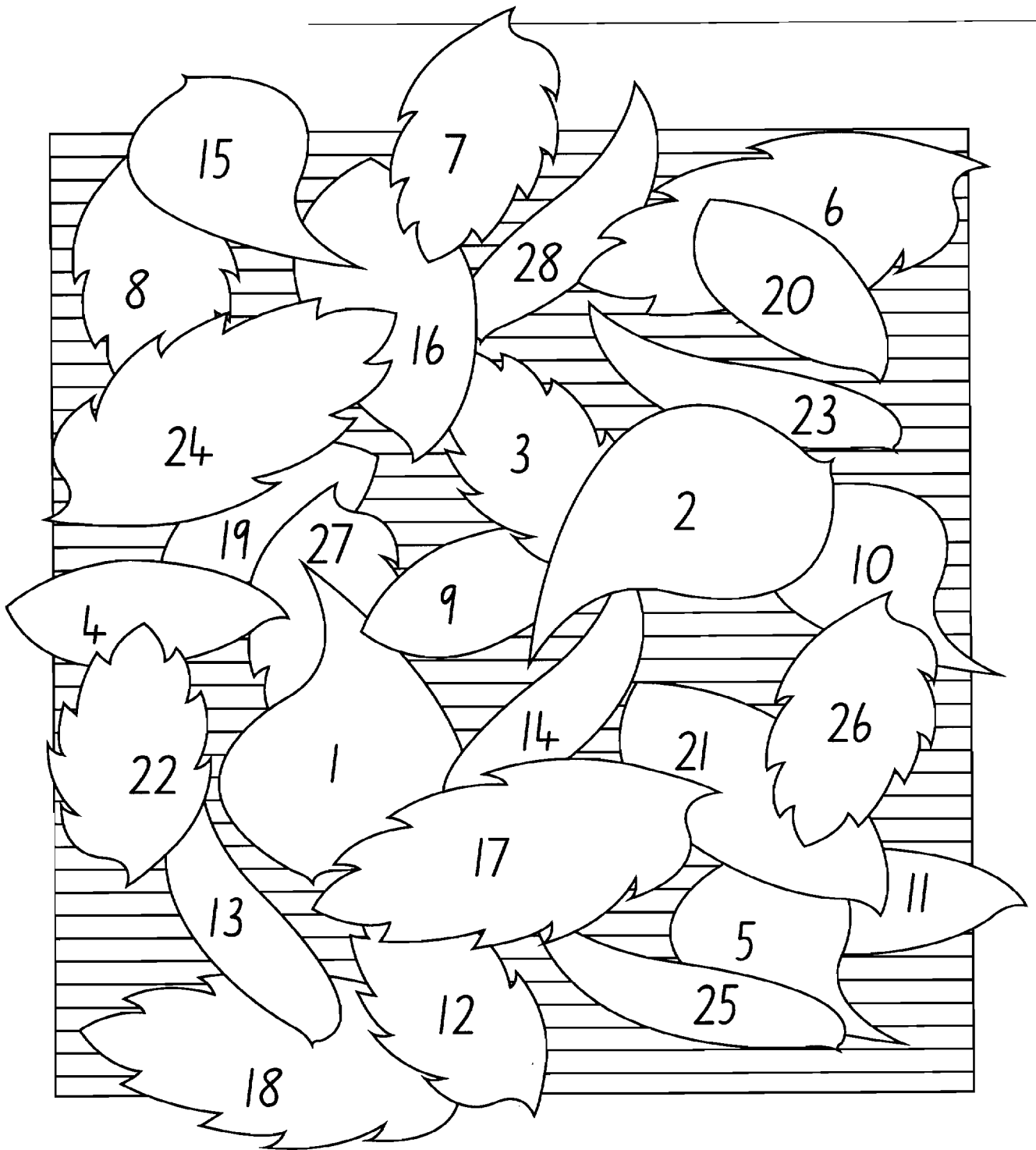
During spring, the garden
is filled with butterflies.

I am sitting by the fire
on a cold winter day.

The winter wind is cold.

You need protection from
the hot summer sun.

Name: _____



Colour 1 red.
Colour 2 blue.
Colour 3 green.
Colour 4 brown.
Colour 5 yellow.
Colour 6 orange.
Colour 7 purple.

Colour 8 red.
Colour 9 blue.
Colour 10 green.
Colour 11 brown.
Colour 12 yellow.
Colour 13 orange.
Colour 14 purple.

Colour 15 red.
Colour 16 blue.
Colour 17 green.
Colour 18 brown.
Colour 19 yellow.
Colour 20 orange.
Colour 21 purple.

Colour 22 red.
Colour 23 blue.
Colour 24 green.
Colour 25 brown.
Colour 26 yellow.
Colour 27 orange.
Colour 28 purple.

Name: _____



- Colour the tree grey and the sun yellow.
- Colour the leaves orange and brown.
- Colour the grass green and the buildings red.
- Draw four birds in the sky and colour it blue.
- Make your own leaf pattern on the back.

T	X	T	R	I	C	K	L	E	P
L	Z	S	N	O	W	Z	F	D	J
C	L	O	U	D	Y	K	S	P	B
L	F	R	E	E	Z	I	N	G	L
E	B	F	S	T	E	A	M	Y	I
A	B	L	O	W	V	X	F	S	Z
R	H	A	I	L	J	S	T	R	Z
A	W	S	T	O	R	M	V	E	A
I	H	H	M	U	Y	O	H	Z	R
N	Z	D	R	O	U	G	H	T	D

CLOUDY

SNOW

FROST

BLIZZARD

FLASH

TRICKLE

FREEZING

SMOG

STORM

STEAMY

SKY

DROUGHT

BLOW

HAIL

CLEAR



RAIN






Colour this windy pattern and make a rainy one of your own.

Name: _____



cubes



How many cubes
does it take to
cover this leaf?

an

fan man ran tan

ob

og

un

op

et


ag

ed

Make new words by adding to the word endings in the large leaf.

Name: _____









SPRING

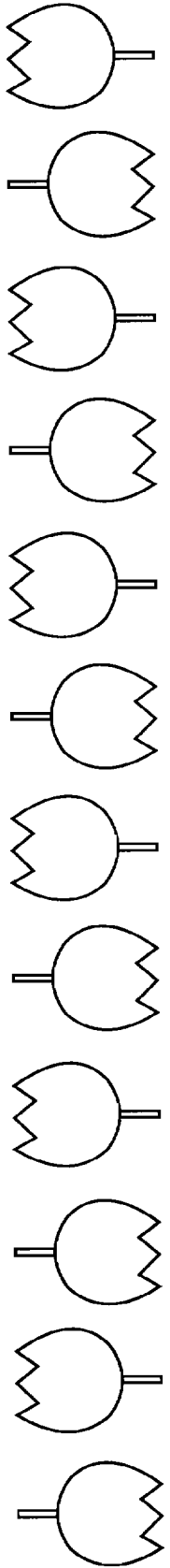
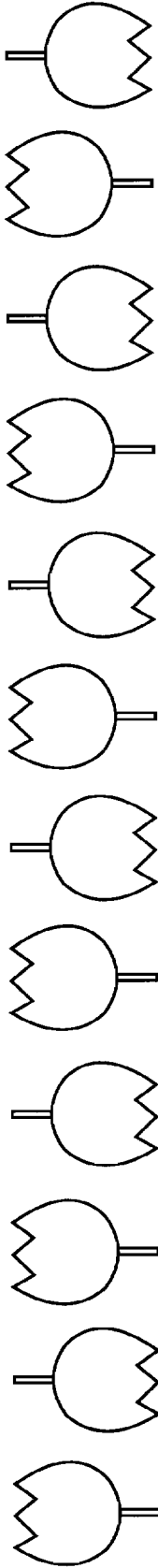



Name: _____



In spring the winter snow melts and fills rivers and creeks with water.

1.  Give the boy a yellow lifejacket.
2.  Draw three more people on tyre rafts behind.
3.  Colour the oar brown.
4.  Make the tube orange and red.
5.  Give the boy brown hair.
6.  Draw in the rest of the river and colour it.
7.  Draw some mountains in the background.
8.  Finish the picture neatly in your own colours.



Name: _____


Find the spring words and colour the border in spring colours.

i	n	s	e	c	t	s	f
b	g	r	a	s	s	t	l
l	s	e	e	b	n	n	o
o	s	t	n	a	e	e	w
o	l	i	f	e	w	c	e
m	g	n	i	r	p	s	r
s	n	e	d	r	a	g	s
g	r	o	w	i	n	g	x

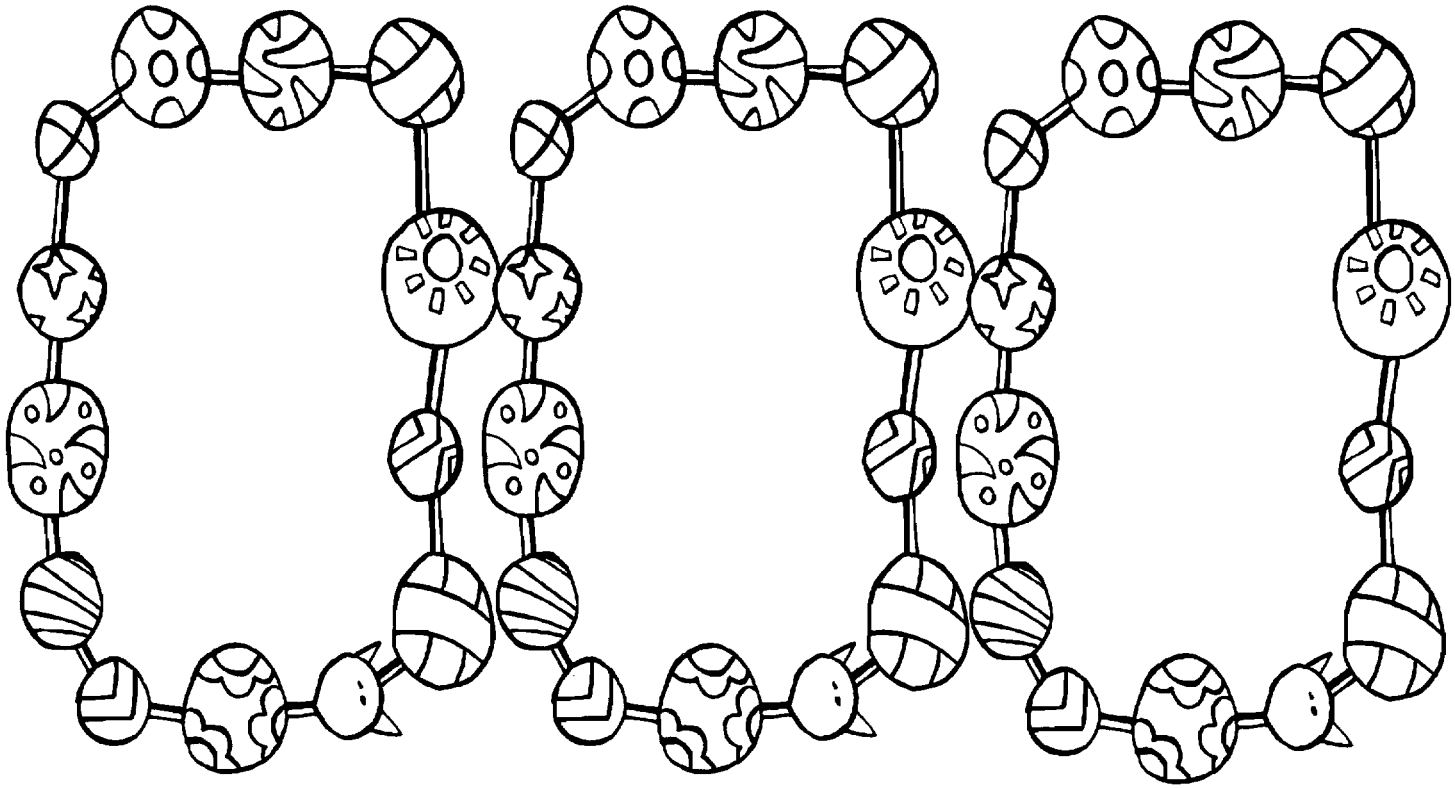
insects
scents
garden
life

flowers
grass
new
bees

blooms
spring
growing
ants




Draw these spring objects.



A lawnmower.

Three red flowers.

A butterfly.




A swimming pool.

Four flower buds.

Colour along the path of each letter with bright spring colours. Draw flowers, butterflies and other spring things to finish the poster.


Name: _____



Trace over the spring words.







plants green leaves
rain growing tooth
letter blossom insects



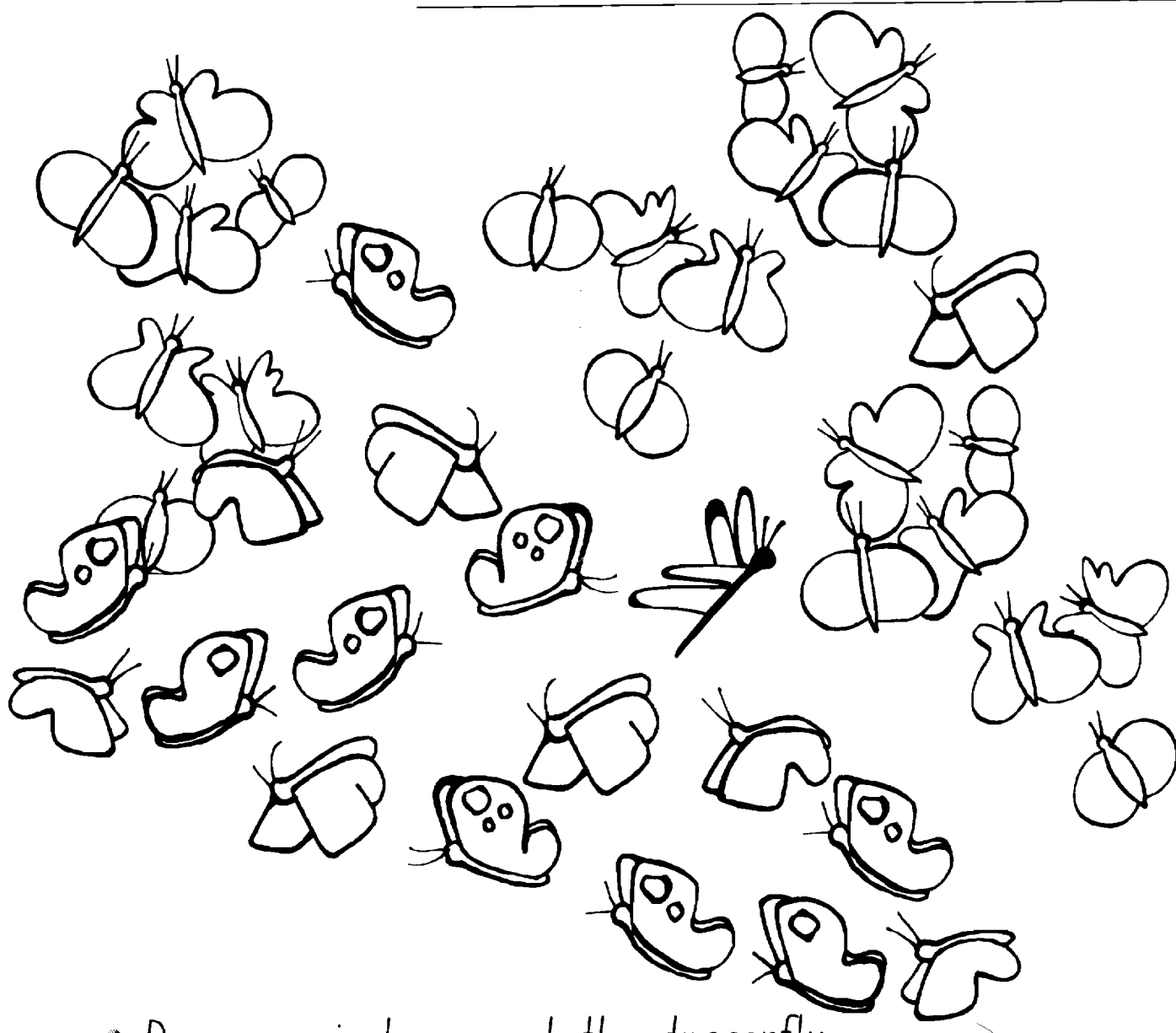
How many times is the word spring written.

Name: _____

Trace each word in a different colour.




Name: _____




- Draw a circle around the dragonfly.
- Colour the butterflies in bright colours.
- There are butterflies altogether.
- A caterpillar will change into a
- There are many butterflies in
- Draw your picture if you were a caterpillar.
- Draw your picture if you were a butterfly.


Name: _____



Help this caterpillar turn into
a butterfly before spring is over.



Name: _____



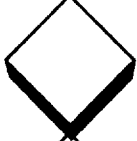
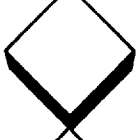




- Draw a happy face on the caterpillar.
- Colour the body yellow and red.
- Make the spots blue.
- Draw a big green leaf under the caterpillar.

Many insects will hatch from their eggs in spring.
Draw a beautiful picture of what this caterpillar will turn
into on the back.

Name: _____

How tall are the flowers?


-  toothpicks
-  counters
-  pencils
-  blocks
-  cubes



How many petals
on flower one?


flower two?

How many leaves
on both plants?




Nothing better than a drive in the country
on a spring day. Colour the picture and
write spring words in the border.


Name: _____



Name: _____



Trace over the summer words.



sun

burn

hot

heat

crown

shining

sweat

rays

ice


Name: _____

Many people drown in summer.

Always be careful around water.

What might happen to this little girl?

Use the back of this sheet to write a list of water safety rules, then colour this picture.



Add sun to these words to
create new compound words.

.....shine

.....tan

.....screen

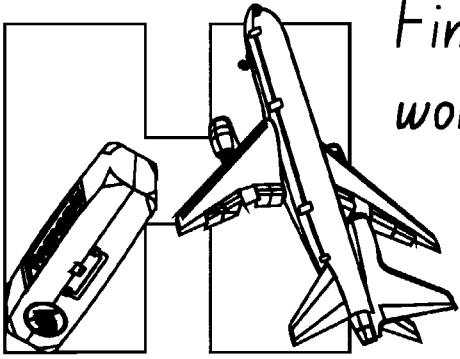
.....set

.....burn

.....day



.....rise

.....light



Find the summer holiday words and neatly colour.





Name: _____



s	a	e	s	r	e	v	o
l	y	a	d	i	l	o	h
e	c	a	b	i	n	b	e
v	a	c	a	t	i	o	n
a	l	a	e	e	d	a	a
r	p	m	r	n	a	t	l
t	s	p	o	t	o	h	p
s	u	m	m	e	r	a	c

summer
 car
 road
 tent
 alps
 travel
 plane
 boat

camp
 spot
 photo
 vacation
 overseas
 holiday
 cabin
 more




Name: _____

Trace the words.

Draw some sunscreen,
a shirt and a hat
on the surfer.


Add a background
and colour it neatly.



Don't forget to
wrap on some
sunglasses.

Use the code to colour the word 'beach' in crazy colours, then finish it yourself.

Name: _____



20 - 5 = Red.

15 - 12 = Pink.

12 - 3 = Green.

10 - 2 = Red.

10 - 8 = Purple.

10 - 4 = Green.

20 - 4 = Purple.

15 - 1 = Purple.

16 - 3 = Blue.

20 - 2 = Brown.

10 - 5 = Blue.

15 - 14 = Orange.

10 - 10 = Orange.

20 - 10 = Red.

22 - 2 = Pink.

15 - 3 = Yellow.

8 - 4 = Red.








20 - 3 = Yellow.

10 - 3 = Green.

21 - 2 = Brown.


Name: _____

Colour green the sports which are best played in summer.



Colour blue the sports which are best played in winter.

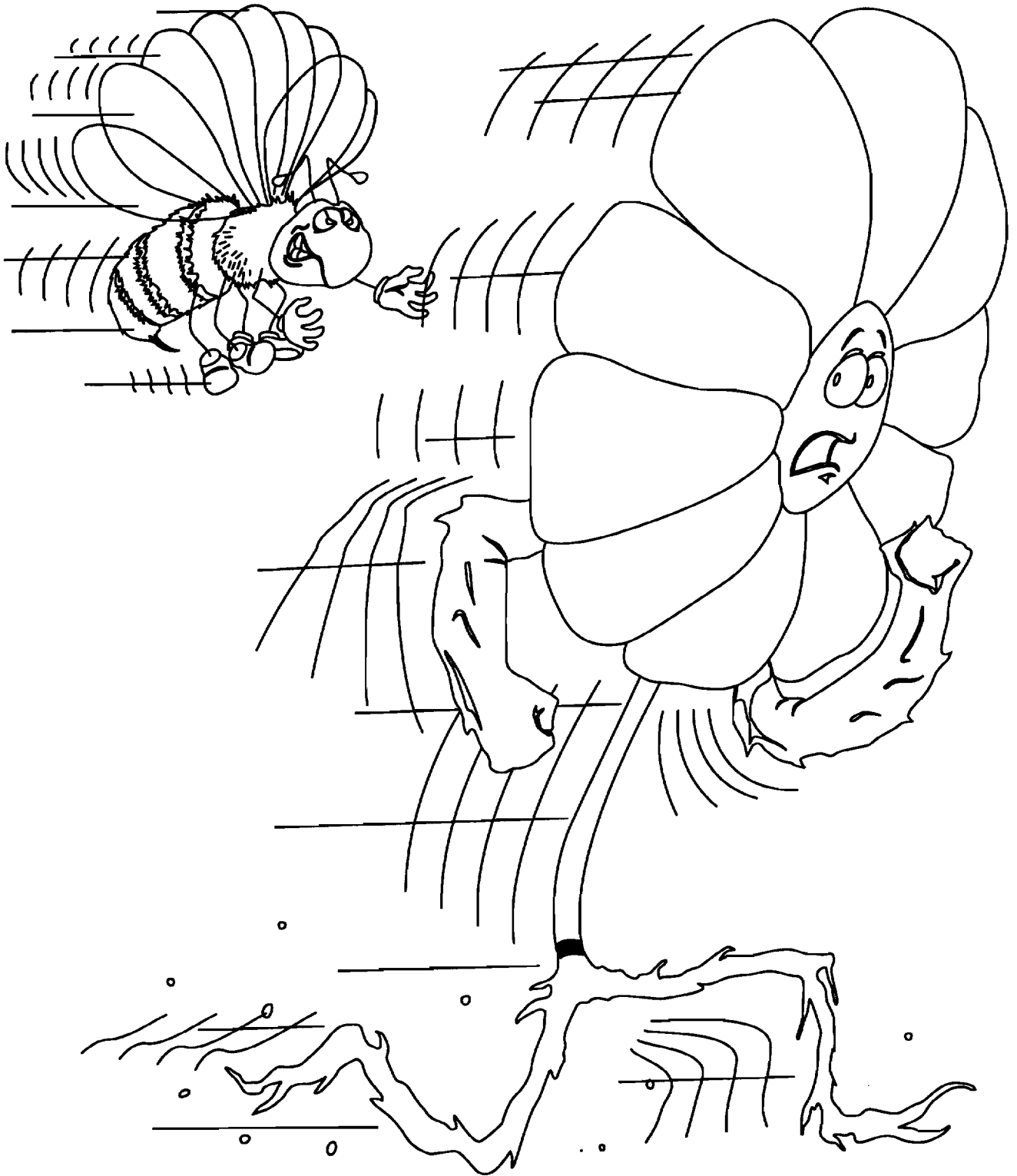
Name: _____



In some places it is always summer.

1. ☀ Draw yourself under the front verandah.
2. ☀ Colour the roof red and the walls yellow.
3. ☀ Colour the fireplace and chimney green.
4. ☀ Draw a bird sitting on the windmill.
5. ☀ Add a dog in front of the house.
6. ☀ Draw some smoke rising from the chimney.
7. ☀ Colour the ground brown and the sky blue.
8. ☀ Finish the picture in your own colours.

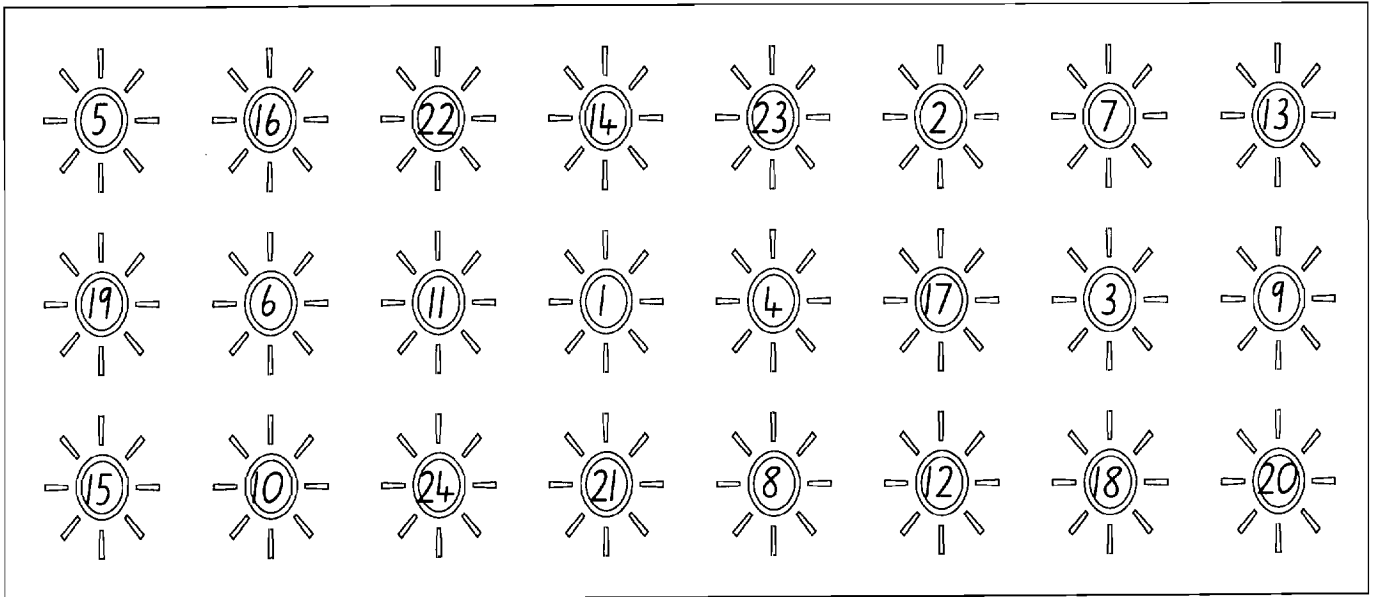
Name: _____



Looks like this flower might be in trouble.

Make some flower cartoons of your own.

Name: _____



Finish the sums and colour the summer
suns correctly.

$11 + 10 =$ Red sun with blue rays.

$8 + 10 =$ Blue sun with green rays.

$7 + 3 =$ Yellow sun with red rays.

$3 + 3 =$ Green sun with red rays.

$10 + 7 =$ Blue sun with yellow rays.

$1 + 1 =$ Orange sun with red rays.

$5 + 7 =$ Orange sun with yellow rays.

$8 + 8 =$ Orange sun with blue rays.

$2 + 3 =$ Blue sun with orange rays.

$5 + 4 =$ Green sun with orange rays.

$9 + 10 =$ Blue sun with blue rays.

$10 + 13 =$ Yellow sun with blue rays.

$10 + 10 =$ Yellow sun with yellow rays.

$10 + 5 =$ Red sun with orange rays.

$14 + 10 =$ Yellow sun with orange rays.

$1 + 0 =$ Green sun with yellow rays.

$2 + 1 =$ Red sun with yellow rays.

$4 + 3 =$ Green sun with blue rays.

$6 + 5 =$ Blue sun with red rays.

$4 + 9 =$ Red sun with green rays.

$1 + 3 =$ Yellow sun with green rays.

$4 + 4 =$ Red sun with red rays.


$7 + 7 =$ Orange sun with green rays.

$12 + 10 =$ Orange sun with red rays.

Find the two suns which are coloured
the same and circle them.

Colour this summery frame. Fill it with a summery picture and write summery words on the back.


Name: _____



Name: _____



POLAR PETE



- Colour his hat red with an orange pom pom.
- Colour his backpack green with grey straps.
- Colour his scarf blue and yellow.
- Make a list of the things that the bear is carrying in his pack.



Write a story about a snowman who goes on holidays.

Trace over the winter words.



frost

cold

rain

soap

freeze

tomato

icy


log-fire

coat

Name: _____

Colour each snake differently.

Draw your own twisted snake
pattern on the back.



Most snakes hibernate in the winter.

All snakes eat meat. Snakes cannot move on glass
because they use scales on their bodies for grip.

Name: _____

Find these wintery words and
colour the bleak scene.

j	u	m	p	e	r	s	w
g	f	r	o	s	t	y	i
n	y	d	u	o	l	c	n
i	p	f	s	t	a	h	d
n	u	o	k	i	c	e	y
i	o	g	c	o	a	t	s
a	s	n	o	w	i	n	g
r	x	l	s	d	l	o	c

cold
soup
hats

cloudy
windy
jumpers
ice


cool
raining
socks
frosty

snowing
coats
fog




This cat has found a sunny spot on a cold day. Colour the picture and write wintery words in the border.

Name: _____




Name: _____



Colour each grid in a symmetrical pattern to produce four different snowflakes. Use bright colours.

Colour this wintery frame. Fill it with a wintery picture and write wintery words on the back.

Name: _____



Name: _____











Ways to keep cool
in summer.

Ways to keep warm
in winter.

Name: _____



1.  Give the snowman a red cap and a green scarf.
2.  Colour the bird yellow with an orange beak.
3.  Give the rabbit a purple scarf.
4.  Colour the rabbit's trousers blue.
5.  Colour the tree brown.
6.  Give the rabbit a yellow shirt.
7.  Colour the rabbit's mittens bright red.
8.  Finish the picture in your own colours.

ISBN 1 86402 088 1



BUR-1905