



EDUCATIONAL  
WORKSHEETS

# STARTING NUMBERS

1 TO 10

Number Recognition  
Cutting and Pasting

BURRA BOOKS

The logo for Burra Books. The word "BURRA" is written in a large, bold, yellow font with a black outline, slanted upwards. Below the letter "A" is a cartoon illustration of a grey bear. To the right of the bear, the word "BOOKS" is written in a smaller, bold, yellow font with a black outline.



EDUCATIONAL  
WORKSHEETS

# Starting Numbers

1 to 10

*Number recognition activities  
for students beginning school.*

## Starting Numbers 1 to 10

written by Greg and Louise Porich

© Burrabooks Pty Ltd.

First Published 1997

Reprinted 1999, 2001

Revised and Reprinted 2003, 2007

ABN 22 070 006 085

P. O. Box 611,

Moruya NSW 2537

Ph: 0244 742 355

Fax: 0244 742 399

[www.burrabooks.com.au](http://www.burrabooks.com.au)

All rights reserved.

### COPYING FOR EDUCATIONAL PURPOSES

The purchaser of this book is granted permission by the publisher to make copies of the pages within the book, beyond their rights under the Australian Copyright Act 1968 (the Act), provided that the number of copies made does not exceed the number reasonably required for use in one classroom only; that copies are only made by photocopying and are not copied, stored or transmitted by any electronic or digital means; copies are not sold or lent. Copying of this book outside this licence may fall within the educational statutory licence under the Act.

### COPYING FOR OTHER PURPOSES

Unless copying is specifically permitted by the educational statutory licence, the licence granted to the purchaser of this book or the fair dealing clause in the Act (for the purposes of study, research, criticism or review), no part of this book may be reproduced, stored in a retrieval system, transmitted in any form or by any means without prior written permission from the publisher.

Some images used with permission of Ron Leishman.

As with all Burrabooks publications every attempt is made to acknowledge copyright. Any infringements are purely coincidental and the publisher offers apologies where applicable.

ISBN 10: 1 86402 118 7

ISBN 13: 978 1 86402 118 9

**BUR-5301**




Name: \_\_\_\_\_

Draw some apples.  
Colour one green.



Trace the numbers and colour the picture.


1




one

1 1 1 1 1 1 1 1 1 1

Colour one star.



Colour one moon.



Trace the words.


one one one one

Name: \_\_\_\_\_

Draw a train carrying  
one thing in each carriage.



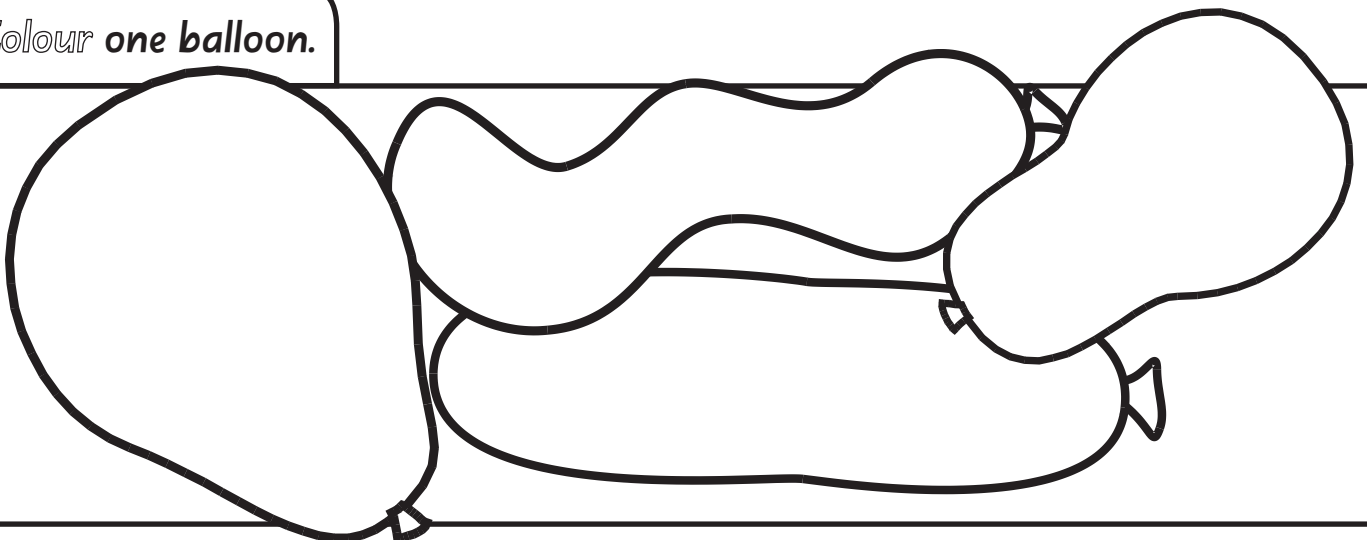
Trace the one baby and colour it.



one



Colour one balloon.




Name: \_\_\_\_\_

Draw a pattern by only using the number 1.

ON THE BACK

Colour the groups that have one thing.




Trace the words and numbers.

one

one

one

one



Name: \_\_\_\_\_

Fold a piece of paper into four.  
Draw one thing in each quarter.



Trace the number 1.

o n e

|||||


o n e

|||||

o n e

7	1	9	4	1
5	3	2	8	5
1	0	7	1	9
8	6	1	10	1
4	1	3	1	6

Draw one  on the cake.



Draw one  on the face.




Name: \_\_\_\_\_

Draw a picture  
of your face.

ON THE  
BACK

Cut out one nose and paste it on the face. Draw earrings and colour the face.









Name: \_\_\_\_\_

Use pictures from magazines to cut and paste some groups of one thing.

ON THE  
BACK

Cut out one apple and paste it on the tree.




Name: \_\_\_\_\_


Draw some cars.  
Colour two red.




Trace the numbers and colour the picture.







two



Colour two rockets.



Colour two cups.



Trace the words.

two

two


two

two

Name: \_\_\_\_\_

Draw a jar with two fish swimming in it. **ON THE BACK**


Trace the two kangaroos and colour them.



two

2


Colour two balls.



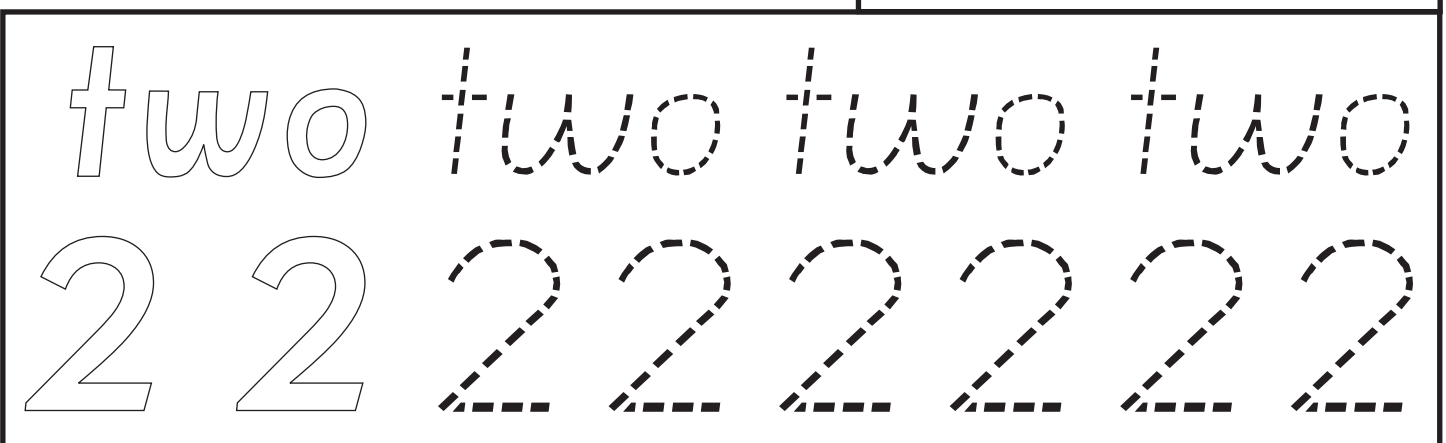
Name: \_\_\_\_\_

Draw a pattern by only using the number 2. **ON THE BACK**

Colour the groups that have two things.



Trace the words and numbers.



Name: \_\_\_\_\_

Fold a piece of paper into four.  
Draw two things in each quarter.




Trace the number 2.


two  
2 2 2  
two  
2 2 2  
two

2	8	9	2	1
4	2	2	8	5
9	0	1	2	9
7	6	0	10	5
2	10	3	2	6

Draw two   on the face.



Draw two  on the island.

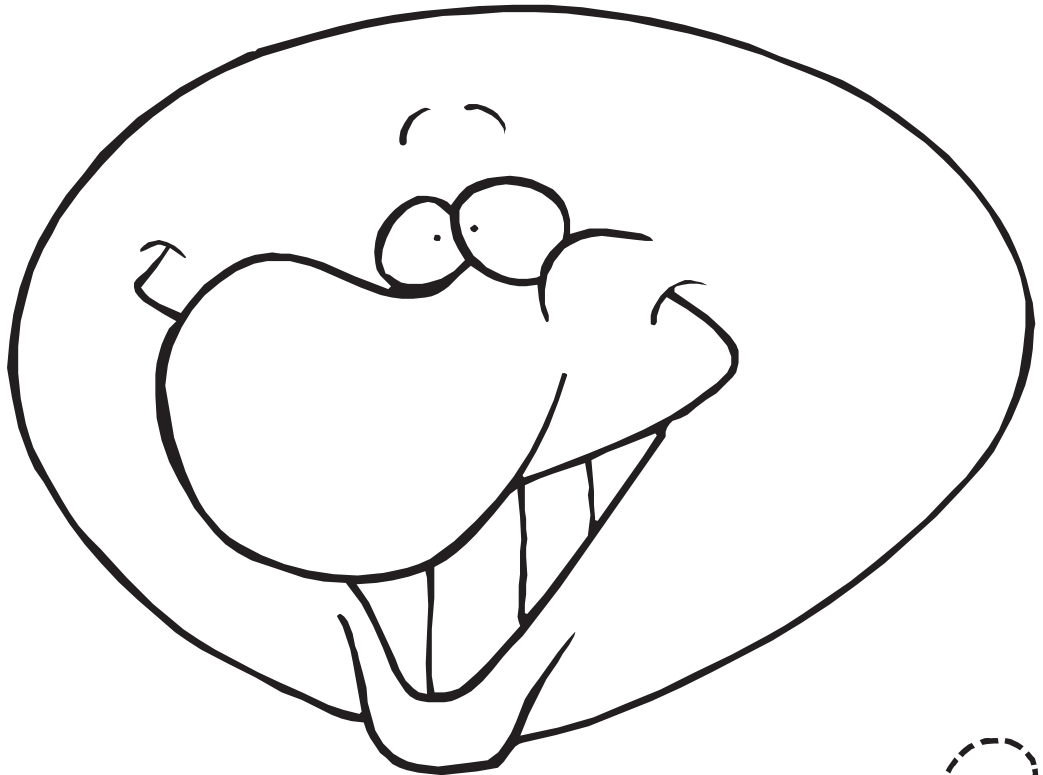
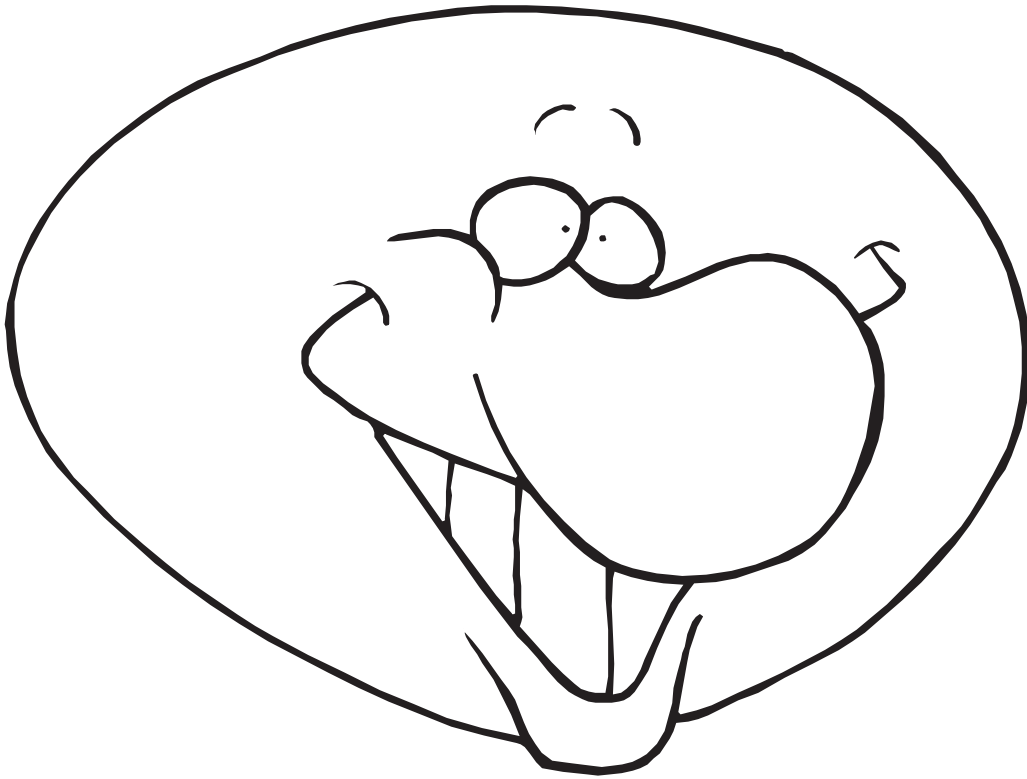


Name: \_\_\_\_\_

Draw two of your  
favourite lollies.



Colour the two faces. Cut out and paste them onto some coloured paper.



two

2

Name: \_\_\_\_\_


Use pictures from magazines to cut and paste some groups of two things.

ON THE  
BACK

Cut out two gifts and paste them under the tree.

two


2




Name: \_\_\_\_\_

Draw some cows.  
Colour three brown. **ON THE BACK**


Trace the numbers and colour the picture.



Colour three birds.



Colour three pigs.



Trace the words.






Name: \_\_\_\_\_

Draw a bed with  
three babies in it. **ON THE  
BACK**




Trace the three bears and colour them.



three

3

Colour three frogs.




Name: \_\_\_\_\_

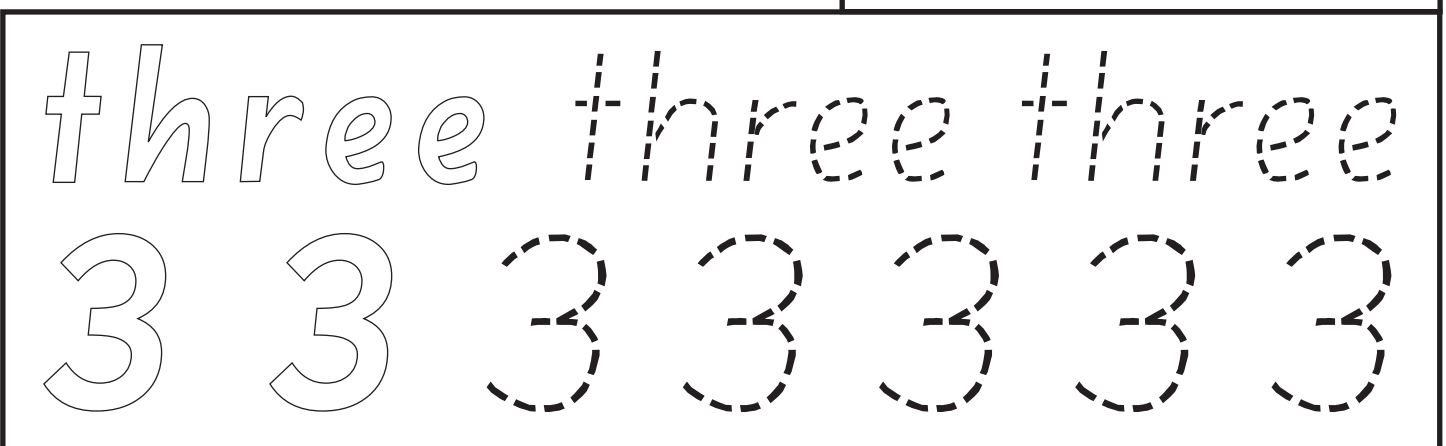
Draw a pattern by only using the number 3.



Colour the groups that have three things.



Trace the words and numbers.



Name: \_\_\_\_\_

Fold a piece of paper into four.  
Draw three things in each quarter. **ON THE BACK**

Trace the number 3.

three

3 3 3


three

3 3 3

three

2	3	9	6	10
0	3	2	3	5
3	8	7	3	3
8	6	4	2	5
3	1	3	10	3

Draw three  on the plant.



Draw three  in the sky.




Name: \_\_\_\_\_

Draw three  
little red hens.



Colour three penguins. Cut out and paste them onto the floating ice.



Name: \_\_\_\_\_






Use pictures from magazines to cut and paste some groups of three things.

ON THE  
BACK

Colour and cut out three fish. Paste them into the fish tank.

three

3



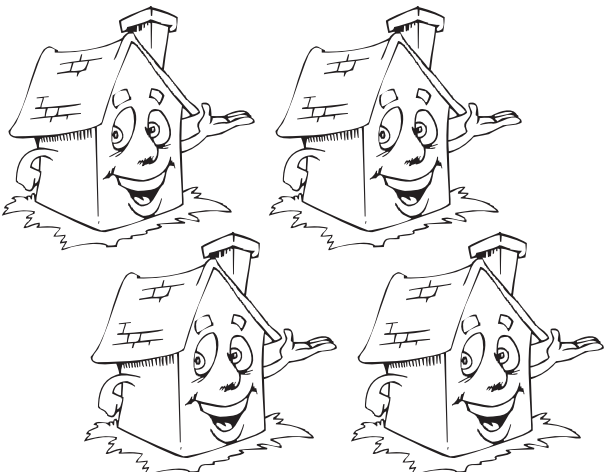
Name: \_\_\_\_\_

Draw some hats  
Colour four green.



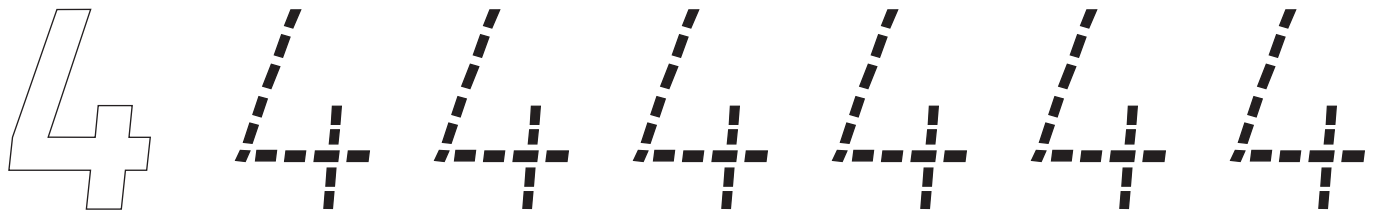
Trace the numbers and colour the picture.

4




four

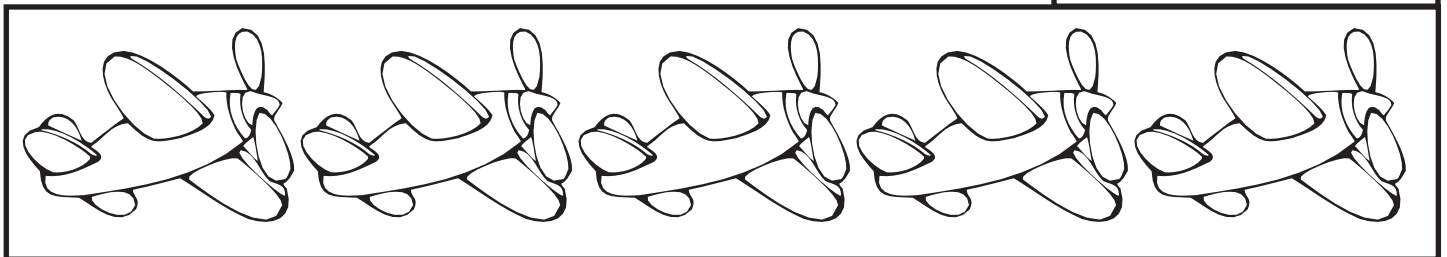
4



Colour four clowns.



Colour four planes.



Trace the words.

four

four

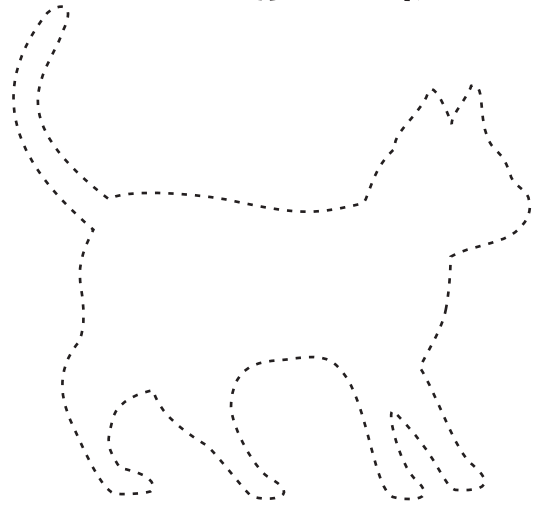

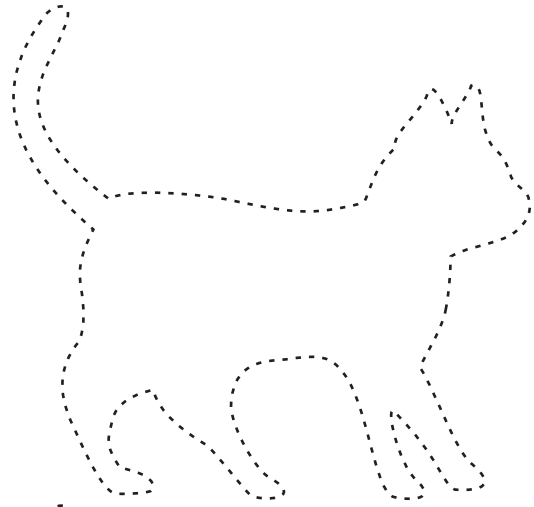
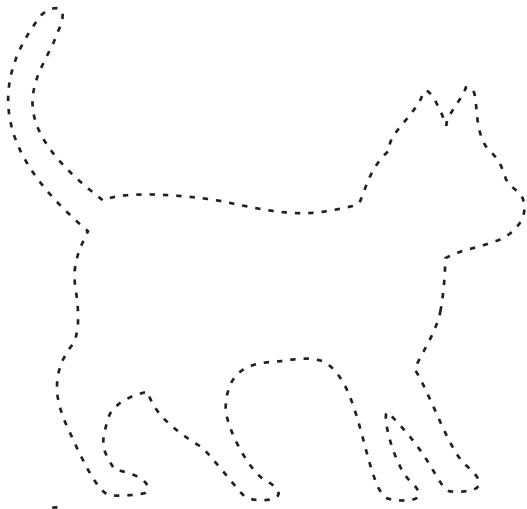
four

Name: \_\_\_\_\_

Draw four animals  
that have four feet.




Trace the four cats and colour them.



four

4

Colour four germs.






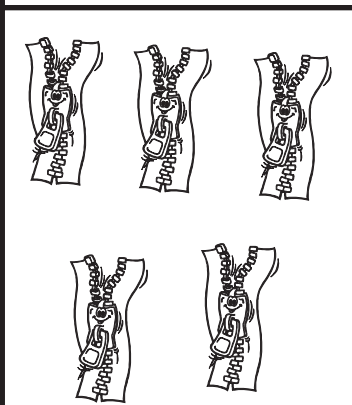








Name: \_\_\_\_\_

Draw a pattern by only using the number 4.



Colour the groups that have four things.

Trace the words and numbers.

four four four four

4 4 4 4 4 4



Name: \_\_\_\_\_

Fold a piece of paper into four.  
Draw four things in each quarter.



Trace the number 4.

four

4 4 4 4


four

4 4 4 4

four

4	6	4	1	10
1	5	2	6	8
3	4	7	4	0
9	4	4	8	4
4	4	9	4	5

Draw four  on the tree.



Draw four  on the truck.




Name: \_\_\_\_\_

Draw four clowns  
doing tricks.



Colour four birds. Cut out and paste them onto the branch.



Name: \_\_\_\_\_

Use pictures from magazines to cut and paste some groups of four things. **ON THE BACK**


Cut out four stamps and paste them onto the letter.  
Write your name and address on the letter.

four

4

.....  
.....  
.....

□ □ □ □




Name: \_\_\_\_\_

Draw some trees.  
Colour five green.

ON THE  
BACK

Trace the numbers and colour the picture.

5



five

5

5


5

5

5

5

Colour five flowers.



Colour five men.



Trace the words.

five

five

five

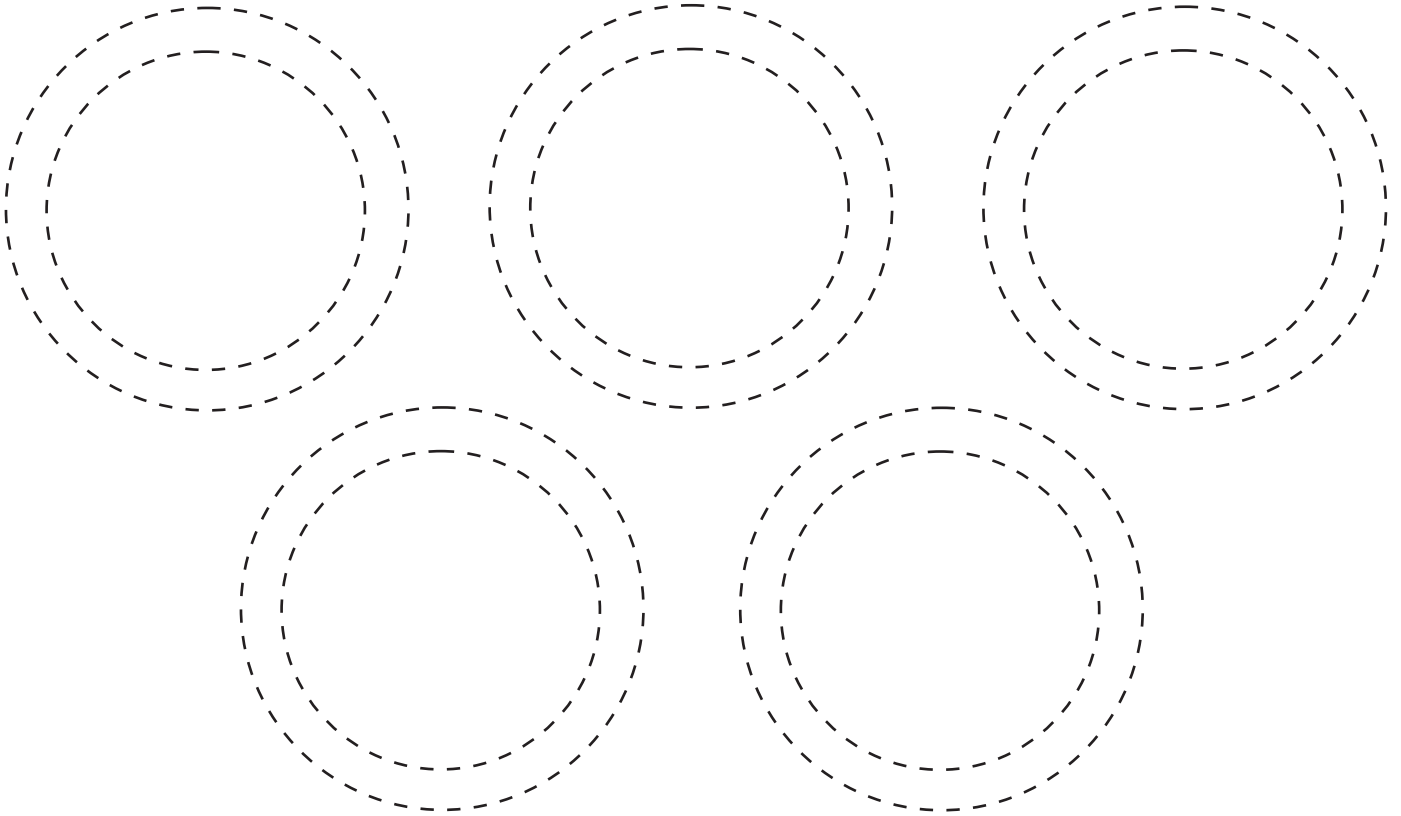
five

Name: \_\_\_\_\_

Draw five starfish  
with five legs.




Trace the five rings and colour them.



five

5

Colour five dinosaurs.



Name: \_\_\_\_\_

Draw a pattern by only using the number 5.



Colour the groups that have five things.


Trace the words and numbers.

five	five	five	five
5	5	5	5

Name: \_\_\_\_\_

Fold a piece of paper into four.  
Draw five things in each quarter.



Trace the number 5.

five

5 5 5 5

five

5 5 5 5

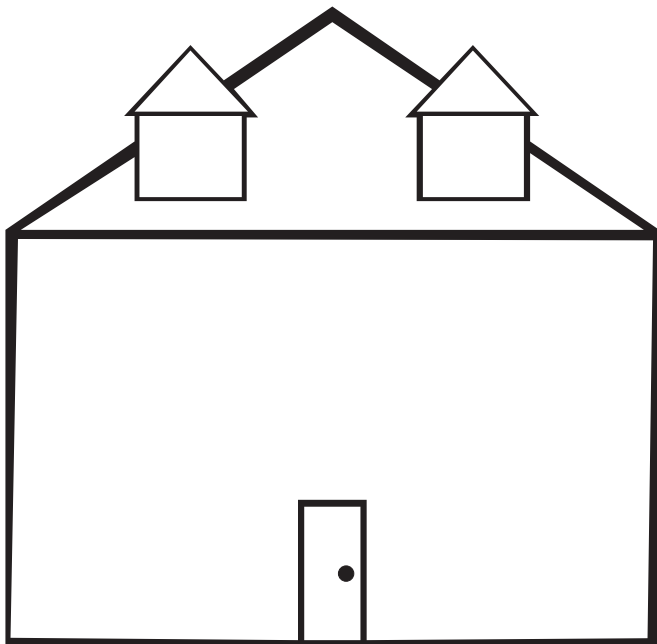
five

5	9	5	5	5
1	5	2	5	2
3	5	5	5	5
7	6	9	10	8
4	0	7	5	5

Draw five



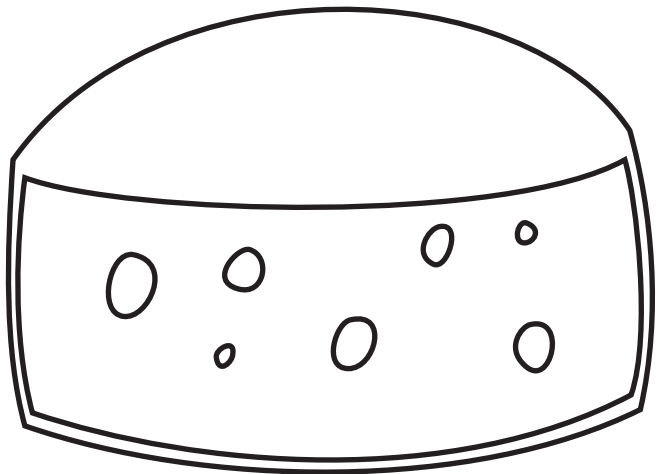
on the house.



Draw five



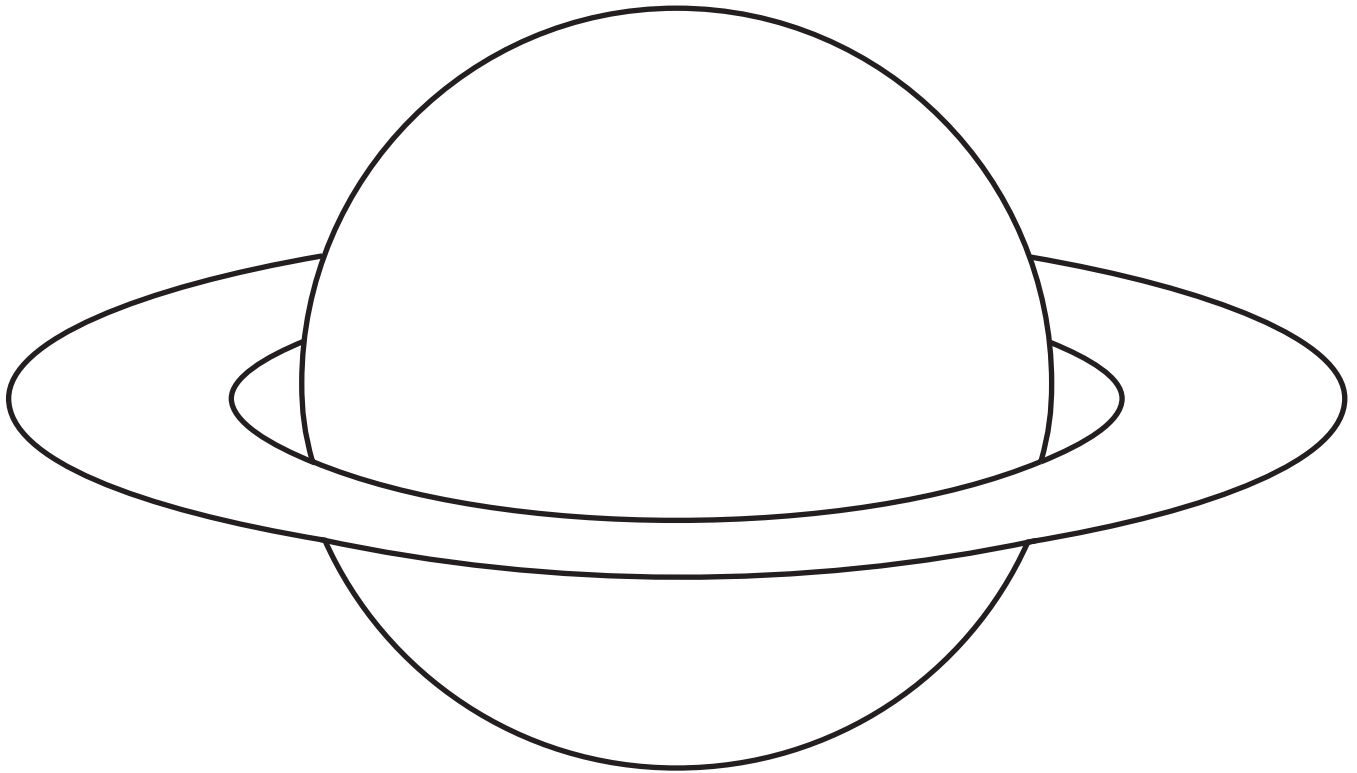
on the cheese.



Name: \_\_\_\_\_

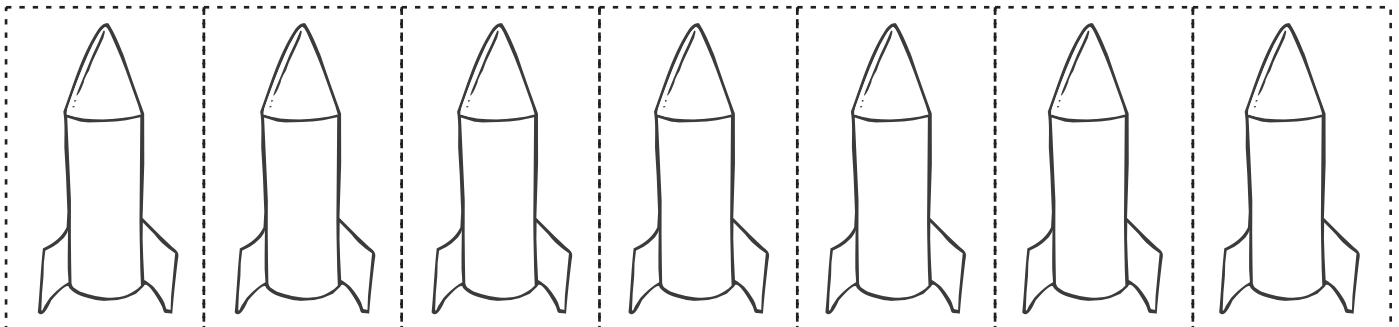
Draw five aliens from another planet. **ON THE BACK**

Colour five rockets. Cut out and paste them around the planet.



five

5







Name: \_\_\_\_\_

Use pictures from magazines to cut and paste some groups of five things.



Cut out five people and paste them in the bus.


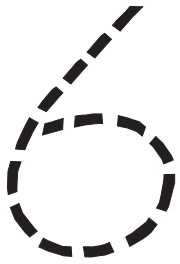


Name: \_\_\_\_\_

Draw some apples.  
Colour six red.

ON THE  
BACK


Trace the numbers and colour the picture.




six



Colour six cakes.



Colour six pizza slices.



Trace the words.

six

six

six


six

six

Name: \_\_\_\_\_

Draw six insects  
with six legs. **ON THE  
BACK**

Trace the six stars and colour them.



six

6

Colour six fish.


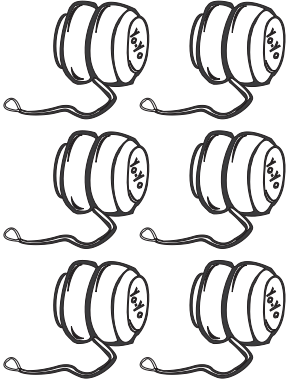






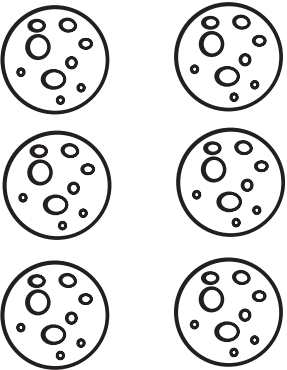





Name: \_\_\_\_\_

Draw a pattern by only using the number 6.



Colour the groups that have six things.

Trace the words and numbers.

six six six six six

6 6 6 6 6 6 6

Name: \_\_\_\_\_

Fold a piece of paper into four.  
Draw six things in each quarter.



Trace the number 6.

six




six



six

6	0	6	9	6
3	6	4	1	2
6	7	3	10	8
10	5	6	6	8
6	0	6	9	6

Draw six  on the cones.



Draw six  on the desk.




Name: \_\_\_\_\_

Draw six clocks  
and six watches.



Colour, cut out and paste the missing numbers on the clock.



1

2

3

4

5

6

Name: \_\_\_\_\_

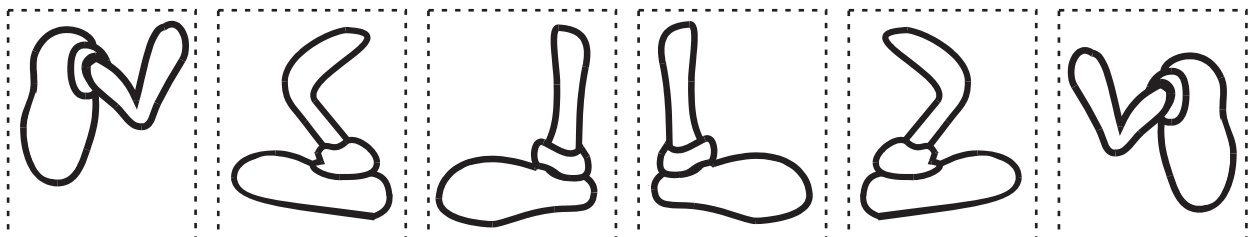

Use pictures from magazines to cut and paste some groups of six things.

ON THE  
BACK

Cut out six legs and paste them on the ladybeetle.

six

6




Name: \_\_\_\_\_



Draw some cats.  
Colour seven black.

ON THE  
BACK


Trace the numbers and colour the picture.



seven



Colour seven wands.



Colour seven coins.



Trace the words.

seven

seven

seven

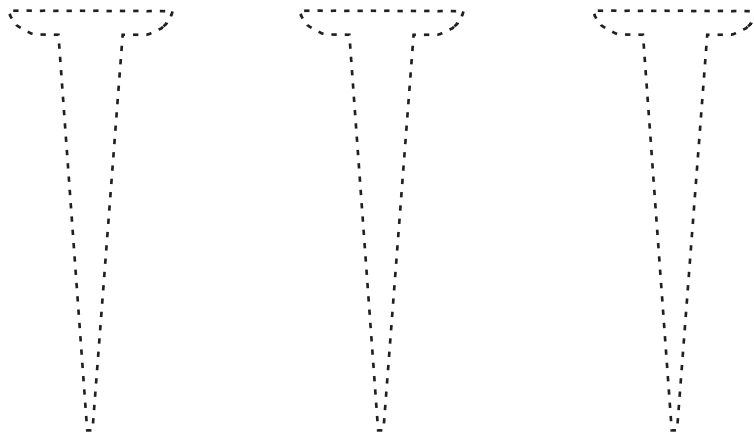
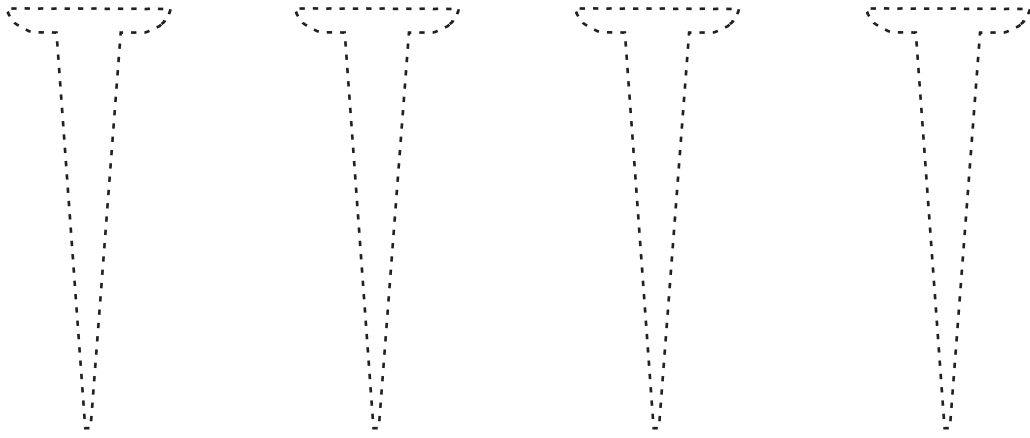


Name: \_\_\_\_\_

Draw a flag with  
seven circles on it.



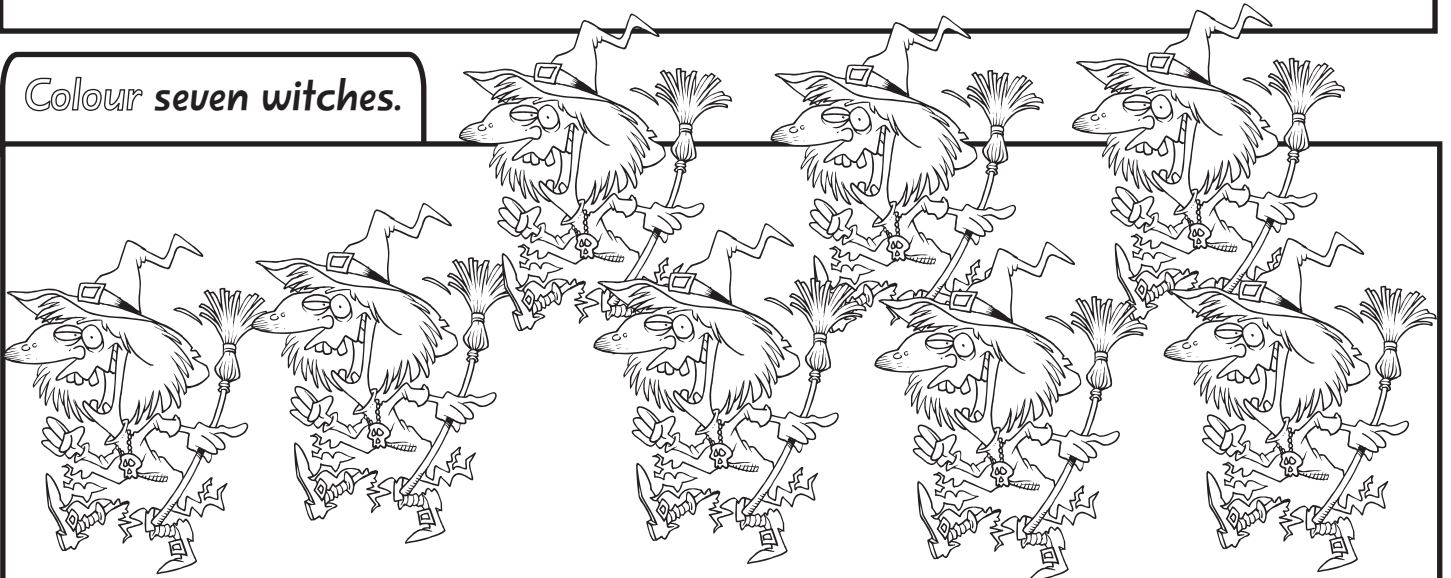
Trace the seven nails and colour them.



seven



Colour seven witches.



Name: \_\_\_\_\_

Draw a pattern by only using the number 7.



Colour the groups that have seven things.


Trace the words and numbers.

seven seven seven

7 7 7 7 7 7 7

Name: \_\_\_\_\_

Fold a piece of paper into four. **ON THE BACK**  
Draw seven things in each quarter.

Trace the number 7.

s e v e n


7 7 7 7

s e v e n

7 7 7 7


s e v e n

8	9	7	5	6
4	7	4	1	7
7	3	5	6	7
7	8	7	7	9
8	10	0	5	2

Draw seven  near the tent.



Draw seven  in the water.




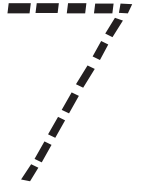
Name: \_\_\_\_\_

Draw seven elephants  
walking in a row.



Colour seven fairies. Cut out and paste them into the garden.

seven





Name: \_\_\_\_\_

Use pictures from magazines to cut and paste some groups of seven things.



Cut out seven clubs and paste them onto the card.

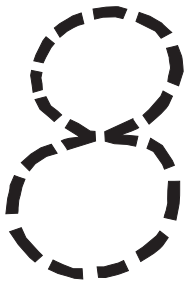


Name: \_\_\_\_\_


Draw some bananas.  
Colour eight yellow.

ON THE  
BACK

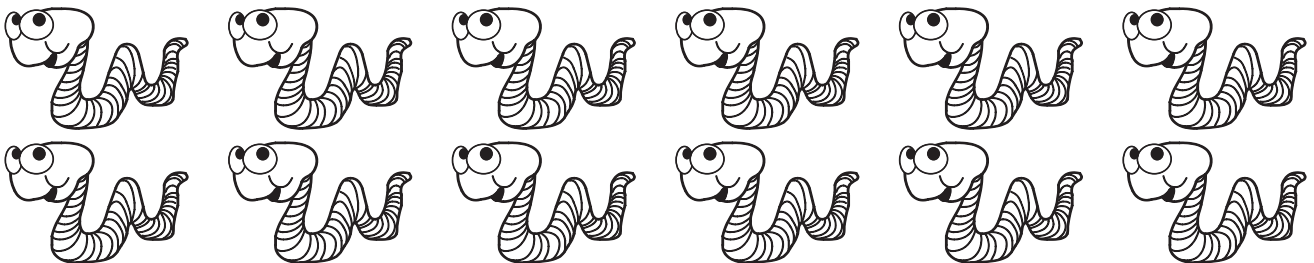
Trace the numbers and colour the picture.




eight



Colour eight worms.



Colour eight bricks.



Trace the words.

eight

eight

eight

Name: \_\_\_\_\_

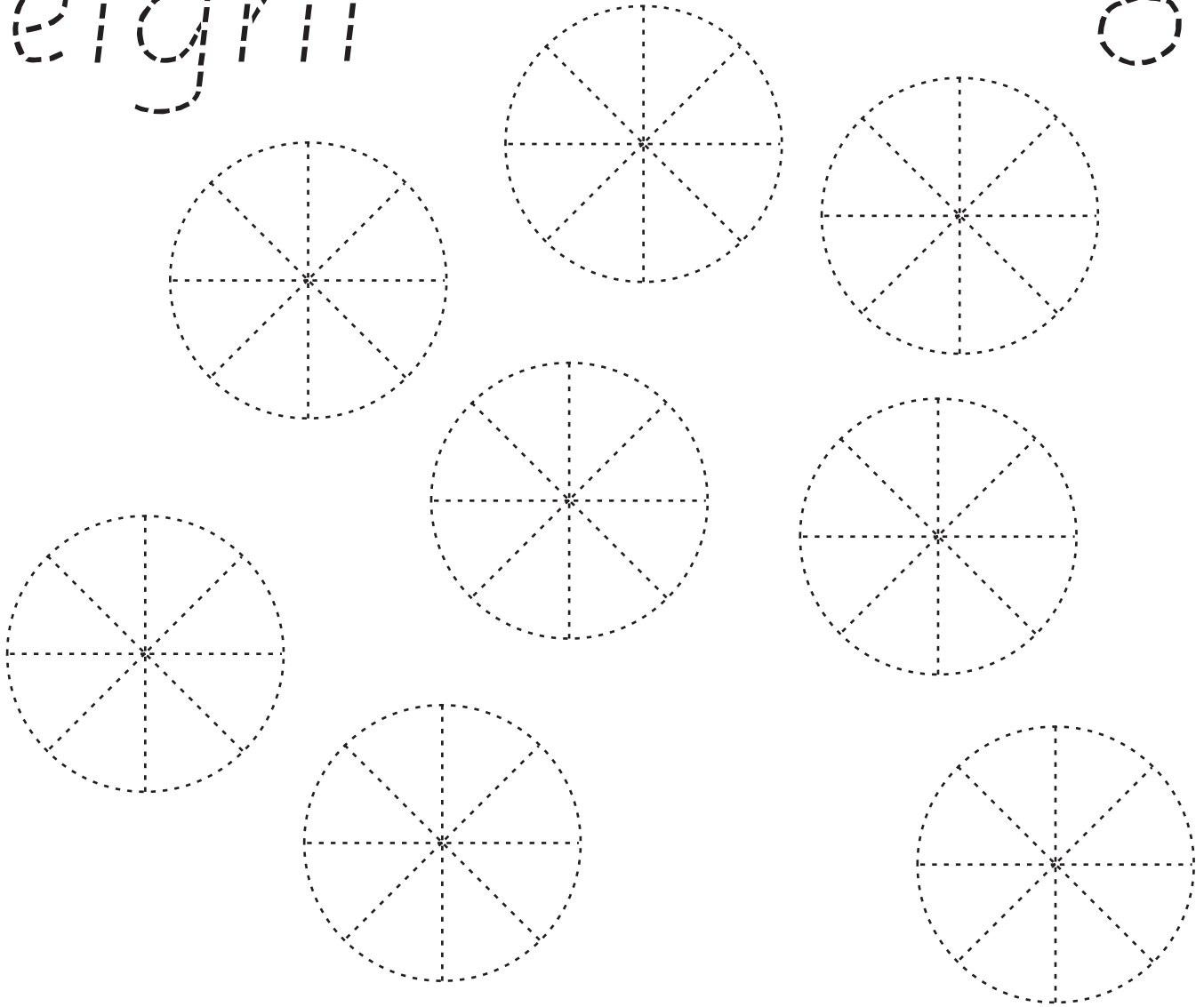
Draw a truck with  
eight wheels.




Trace the eight wheels and colour them.

eight

8



Colour eight chairs.

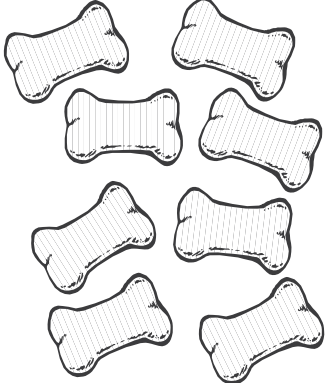
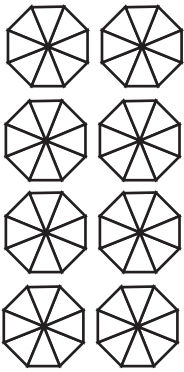
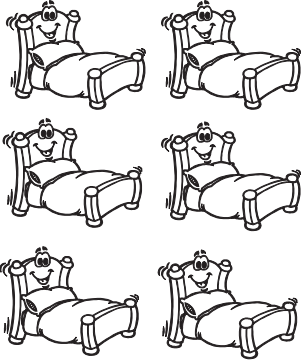



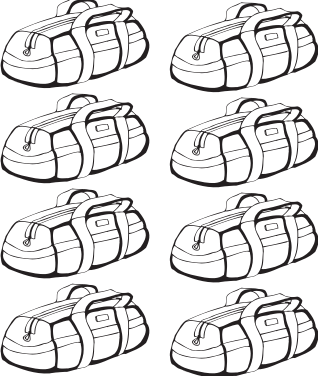
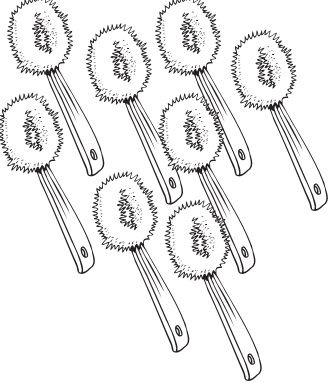






Name: \_\_\_\_\_

Draw a pattern by only using the number 8.



Colour the groups that have eight things.

Trace the words and numbers.

eight eight eight

8 8 8 8 8 8 8



Name: \_\_\_\_\_

Fold a piece of paper into four.  
Draw eight things in each quarter. **ON THE BACK**

Trace the number 8.

eight



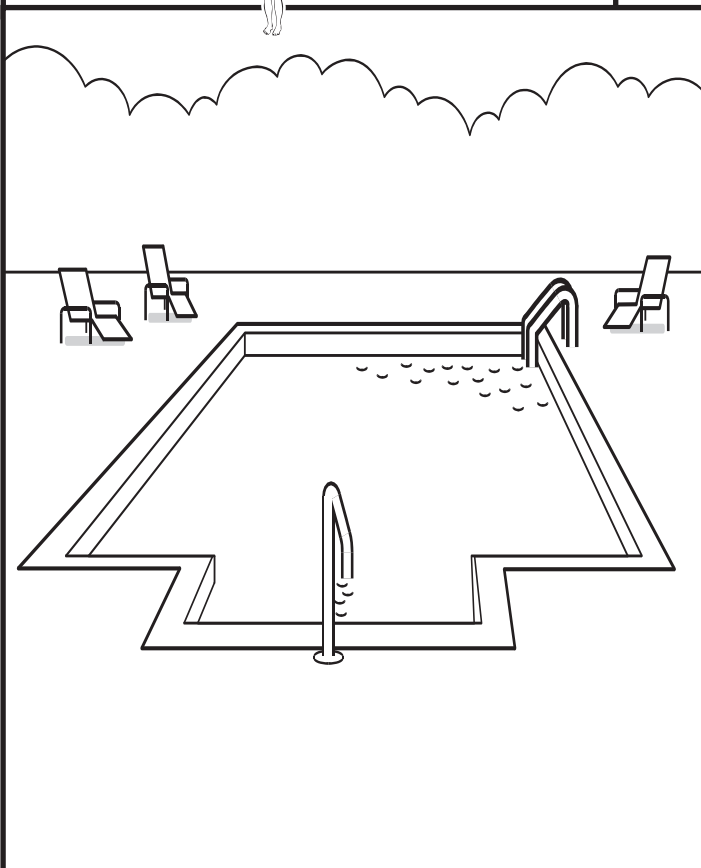
eight




eight

4	8	3	5	6
8	8	3	1	8
10	3	8	9	8
7	8	3	3	8
8	8	0	4	2

Draw eight  around the pool.



Draw eight  under the cloud.



Name: \_\_\_\_\_

Draw a bird sitting  
on eight eggs.

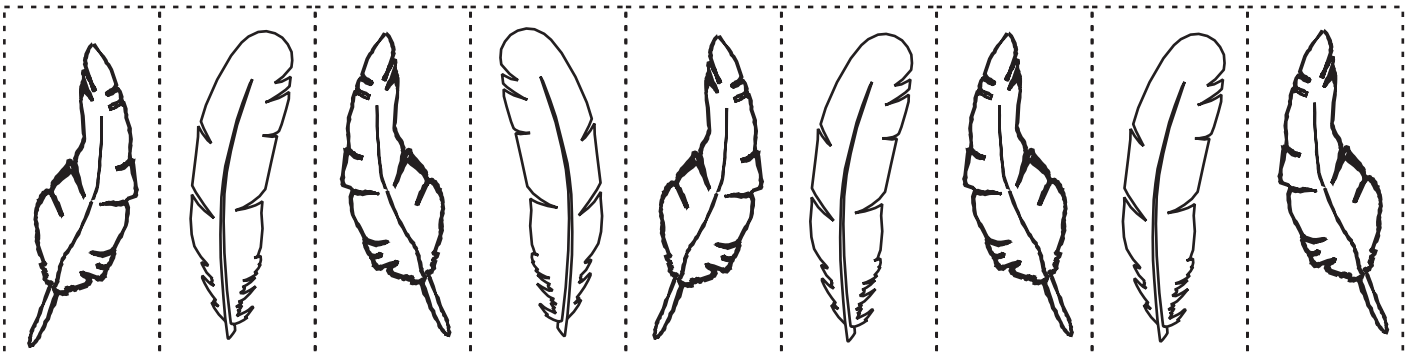
ON THE  
BACK

Colour eight feathers. Cut out and paste them onto the bird.



eight

8




Name: \_\_\_\_\_

Use pictures from magazines to cut and paste some groups of eight things.

ON THE  
BACK

Cut along the dotted line of the pot,  
Cut out eight flowers and plant them.



Name: \_\_\_\_\_

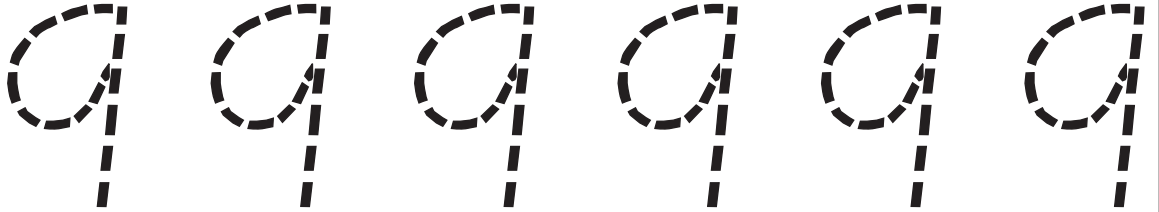

Draw some cars.  
Colour nine pink.



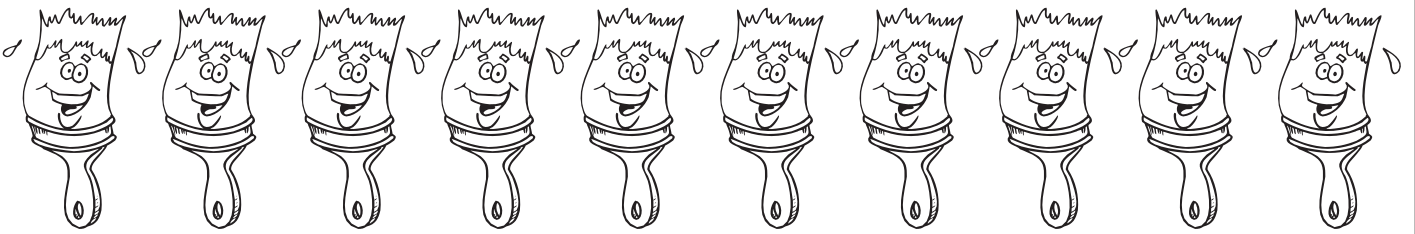
Trace the numbers and colour the picture.



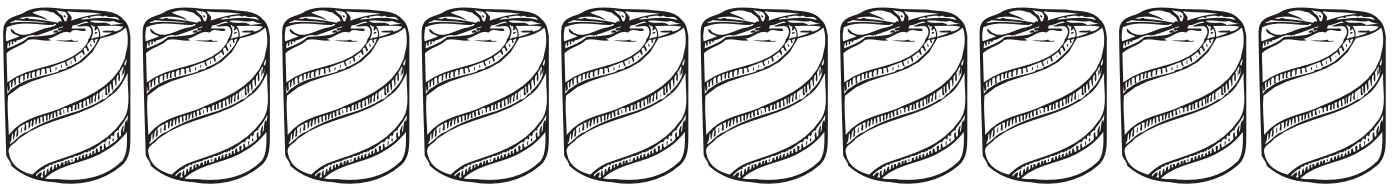
nine



Colour nine brushes.



Colour nine rolls.



Trace the words.

nine

nine

nine

Name: \_\_\_\_\_


Draw a plate with  
nine sausages on it.




Trace the nine fish and colour them.

nine

9



Colour nine sausages.



Name: \_\_\_\_\_

Draw a pattern by only using the number 9.



Colour the groups that have nine things.


Trace the words and numbers.

nine	nine	nine					
9	9	9	9	9	9	9	9

Name: \_\_\_\_\_

Fold a piece of paper into four.  
Draw nine things in each quarter. **ON THE BACK**

Trace the number 9.

nine

9 9 9 9


nine

9 9 9 9

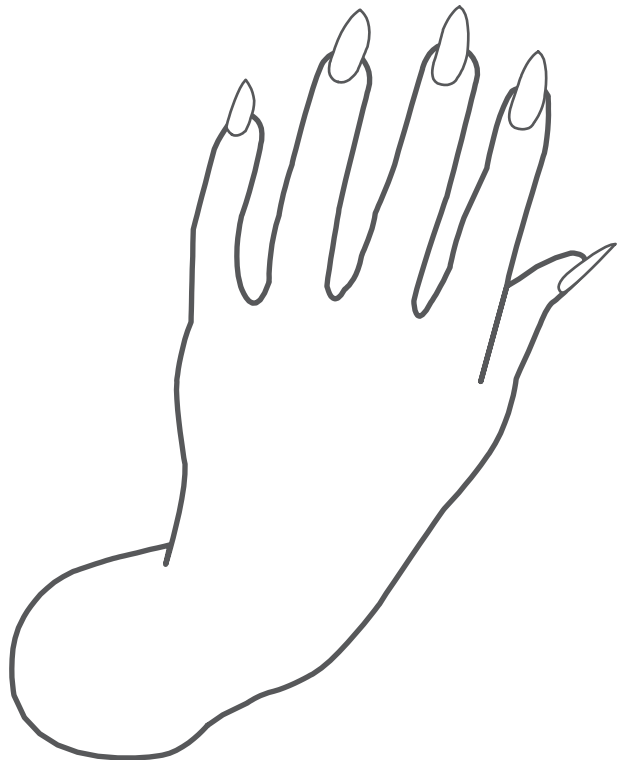
nine

6	7	9	5	10
8	9	3	9	9
9	7	6	6	9
6	9	2	10	1
9	6	0	9	4

Draw nine  on the alien.



Draw nine  on the fingers.



Name: \_\_\_\_\_



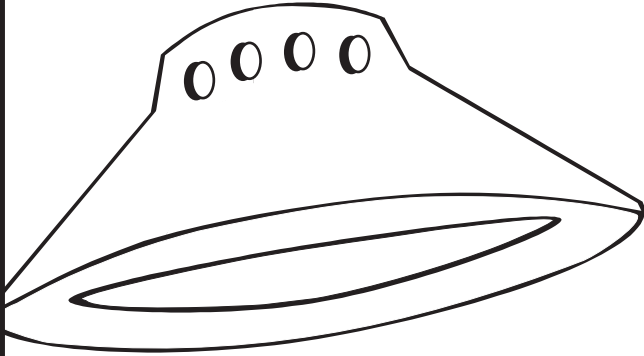
Draw nine yellow stars  
around an orange moon.



Colour nine aliens. Cut out and paste them near the UFO.

nine

9





Name: \_\_\_\_\_

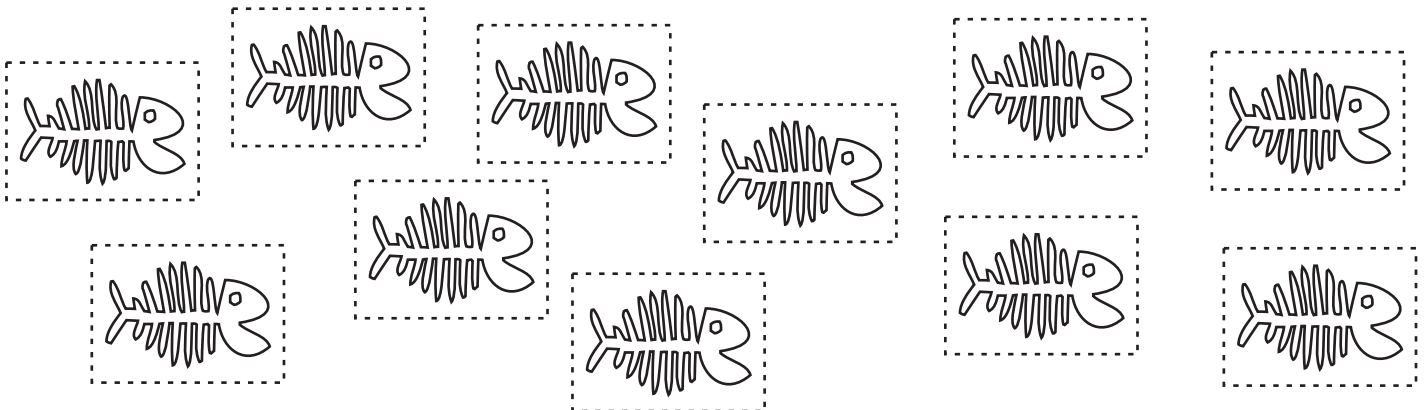
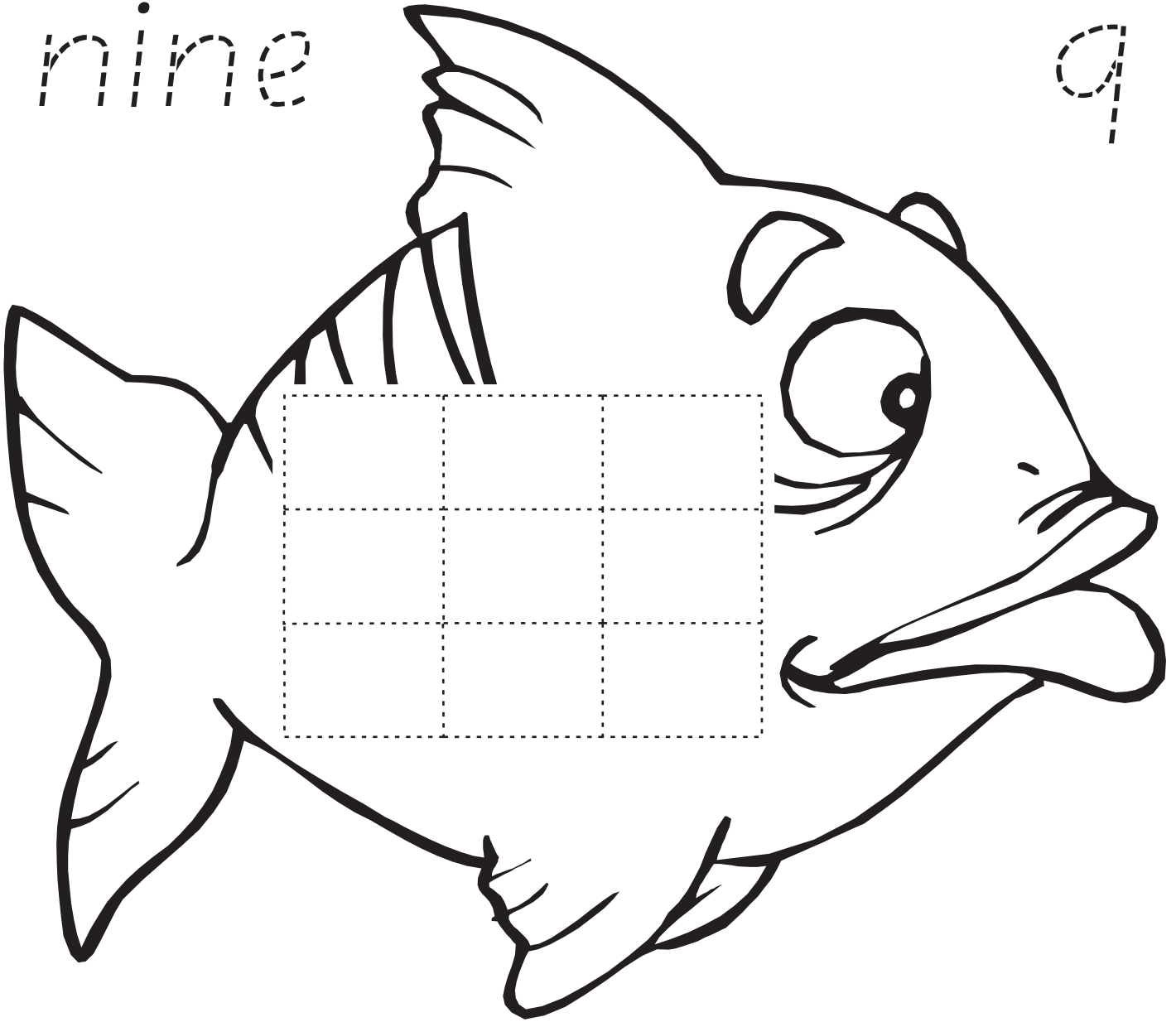
Use pictures from magazines to cut and paste some groups of nine things.



Colour and cut out the fish skeletons.  
Paste nine skeletons on the big fish.

nine

9




Name: \_\_\_\_\_

Draw some crayons.  
Colour ten red.

ON THE  
BACK

Trace the numbers and colour the picture.

10



ten


10

10


10

10

Colour ten fish.



Colour ten ducks.



Trace the words.

ten

ten

ten

ten

Name: \_\_\_\_\_


Draw ten long green snakes.



Trace the ten bones and colour them.

ten

10



Colour ten snakes.



Name: \_\_\_\_\_

Draw a pattern by only using the number 10.



Colour the groups that have ten things.


Trace the words and numbers.

ten	ten	ten	ten
10	10	10	10

Name: \_\_\_\_\_

Fold a piece of paper into four.  
Draw ten things in each quarter.



Trace the number 10.

ten

10 10


ten

10 10

ten

10	7	10	1	10
8	10	3	10	0
1	6	10	5	9
0	10	2	10	7
10	8	0	10	4

Draw ten  in the drink.



Draw ten  floating in the air.




Name: \_\_\_\_\_

Draw ten big  
green watermelons.


ON THE  
BACK

Colour ten bees. Cut out and paste them around the flower.



ten

10


















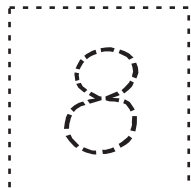



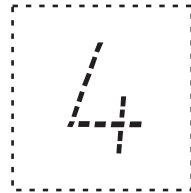
Name: \_\_\_\_\_

Use pictures from magazines to cut and paste some groups of ten things.



Trace and cut out the ten numbers.  
Paste ten numbers on the Bingo card.

<b>B</b>	<b>i</b>	<b>N</b>	<b>g</b>	<b>O</b>
	one 	two 		
three 	four 	five 	six 	
seven 	eight 	nine 	ten 	







				
				

Name: \_\_\_\_\_

Draw an apple tree  
with ten apples.

ON THE  
BACK

Draw a line from the number to the correct apple tree.



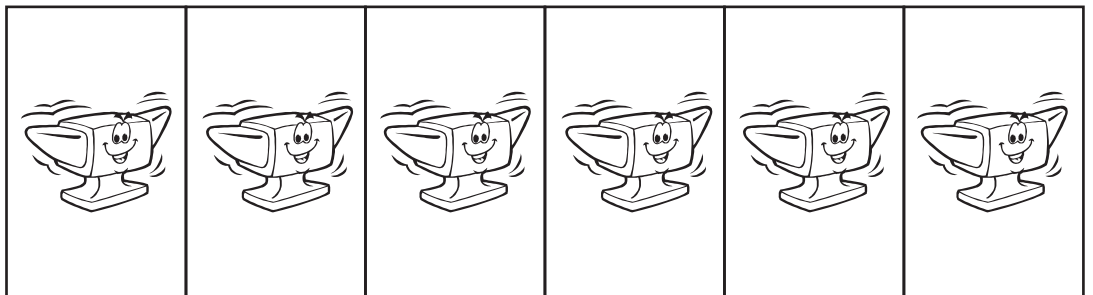
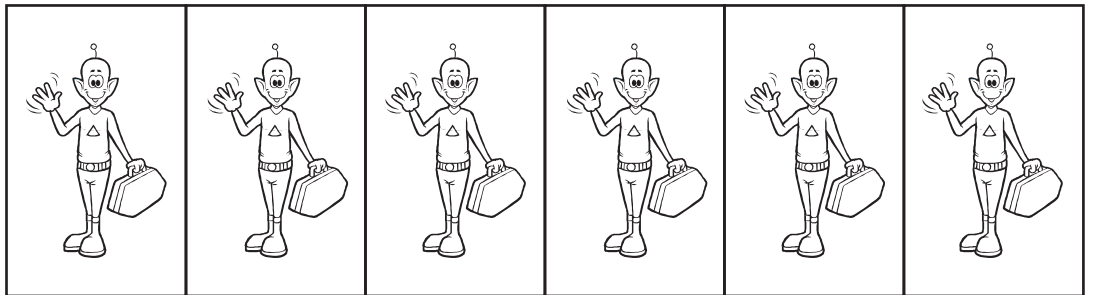




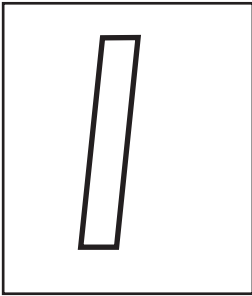


Name: \_\_\_\_\_

Draw 5 cakes with  
3 candles on each one.

ON THE  
BACK

Trace the numbers and colour the pictures to match.




Name: \_\_\_\_\_

Draw 8 houses with  
6 chimneys on each one.




Trace the numbers and colour the pictures to match.


6



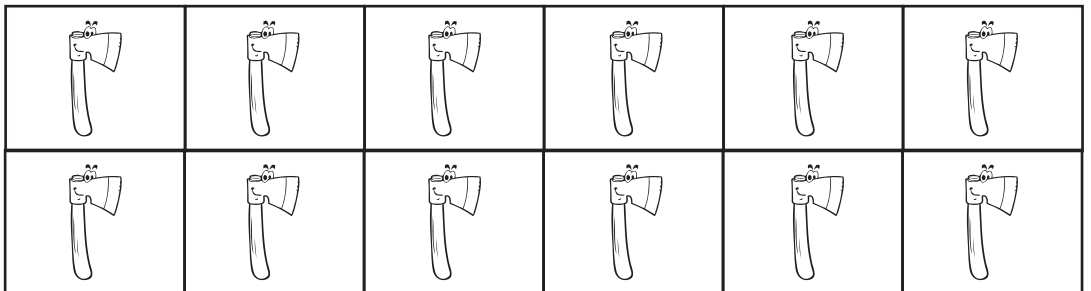
7




8



9



10




Name: \_\_\_\_\_

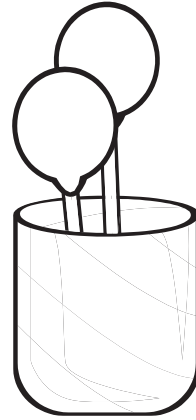
Draw your six  
favourite lollies.




Draw a line from the number to the correct lolly tin.



4




2




6

3



5



Name: \_\_\_\_\_

Draw five monkeys  
doing tricks.



Draw a line from the number to the correct bananas.



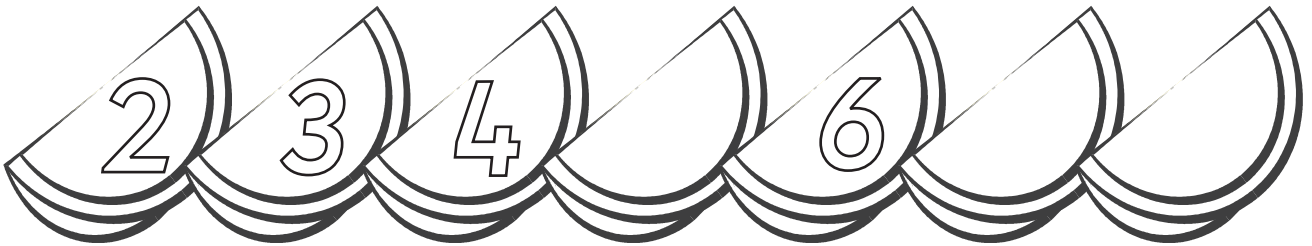



Name: \_\_\_\_\_

Draw your three favourite pieces of fruit.



Write the missing numbers.








Name: \_\_\_\_\_

Draw your four favourite animals.

ON THE BACK

Write the missing numbers.



Name: \_\_\_\_\_

Draw a birthday cake with  
candles to show how old you are.



Cut and paste the pictures to match the numbers and words.

**1**    **one**



**2**    **two**



**3**    **three**



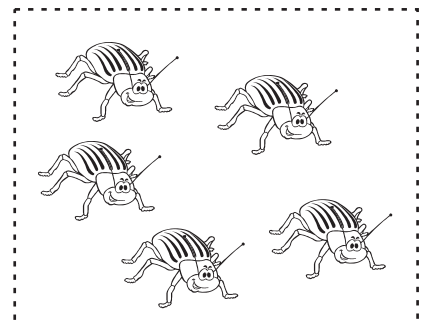

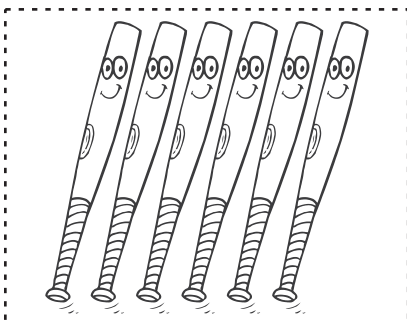

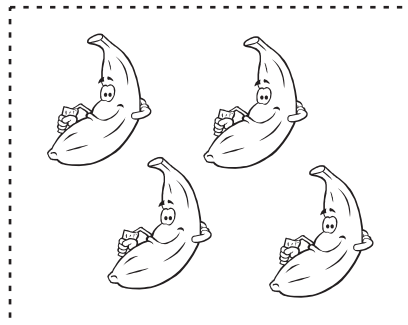

**4**    **four**



**5**    **five**



**6**    **six**



Name: \_\_\_\_\_

Draw your family. How many people? Write the number.



Cut and paste the pictures to match the numbers and words.

5 five



6 six



7 seven




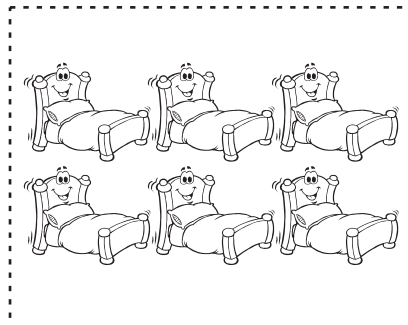
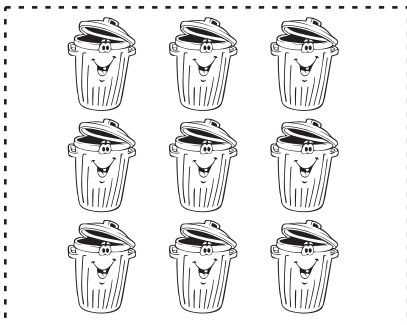

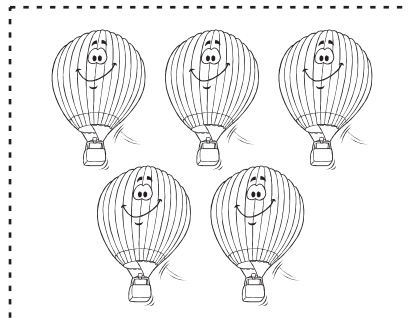
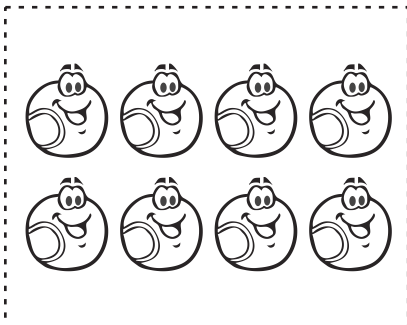
8 eight



9 nine



10 ten








Name: \_\_\_\_\_

Draw three tortoises. How many legs altogether? Write the number.



Join the numbers 1 to 10 and colour the tortoise.




8 •

• 2

7 •

• 3

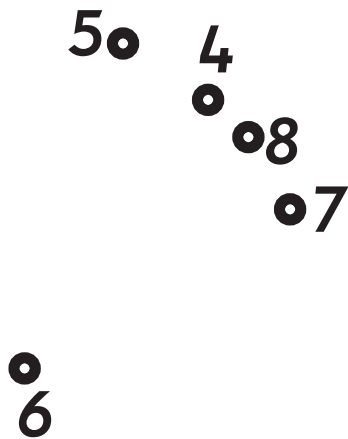
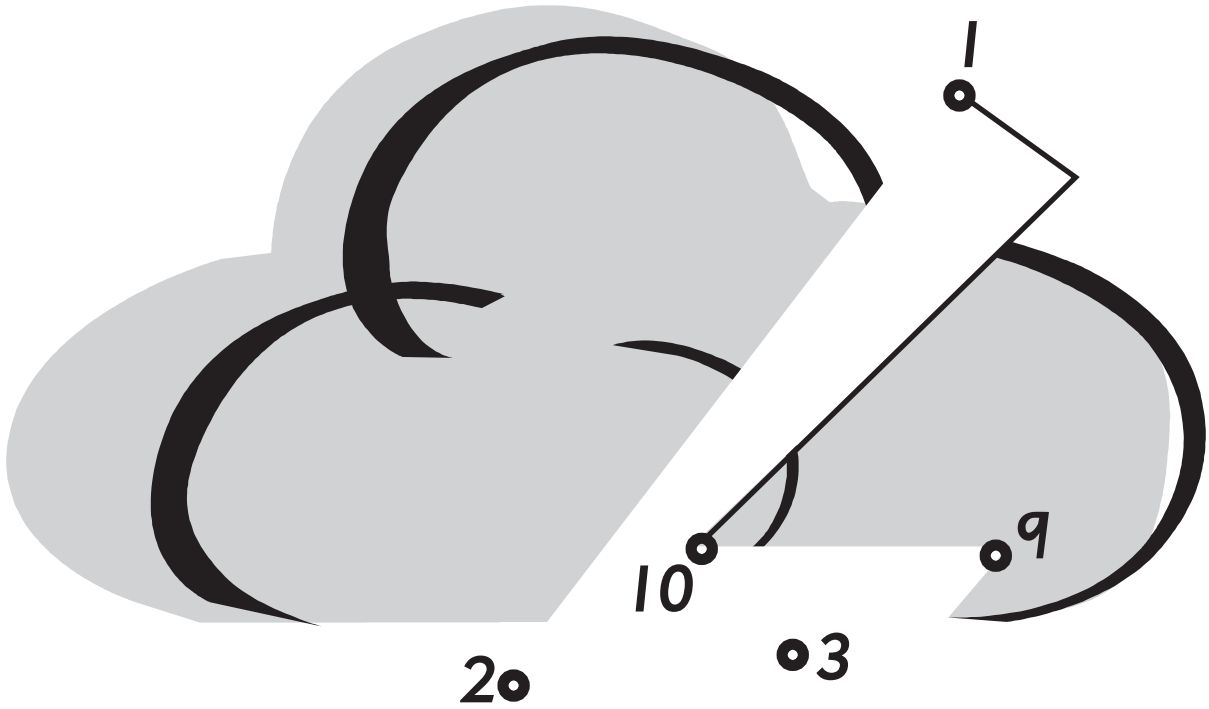


Name: \_\_\_\_\_

Draw your three best friends.  
Can you write their names?



Join the numbers 1 to 10 and colour the lightning. Draw ten raindrops.

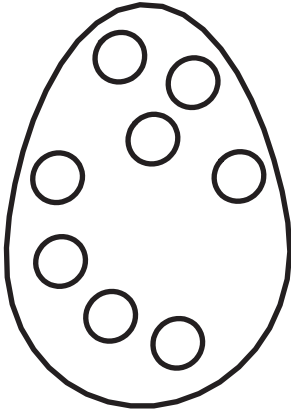


Name: \_\_\_\_\_

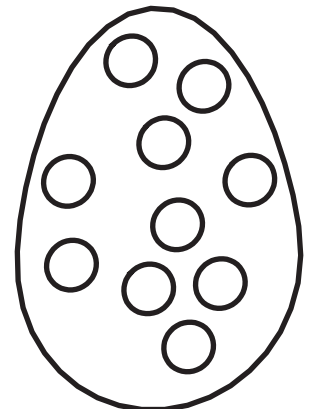
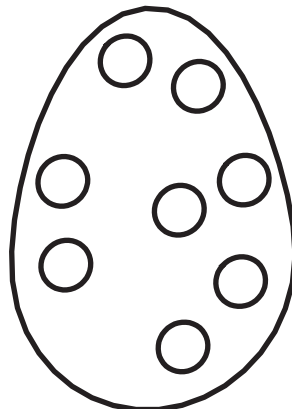
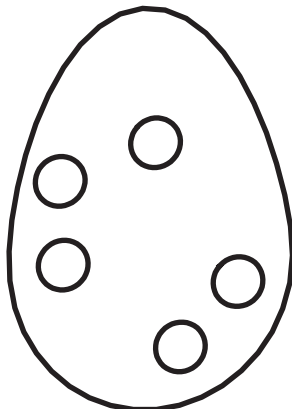
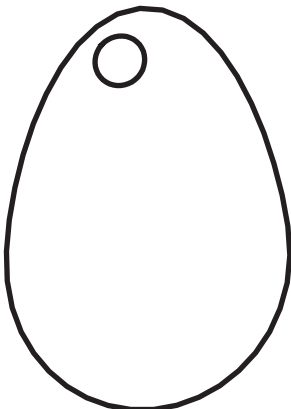
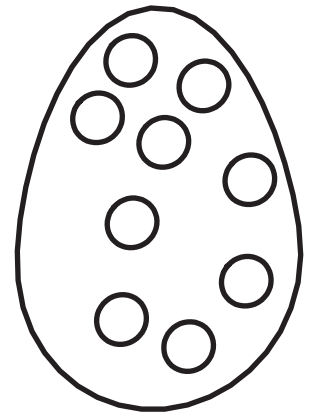

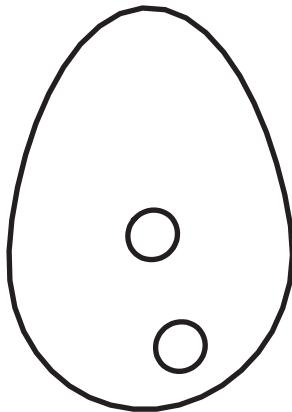

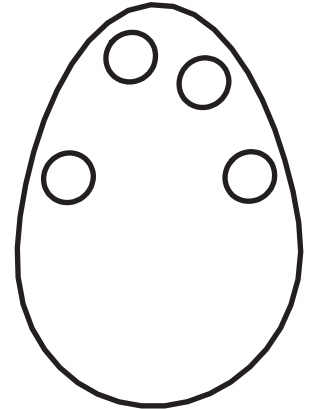
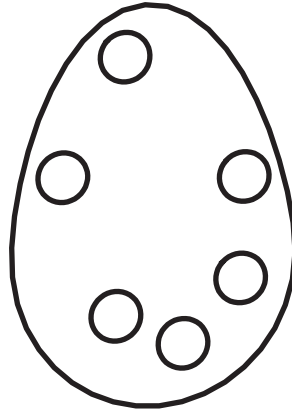
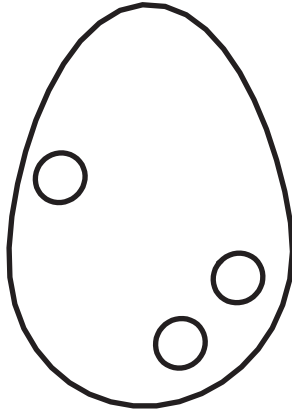
Draw a big Easter egg  
with ten spots on it.



Colour the eggs. Write the number of spots on each egg.



8

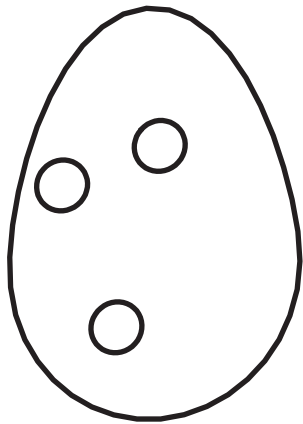


Name: \_\_\_\_\_


Draw a brown dog  
with six yellow spots.




Colour the eggs. Draw the number of spots on each egg.




3




2




5




8




1




9




4




10




3



0



6



7


Name: \_\_\_\_\_

Draw a big building  
seven stories high.



Draw more things to match the number in each row.

3




6




8



5



2



4

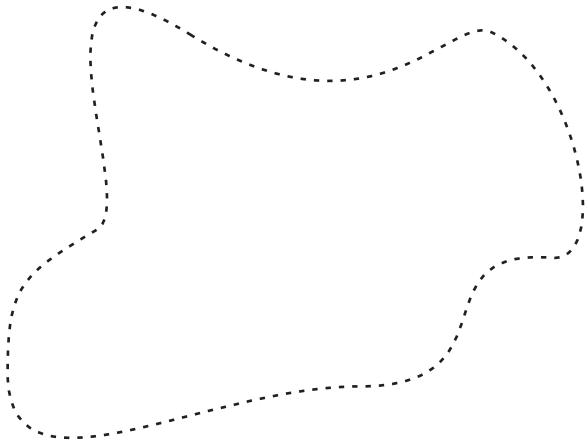


Name: \_\_\_\_\_


Draw an alien  
with seven eyes.



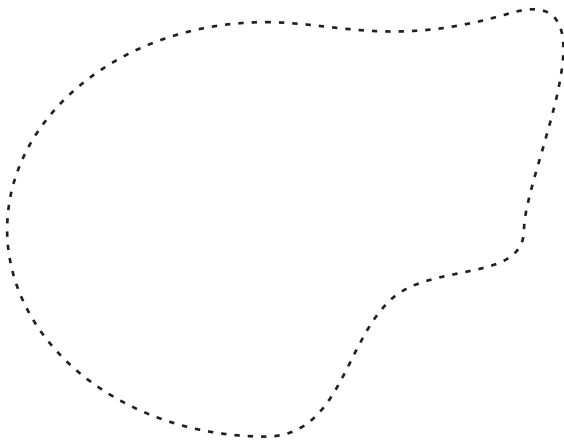
Draw groups of things that match the numbers.



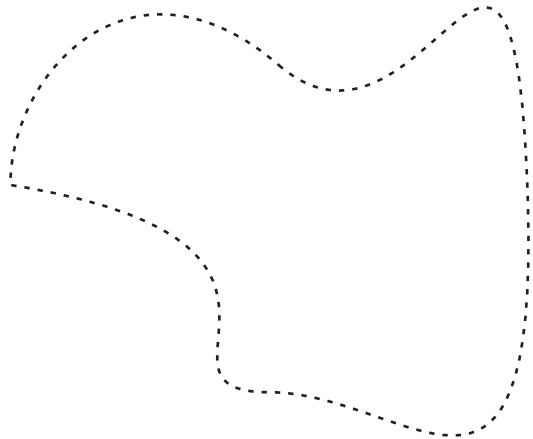
**a group of 3**



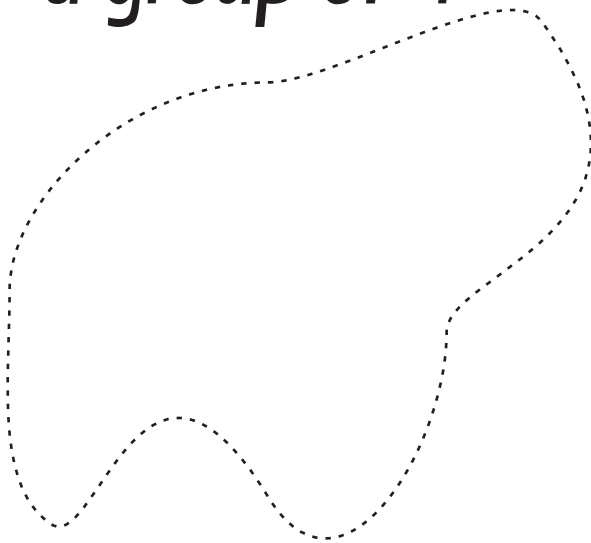
**a group of 7**




**a group of 9**



**a group of 2**



**a group of 6**



**a group of 5**


Name: \_\_\_\_\_

Write your name.  
How many letters in it?



Cut out these cards and paste them into matching groups.

1




three

two

five

4




2




3

5



four



one

Name: \_\_\_\_\_


Draw your three favourite toys.





Cut out these cards and paste them into matching groups.

7

eight



ten



six

6

seven

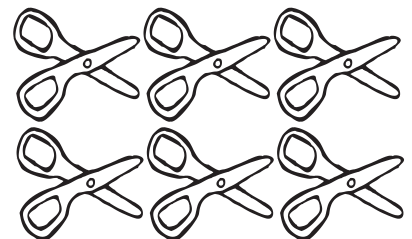
8

nine

10



9







Name: \_\_\_\_\_

Draw five  
favourite foods.



Throw a dice six times. Draw the number of spots, write the number word and then write the number.



three



Throw  
1



Empty space for writing the number word.



Throw  
2



Empty space for writing the number word.



Throw  
3



Empty space for writing the number word.



Throw  
4



Empty space for writing the number word.



Throw  
5



Empty space for writing the number word.



Throw  
6




Empty space for writing the number word.



Name: \_\_\_\_\_

Draw four fantastic Christmas presents. **ON THE BACK**

Cut out the decorations and paste them to match the numbers.



6

2

4





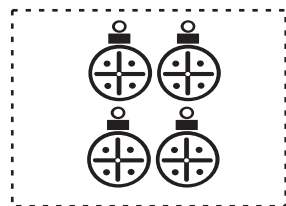



8

1

3

5

10




Name: \_\_\_\_\_

Draw ten  
circus elephants.



Draw the number of balls each clown is juggling.



4



5



1



7



6



9



0



2



8



4

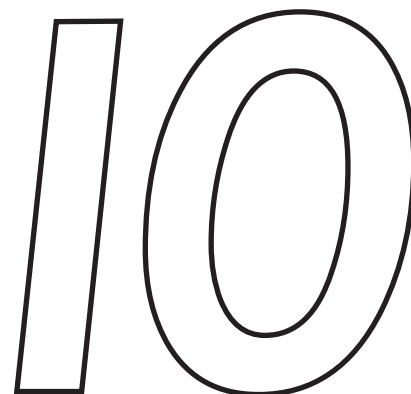





3



10

Photocopy and duplicate these number and word cards for recognition activities and games e.g. number bingo, dominoes etc.



one

two

three

four

five

six

seven

eight

nine

ten

**Starting Numbers 1 to 10** provides number recognition activities for students beginning school. It is a companion volume to **Starting Numbers 11 to 20**.

- \* Each number from 1 to 10 is covered by eight pages of motivating activities.
- \* The pages contain many different and varied approaches to number recognition.
- \* Cutting and pasting features in this book, as well as matching, colouring, tracing and drawing.
- \* Each page includes extension activities for fast finishers.

This book is suitable for the following grades in different states.

	NSW	ACT	VIC	TAS	WA	NT	SA	QLD	NZ
K, Prep	✓	✓	✓	✓					
1					✓	✓	✓	✓	✓
2									
3									
4									
5									
6									
7									

LOWER  
MIDDLE  
UPPER

**Burrabooks** publications are written by Australian teachers who have had extensive classroom experience.

For more information visit:

[www.burrabooks.com.au](http://www.burrabooks.com.au)

**BUR-5301**

ISBN 13: 978-1-86402-118-9  
ISBN 10: 1-86402-118-7



9 781864 1021189



**BURRABOOKS**

[www.burrabooks.com.au](http://www.burrabooks.com.au)  
[mail@burrabooks.com.au](mailto:mail@burrabooks.com.au)